LPK ROBOTICS

www.lpkrobotics.com contact@lpkrobotics.com +82-32-341-1645 +82-32-341-1648

Headquarters : 86, Bupyeong-daero 329beon-gil, Bupyeong-gu, Incheon, Korea

LPK Robotics - Industrial Robot Solution Leader

LPK ROBOTICS

LPK ROBOTICS

LPK Robotics - Industrial Robot Solution Leader

Your Factory,
Our Robot.

LPK로보틱스는 창립 20주년을 맞이하는 국내 대표적인 산업용 로봇 전문기업으로서 디스플레이, 반도체, 이차전지 등 최첨단 산업을 대상으로 국내는 물론 중국, 동남아 등 해외 주요 시장에 대해 직교로봇, 리니어로봇, 정밀스테이지를 중심으로 성장해왔으며, 최근 협동로봇, 다관절로봇, 스카라로봇 분야까지 확장하면서 끊임없는 혁신을 통해 최고의 기술과 서비스를 제공해오고 있습니다.

LPK로보틱스가 4차 산업혁명 시대 스마트 팩토리 솔루션 리더로서 로봇시장의 새로운 미래를 열어갑니다.

LPK
ROBOTICS

Company Introduction

LPK로보틱스는 2004년 설립 이후 디스플레이, 반도체, 이차전지 등 최첨단 산업을 대상으로 국내는 물론 중국, 베트남 등 국내외 주요 시장에 대해 협동/다관절로봇, 스카라로봇, 자율주행로봇, 직교로봇, 리니어로봇, 정밀스테이지, 교육용로봇 등 주요 산업용 로봇을 생산함과 동시에 최고의 기술과 서비스를 제공하는 국내 선도 산업용 로봇 전문 기업입니다.
최근 4차 산업혁명의 급속한 발전에 따라 로봇산업이 향후 21세기를 주도하는 핵심산업으로 발전할 것으로 예상되며, 이에 따라 정부에서도 10대 차세대 성장동력산업의 하나로 로봇사업을 선정하여 중점 육성하고 있습니다. 로봇은 산업체와 가정 등 모든 곳에서 인간의 삶을 더욱 풍요롭고 자유롭게 하여 삶의 질을 향상시키는데 필수적인 보조수단으로, 문명이 존재하는 한 향후 이와 관련된 산업은 필수적으로 성장할 것으로 전망됩니다.
LPK로보틱스에서 생산/판매하게 될 산업용 로봇은 산업 현장에서 근로자를 대신하여 단순 반복작업, 위험업무, 고정도의 정형화된 작업을 진행함으로써 근로자의 삶의 질 향상과 산업 현장의 생산성 증대를 달성할 수 있도록 지원할 것입니다.
2019년 인천 부평 신사옥으로 확장 이전과 함께 전국 각 지역별 20여 대리점을 통해 원활한 제품의 공급과 사후관리를 위하여 최선의 노력을 기울이고 있습니다. 아울러 우수한 품질의 제품과 기술인력 양성, 그리고 꾸준히 쌓아온 기술력을 바탕으로 전직원이 하나로 뭉쳐 고객이 추구하는 미래와 함께 나아가기 위해 최선을 다할 것입니다.

비전	AI-Powered Robotics Total Solution Leader 인공지능 기반 로보틱스 토탈 솔루션 리더
미션	• 우리는 고객, 주주, 임직원과 하나입니다. • 우리는 모든 분야의 역량과 자원을 활용하여 최고의 가치를 창출합니다. • 우리는 바람직한 공동의 미래를 구현하기 위해 헌신하고 노력합니다.
핵심가치	• Market/Customer-centric (시장/고객 중심 혁신) • Agility (미래 변화에 대한 민첩한 대응력) • Collaboration (신뢰 기반의 소통과 협력) • Responsibility (사회와 공동체에 대한 책임감)
사업영역	• 협동/다관절로봇 • 스카라로봇 • 자율주행로봇 • 직교로봇/리니어로봇 • 정밀스테이지 • 교육용로봇
설립일	2004년 6월 26일
자본금	37.49억원
본사	인천광역시 부평구 부평대로 329번길 86

History

년	월	내용
2004	07	(주)엘피케이 설립(파주시 법원읍 법원리 484)
	12	직교좌표 로봇 3종 개발 완료
2005	02	실용신안등록 (작동의 이상유무를 외부에서 육안으로 확인 할 수 있는 직교좌표 로봇)
	04	BALL SCREW 구동 TYPE 3종,Timing Belt구동 TYPE 4종 로봇 개발 완료
	08	LINEAR ACTUATOR 4종 개발 완료
2006	02	WAFER 이송용 SCARA로봇 2종 개발 완료
	05	CLEAN ROOM 적용 직교좌표 로봇 4종 개발 완료
2007	05	본사 공장 이전(파주시 교하읍 송촌리 414-3)
	10	벤처기업 확인
	12	ISO 9001인증
2008	01	기술연구소 인정(설립:2007.12)
		INNO-BIZ 확인
		실용신안등록(리니어 로봇)
		특허등록(수평유지테이블이 구비된 리니어 로봇)
2009	04	CE 인증
2010	10	본사 공장 이전(부천시 소사구 소사본동 137-1)
	11	벤처기업 확인
	12	ISO 9001, ISO 14001 인증
		부품.소재전문기업 확인(지식경제부)
2011	03	실용신안등록(수평이동장치용 리니어 모터의 냉각수단)
	04	INNO-BIZ 확인
	09	경기도 유망중소기업 인증
	10	실용신안등록(수평이동장치용 커버 처짐 방지수단)
2012	09	Miniature Robot 4종 개발 완료
2013	02	실용신안등록(리니어 로봇의 슬라이더 베이스 절단부 결속 장치)
	03	특허등록(리니어 로봇의 구동벨트 끊김 안전을 위한 자동 제동장치)
	04	특허등록(리니어 로봇 이송시스템의 이송벨트 요동방지장치)
	06	한국로봇산업진흥원 로봇시범보급사업 선정
	07	부품소재 전문기업 확인(산업통상자원부)
	12	작전동 공장 취득
2014	05	본사 공장 이전(인천광역시 계양구 작전동 682-1)
	08	특허등록(베큠수단이 구비된 수치제어 가공기용 피가공물 공급장치 및 그 공급방법)
		특허등록(자동중심정렬 공급수단이 구비된 평판 소재용 수치 제어 가공기)
	11	특허등록(매엽식 감광성 수지막 제거장치)
2015	01	특허등록(직선 이동형 클린 로봇)
		특허등록(클린 커버 밀착 구조를 갖는 이동 유닛 및 이를 갖는 수평 이동형 직선 로봇)
2016	01	중국지사(심천) 현지 사무소 개설
2017	01	로봇부품인증지원기업체 선정
2018	08	기술평가 우수기업 인증(NICE신용평가)
		ISO 9001, ISO 14001 인증
2019	04	심태호 신임 대표이사 취임
	09	부평 신사옥 이전
	12	베트남 시장 진출 (JF Tech Vina 총판)
2020	05	진코퍼레이션 및 모션 디바이스사와 스마트 팩토리 사업제휴
2021	06	인천시 청년고용 우수기업 근로환경 개선사업 대상 기업 선정
	09	인천시 산업단지 대개조 지역기업 지원사업 대상 기업 선정
2022	05	글로벌 로봇전문기업 DOBOT社와 전략적 제휴 체결
		과학기술정보통신부 데이터바우처 사업지원 선정
	07	2022 대한민국 혁신기업 대상 수상
	08	협동로봇 LPK-DoBot 출시
	10	2022 로보월드 참가
2023	05	인천 로봇 스타기업 선정
	09	2023 대한민국 SI경쟁력 강화 포럼 개최
	12	전국 10여개사와 로보틱스 솔루션 사업을 위한 SI파트너십 체결

안전 조치 사항

1. 작업자는 로봇의 운반, 설치, 시운전시 안전을 위하여 작업복, 장갑, 헬멧, 안전화, 안전장구 등을 반듯이 착용하여야 한다.
2. 당사의 로봇는 고속으로 운전하는 정밀한 제품이므로 충격이 가해지지 않도록 반드시 자중이 큰 구조물에 고정 한 후 작동 시켜야 한다.
3. 로봇의 안전한 운전을 위하여 안전 망을 설치하고, 동작으로 인한 작업 반경 위험지역 내에 사람과 장애물이 있는지를 확인하고 반듯이 이를 제거 후 작동 시킨다.
4. 로봇의 보수 및 점검, Setting등을 위하여 로봇의 동작 영역 내로 진입할 경우, 제어기 오 동작으로 인해 로봇과 충돌 할 우려가 있습니다. 이러한 위험성으로 안전을 위하여 반드시 전원의 OFF 상태를 확인한다.
5. 로봇의 구동에 사용되는 Cable등이 외부에 노출되거나 심하게 굽힘이 발생하여서는 안되며, 어떤 이유 등으로 인해 Cable 및 Connector의 파손이 있을 시 이를 즉시 교체 하여야 한다.
6. 로봇을 당사에서 허용한 부하 및 속도 이상으로 운전을 하여서는 안되며, 과부하와 높은 속도는 로봇의 파손 및 수명 단축의 직접적인 원인이 됩니다.
7. 로봇의 운전을 기계적인 장애물을 사용해서 강제 정지를 하여서는 절대 안되며, 내부에 볼트 등과 같은 이물질이 혼입되면 로봇 파손의 원인이 되므로 절대적으로 주의하십시오.
8. 당사의 로봇을 설치 및 시운전하기 전 사용설명서를 충분히 숙지 하여야 한다.

보관 유의 사항

1. 로봇의 보관 및 사용 환경은 다음의 조건을 만족하는 환경이 되어야 합니다.
   - 실내의 직사광선이 닿지 않는 곳
   - 주위의 대형 열원으로부터 로봇 전체에 복사열이 직접 닿지 않는 곳
   - 주위온도는 0℃~40℃
   - 습도는 85% 이하 이어야 하며, 이슬이 맺히지 않는 곳
   - 부식성 GAS 및 가연성 GAS가 없는 곳
   - 주위에 다량의 분진이 발생하지 않는 곳
   - 0.3G를 초과하는 진동이 전달되지 않는 곳
   - 심한 자력, 전자파, 자외선, 방사선이 없는 곳
2. 로봇을 보관하는 과정에 제품 위로 올라가거나 무거운 물건을 적재하면 파손의 위험이 있으니 충격이 가해지지 않도록 주의하여 주시기 바랍니다.
3. 로봇을 보관할 경우에는 Box 포장을 하여 2단 이하로 포장 BOX의 상하 면을 바뀌지 않도록 수평 바닥에 적재하여 주시기 바랍니다.
4. 당사의 로봇은 이동 또는 적재에 대한 환경적인 문제에 관한 별도의 시험이 이루어져 있지 않습니다. 만약 정밀 기기로서의 세심한 주의가 없으면 사용수명에 막대한 영향을 줄지도 모르는 문제점이 발생할 수 있습니다.
5. 본 제품은 외부의 분진 및 충격으로부터 로봇을 보호할 수 있도록 세척된 종이 BOX, 발포제 및 비닐로 포장되어 있습니다.
6. LM GUIDE 및 BALL SCREW에는 그리스가 도포되어 있으나 장기간 보관 시 부식 및 녹 등이 발생 할 수 있습니다.

운반 및 이동 방법

1. 본 제품은 고속으로 운전하는 정밀한 제품이므로 운반하는 과정에 충격이 가해지지 않도록 절대 주의 바랍니다.
2. 운반 시 충격이 있을 경우 제품에 손상이 발생할 수 있으며, 특히 Servo Motor가 부착되어 있을 경우 외부에 충격이 있을 경우에는 Servo Motor Encoder 및 Encoder Cover의 파손이 있을 수 있으므로 특히 주의 바랍니다.
3. 로봇이 2축 이상 조립되어 출고하는 제품의 경우 공장에서 조립검사 및 출하검사를 실시하고 포장하여 출고 하나, 외부의 충격이 있을 경우에는 조립 정도가 틀어질 수도 있으므로 특히 주의 바랍니다.
4. 본 제품은 외부가 알루미늄으로 되어 있으므로 거친 표면과 마찰이 있거나, 날카로운 물체와 부딪힐 경우 표면에 손상을 입을 수 있으므로 취급에 주의 바랍니다.
5. 무거운 제품은 운반 시 단독으로 작업하여 낙하하는 일이 없도록 주의 바랍니다.
6. 단거리 운반 및 이동 시 로봇의 End Cover나 Cable을 절대 잡지 마십시오. 운반 시에는 항상 수평을 유지하며 3군데 이상을 지지하도록 들어야 합니다.
7. 장거리 이동 시에는 수평을 유지한 상태에서 로봇의 몸체와 Slider가 움직이지 않도록 고정 한 후 이동하여 주십시오.
8. 포장박스에서 로봇을 꺼내거나 로봇을 운반할 때에는 항상 수평을 유지하여 주십시오. 만약 Brake가 없는 Servo Motor가 적용된 로봇을 수직으로 세웠을 경우 Slide 부분이 자중에 의해 미끄러지며 손가락을 다칠 우려가 있습니다.

응급처치 방법

1. 당사 로봇에 이상이 발생하여 신고하시기 전에 아래 조치 방법을 참조하시어 응급처치 하시기 바랍니다.

상태	원인	조치
기계적 소음	1. 설치면 정밀도(평면도. 불량)	Thickness Tape등을 이용 설치면 정밀도 (평면도. 보정 후 재설치)
	2. 이물질 혼입	그리스 및 이물질 제거 후 그리스 재 주입
	3. 제한 속도 이상에서의 사용	속도를 제한 속도 이하로 사용
	4. Coupling 조립 중심선 틀어짐 및 풀림	Coupling 재 체결 및 교체(진동 상태 및 제한 가 감속 시간 이하에서는 Coupling이 풀림)
	5. 그리스 부족	그리스 및 이물질 제거 후 그리스 재 주입
	6. GAIN 오 설정	P, I Gain 조정
	7. 부적절한 Timing Belt Tension	Timing Belt Tension 조절
	8. Ball Screw 손상 또는 15000Hr 이상 가동	Ball Screw 교체

기계적 소음	9. LM Guide 손상 또는 15000Hr 이상 가동	LM Guide 교체
	10. Servo Motor Brake의 비정상 작동	Servo Motor 교체
	11. Timing Belt Pulley 평행도 불량	Timing Belt Tension 조절 방법에 의한 평행도 맞춤
	12. 과부하	부하를 낮추거나 가 감속 시간을 길게 조절
	13. Slide Table 충돌 및 기계적 간섭에 의한 강제 정지	사건 재발 방지 및 부품 교체
	14. 제한 가 감속 시간 이하에서의 사용	가 감속 시간을 길게 조절
	15. 설치면 강성부족	설치 면 강성 보완 및 기계 본체를 기초 볼트로 바닥 고정
	16. 기계부 몸체 파손으로 인한 간섭	부품 교체
진동	1. 제한 속도 이상에서의 사용	속도를 제한 속도 이하로 사용
	2. 제한 가 감속 시간 이하에서의 사용	가 감속 시간을 길게 조절
	3. 설치면 강성부족	설치 면 강성 보완 및 기계 본체를 기초 볼트로 바닥 고정
	4. 로봇 설치용 Bolt 체결 불량	• 적합한 길이의 볼트가 완전히 체결되었는지 확인 • 상기의 사항 확인 후 규격의 체결 토크로 체결 • 볼트의 풀림 방지 대책 확립 (록타이트 도포 등)
	5. 과부하	부하를 낮추거나 가 감속 시간을 길게 조절
	6. Slide Table 충돌 및 기계적 간섭에 의한 강제 정지	사건 재발 방지 및 부품 교체
	7. 부적절한 Timing Belt Tension	Timing Belt Tension 조절
	8. GAIN 오 설정	P, I Gain 조정
	9. 타 기기와의 공진	가 감속과 속도를 조절
반복 정밀도 불량	1. Ball Screw 손상	Ball Screw 교체
	2. 설치면 정밀도(평면도. 불량)	상기의 설치면 정밀도(평면도. 불량 항목 참조)
	3. Position Gain 이 낮음	Position Gain 높임
	4. 로봇 설치용 Bolt 체결 불량	상기의 “로봇 설치용 Bolt 체결 불량” 항목 참조
	5. 설치면 강성 부족	상기의 “설치면 강성부족” 항목 참조
	6. Coupling 풀림 또는 파손	Coupling 재체결 또는 교체
위치 정밀도 불량	1. 기계적 Lead 오차	공정상 위치 결정 정밀도가 필요한 경우 당사 연락 할 것
	2. Pitch/Rev (Gear Ratio. 값이 틀림)	Pitch/Rev (Gear Ratio. 값 수정)
	3. Home Sensor와 Encoder Z상의 일치 또는 근접	티치 펜던트 상에서 원점 완료 후 Z 상 Pulse값이 1000~7000 이외의 경우 Home Sensor 또는 Coupling 위치 조절
Sensor 동작 불량	1. Sensor와 Magnet 간 간격이 크다	Sensor 간격조절
	2. Sensor 파손	Sensor 교체
	3. 원점 Parameter 오 설정 원점	Parameter 재설정

불안정한 동작 및 폭주	1. 로봇 Cable 불량	Cable 교체
	2. 부적절한 Cableveyor 사용으로 인한 Cable 단선	적절한 Cableveyor 선정
	3. Body Connector 및 내부 Connector의 불완전 접속	Connector 접속 확인

2. 동일 증상이 계속 나타나는 경우 구입하신 대리점이나 당사로 연락하십시오.

3. 당사 연락처

Tel : 032-341-1645
Fax : 032-341-1648
E-mail : contact@lpkrobotics.com
www.lpkrobotics.com

협동로봇 · 다관절로봇

Collaborative · Articulated Robot

1 협동로봇 CRA 시리즈

2 협동로봇 CR 시리즈

*CR10A

LPK ROBOTICS

협동로봇 CRA 시리즈

Collaborative Robot A Series

CR3A

CR5A

CR7A

CR10A

CR12A

CR16A

CR20A



고성능 차세대 협동로봇

CRA 시리즈

고성능 일체형 관절을 사용한 차세대 협동 로봇 CRA 시리즈는 주기시간 25%를 향상시켜,
효율성이 최고치 창출.
새로운 제어 캐비닛 및 시스템 소프트웨어를 활용하여 안전성, 안정성, 확장성이 모두 향상되어
인간 로봇 협동 수준이 새로운 단계로 올라감.

3C · 자동차 · 신에너지 · 반도체 · 금속가공 · 화학공학 · 스마트 리테일 · 욕실 용품 · 신발 • 의류 · 창고 물류 · 의료 · 농업

고효율 • 신속

- 고성능 고조파 감속기를 활용하여 하중과 강도가 높음.
- 일체형 설계로 사이즈가 작음
- 모듈화 설계로 조립이 간단하고 유지보수 비용 절감.
- 마그네틱 브레이크가 탑재되어 정전 시 18ms에 빠른 작동 가능.

높은 정확도 • 안정성

- 마이크로급 손떨림 방지 기술을 활용하여 고속 운동 중인 로봇을 빠르고 안정적으로 정지 가능.
- 운동보상형 알고리즘으로 모든 DH 파라미터를 보정하여 뛰어난 절대 위치 정확도 실현
- TrueMotion 기능을 통해 복잡한 곡선 운동 중인 로봇의 궤적 정확도 확보.

안전 보장

- 듀얼 칩 운영으로 로봇의 위치, 속도, 안전 10 등 상태 모니터링.
- 충돌 감지 + 세이프스킨 + 가상벽 등 다중 보호로 더 안전한 로봇 작동 실현.
- 20개 안전 기능 탑재, ISO13849, TS15066 등 권위적인 인증 받음.

다양한 인터페이스, 유연한 확장

- EtherCAT 내부 제어 아키텍처를 활용하여 AS급 응답 가능.
- Modbus. Ethernet/IP과 Profinet 공업용 이더넷 통신 지원.
- 공업 PC. PLC HMI 등 공업 자동화 시스템과의 연결 지원.

다중 보호장치, 안전한 협조

- 5단계로 조정 가능한 충돌 감지 기능이 탑재되어 다양한 응용 시나리오 지원 가능.
- 가상벽이 내장되어 안전 공간 설치 가능, 오버런 발생시 작동 정지와 감속 등 방식 지원.
- 대부분 외부 장비의 안전 제어를 충족시키는 10회로의 보안 10 제공.

DobotStudioPro 4

- 새로운 UI 설계로 레이아웃이 합리적이고 조작이 편리함.
- 가상 시뮬레이션 환경 기능이 추가되어 디버깅이 직관적이고 사용하기 쉬움.
- 그래픽 프로그래밍 및 스크립트 프로그래밍 지원 등 다양한 사용 니즈 충족.
- PC, PAD, 휴대폰, 티칭기 등 단말기 작동 지원.

VX500 스마트 카메라

- 2.5D 시각적 위치추적 기능을 자체 개발하여 기울어진 물체도 정확하게 캐치 가능.
- 그래픽으로 된 조작 가이드로 프로그래밍 경험 없이도 신속하게 응용 시나리오 구축 가능.
- 위치추적, 인식, 측정 등 2D 비전 기능 확장 지원.

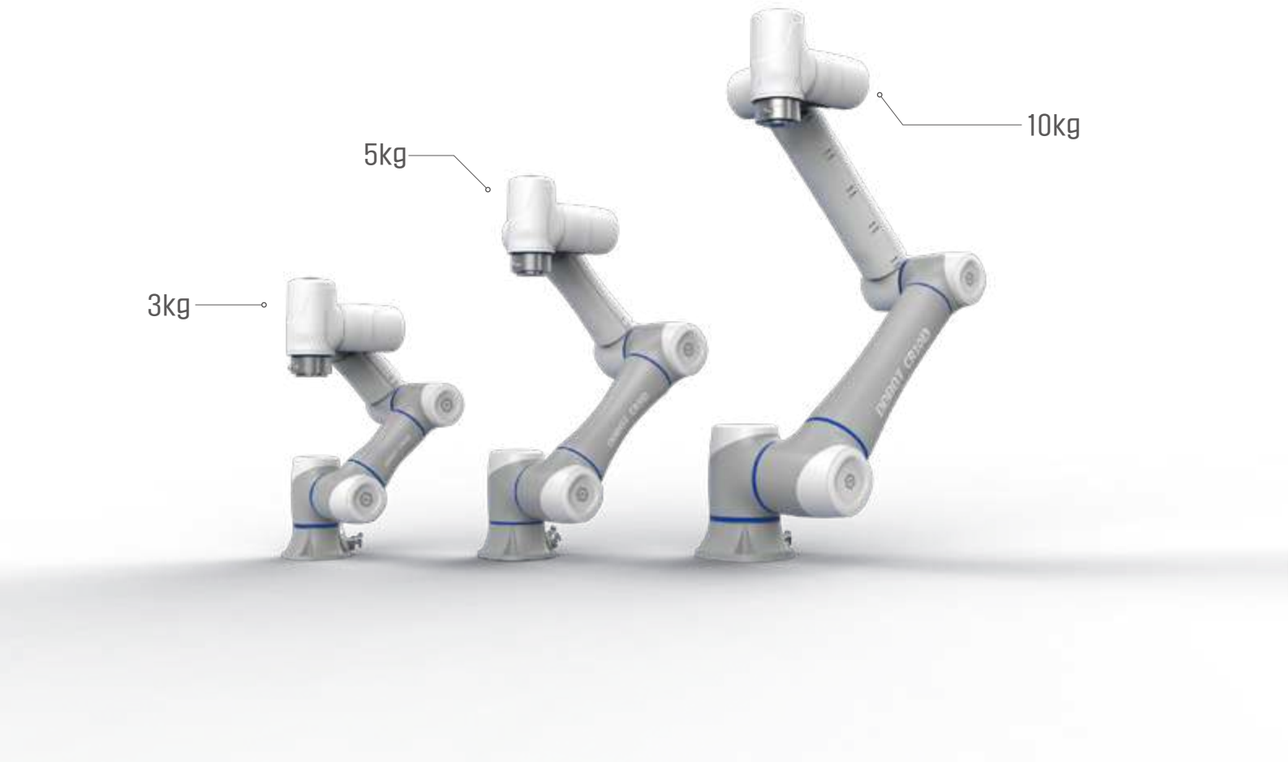

협동로봇 안전의 새로운 진화

비접촉식 세이프스킨(Safe Skin)

고정밀, 높은 주기시간, 유연하고 사용 간단한 CRA 시리즈 기반 위에, CRAS 시리즈 협동 로봇은 두봇 비접촉 세이프스킨이 탑재되어 충돌 전 비상 정지 가능하며, 안전을 확보하는 동시에 로봇 운영 속대 최대화 3kg, 5kg, 10kg 3가지 하중을 가진 CRAS 시리즈는 더 효율적인 인간-로봇 협동 생산 실현.

15cm 능동적 보호

15cm 거리 내의 장애물을 실시간으로 감지하고 충돌 전 자동 정지 또는 우회로 충돌 방지.

10ms급 초고속 응답

장애물을 감지한 경우 10ms 이내 응답하여, 자동 정지 또는 우회로 더 높은 밀도의 안전한 상호작용 실현.

360° 안전 보호

업계 최초로 실리콘 소재 세이프스킨을 사용하여 부뜨러운
촉감과 더 높은 쿠션감, 뛰어난 간섭 방지 능력을 자랑하고, 옷감, 비닐장갑 등의 소재에 영향을 받지 않으며, 패키지형 설치로 전방위적으로 보호.

효율 4배 제고

전체 공정에서 감속 경고 필요 없고, 인간-로봇 협동 속도가
1m/s로 향상되며, 생산 효율성이 국제 표준의 4배로 향상됨.

협동로봇과 머신비전의 결합

스마트 카메라 VX500

차세대 스마트카메라 VX500은 협동로봇 CRA 시리즈에 장착가능한 2.5D 전용 카메라로서 LED광원의 5 메가픽셀 해상도 제공하며 자체 포괄적인 오류검출 알고리즘에 의해 다양한 비전 애플리케이션이 가능. 또한 플러그앤플레이 방식 및 코딩이 필요없는 그래픽 기반 프로그래밍을 통해 사용 편의성을 증대.

CRA 시리즈 제품사양

Sensor Type	CMOS global shutter
Pixel Size	3.2 μ m × 3.2 μ m
Senson Size	1/1.7"
Resolution	5-megapixel
Pixel Format	Mono8
Color	Black-and-white
Lens Connector	M12- -mount
Focal Length	12.4mm
Light Source	14 white LEDs
Weight	500 g ₩

VX500 - 차별적 제품 성능

2.5D알고리즘에 의한 ±0.26mm 측정오차범위의 빠른 포착이 가능하며, 딥러닝 기반 OCR 인식을 비롯해 바코드 인식, 직경/폭 등의 길이 측정 가능.



OCR

바코드 인식

거리 측정

VX500 - 다양한 애플리케이션

스마트카메라 VX500의 보다 신속/정확/유연한 성능은 협동로봇 및 AGV 등과 함께 다양한 애플리케이션에 활용 가능.

반도체장비 다이본더
로딩/언로딩

CNC 머신 로딩/언로딩

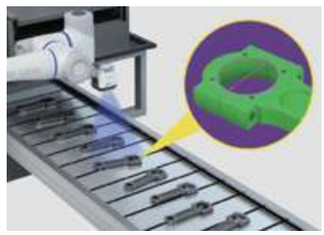

부품 직경 측정

물류 바코드 인식

포장지 문자 인식

CRA 시리즈 제품사양

제품명		CR3A	CR5A	CR7A	CR10A	CR12A	CR16A	CR20A
본체 무게		16.5 kg	25 kg	24.5 kg	40 kg	39.5 kg	40 kg	70kg
정격 하중		3 kg	5kg	7 kg	10 kg	12 kg	16 kg	20kg
작업반경		620mm	900mm	800mm	1300mm	1200mm	1000mm	1700mm
최대 직선 속도		2m/s	2m/s	2m/s	2m/s	2m/s	2m/s	2m/s
관절 활동범위	J1/J2	±360°	±360°	±360°	±360°	±360°	±360°	±360°
	J3	±155°	±160°	±160°	±160°	±160°	±160°	±165°
	J4/J5/J6	±360°	±360°	±360°	±360°	±360°	±360°	±360°
관절 최대속도	J1/J2	180°/s	180°/s	180°/s	150°/s	150°/s	150°/s	120°/s
	J3	223°/s	180°/s	180°/s	180°/s	180°/s	180°/s	150°/s
	J4/J5/J6	223°/s	223°/s	223°/s	223°/s	223°/s	223°/s	180°/s
말단 I/O	DI/DO/AI	2						4
	RS485	지원						
반복 정밀도		±0.02mm	±0.02mm	±0.02 mm	±0.03mm	±0.03 mm	±0.03 mm	±0.1mm
IP등급		IP54						
소음		70dB(A)						
온도 범위		0°C~50°						
일반전력소비량		120W	150W	150W	350W	350W	350W	500W
설치방식		임의						
본체에서 전기 캐비닛까지의 케이블 길		5m						6m
재질		알루미늄 I늄 합금, ABS 플라스틱						

CRA 시리즈 컨트롤러 제품사양

제품명		CC262	CC263
컨트롤캐비닛 치수		345 mm x 345 mm x 145 mm	400 mm x 400 mm x 175 mm
무게	교류전류버전	9.5kg	15 kg
	직류전류버전	8.5kg	/
입력전원	교류전류 버전	100~240V, 47~63Hz	
	직류전류 버전	30~60V	/
IO 전원		24V, Max 2A, 단일 회로 최대 0.5A	
IO 인터페이스	DI/DO	24 회로 (NPN/PNP)	
	AI/AO	2 회로 , 전압 / 전류 모드 , 0 ~ 10V, 4 ~ 20mA	
원격 켜기 / 끄기		지원	
통신 인터페이스	포트	2 개 , TCP/IP Modbus TCP,Ethernet/IP 통신에 사용	
	USB	2 개 , 파일 가져오기 내보내기	
	485 개 인터페이스	1 개 , RS485, Modbus RTU 통신에 사용	
	인코더	1 개 ,ABZ 엔코더 포트	
환경	온도	0 ~ 50°C	
	습도	≤ 95%, 비응축	
방호 등 등급		P20(IIP54 선택 가능)	
냉각 방식		선풍기	
티칭 방식		PC,APP(Android,iOS), 티칭팬던트	
지원기종		CR3A~CR16A	CR20A

로봇 사이즈 및 작업반경

| CR3A

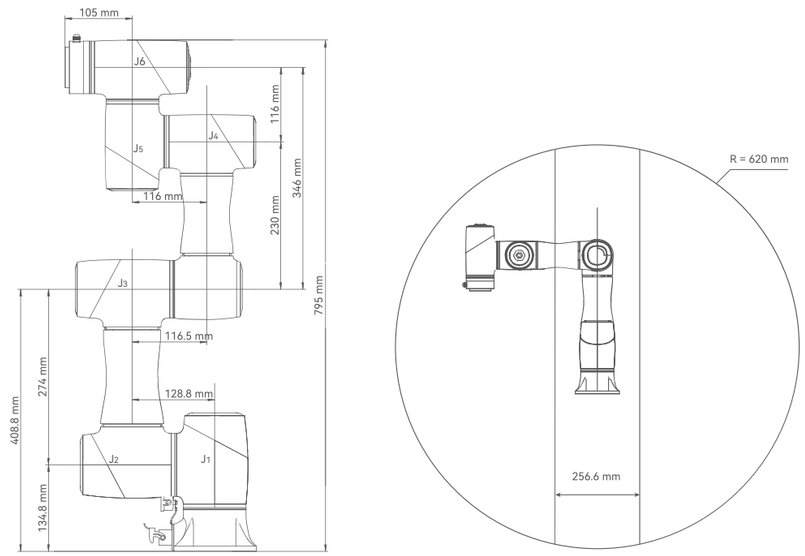

| CR7A

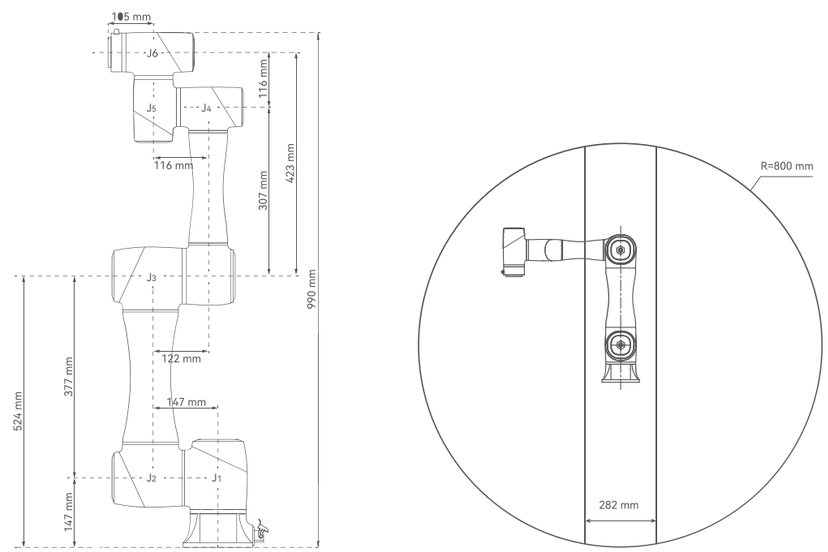

| CR5A

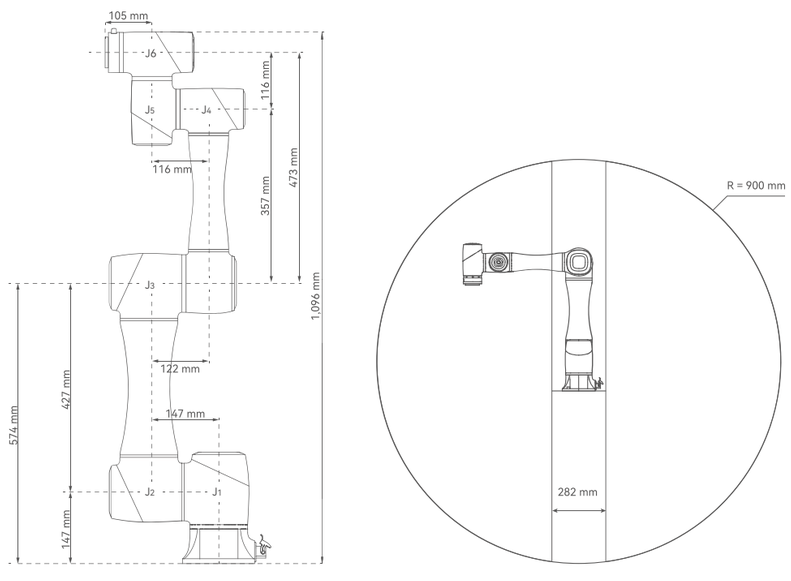

| CR10A

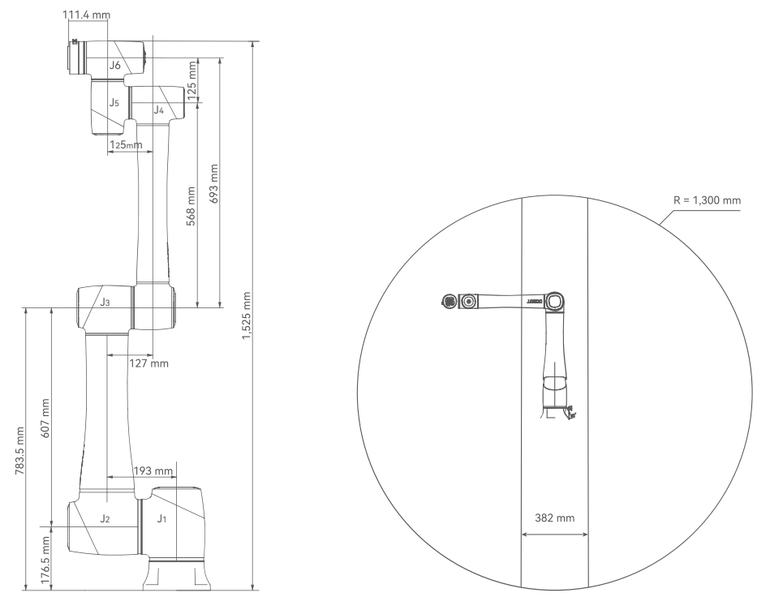

로봇 사이즈 및 작업반경

| CR12A

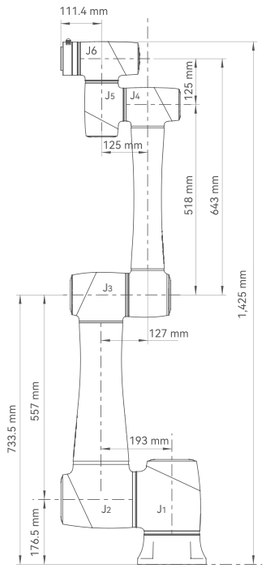

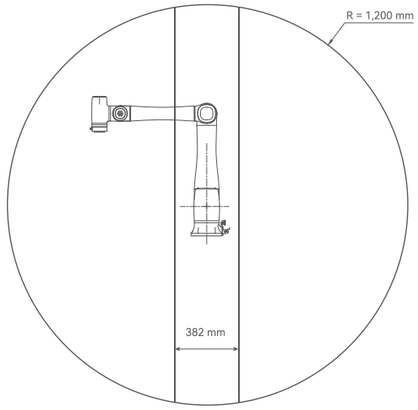

| CR20A

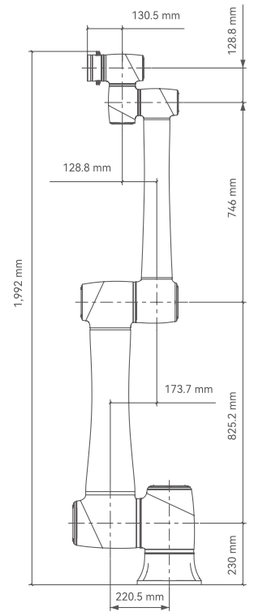

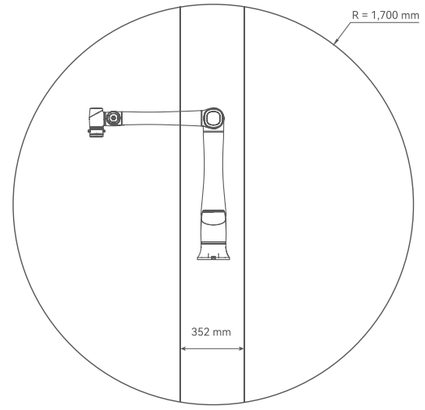

| CR16A

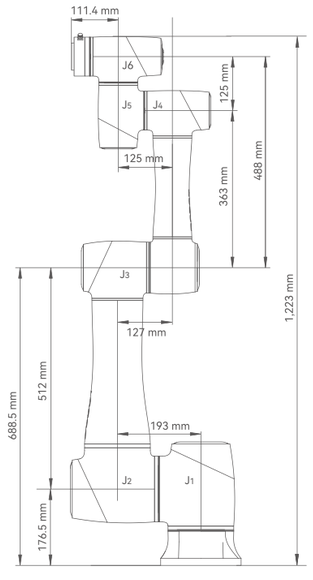

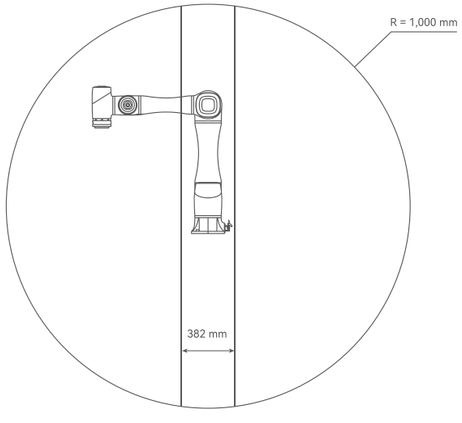

| 컨트롤 캐비닛

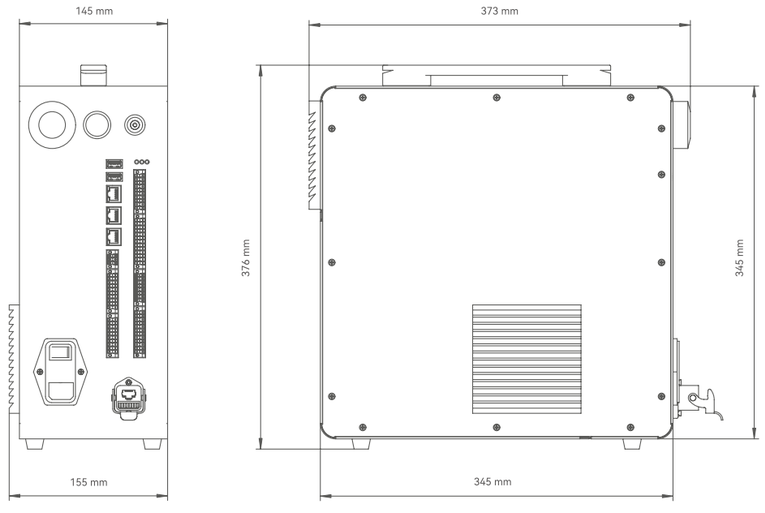

로보틱스 토탈 솔루션 제공

스크류 드라이빙, 용접, 팔레타이징 등 주요 응용에 맞춰 두봇은 전문 공정 소프트웨어 패키지를 개발했으며, 간단한 설치로 자동화 프로세스 생성이 가능하여 프로젝트 개발 주기와 시간 비용 대폭 감축 가능 다양한 생태계 부품이 적용 가능한 공정 소프트웨어 패키지는 생산 수요에 따라 선택 가능하고, 솔루션을 쉽게 구축할 수 있으며, 소량 다품종 생산 수요에 충족시킬 수 있음.

용접 솔루션

용접 공정 패키지+용접기, 아크 용접/레이저 용접에 빠른 배치 가능.

간단한 설치로 30분 내에 생산에 투입 가능



다양한 아크 모드 지원

충돌 방지를 위한 안전펜스 설치 필요없음

팔레타이징 솔루션

팔레타이징 공정 패키지를 기반으로 플러그 앤 플레이 가능하고, 2~4시간 조립 가능.

프로그래밍 없이 원터치로 프로그램 생성

안전 라이트 커튼 지원

생산공정 실시간 확인

스크류 드라이빙 솔루션

잠금 공정 패키지+전동드라이버, 다양한 나사 잠금 솔루션 유연하게 개발 가능.

간단한 설치, 손쉬운 조작

2단계 위치 확인, 간단한 디버깅



뛰어난 스크류 드라이빙 솔루션, 안정한 제품 생산

AMMR 로봇 솔루션

협동 로봇+ AGV로 이동식 운반, 기계간 로딩/언로딩, 순찰 등 응용 가능.

레이저 SLAM 내비게이션 기술

2.5D 비전의 정확한 위치 추적



5분 이내 경로 설계 가능

산업 및 공정별 애플리케이션

3kg、5kg、7kg、10kg、12kg、16kg、20kg 등 다양한 페이로드와 작업반경을 가진 CRA 시리즈는 3C, 자동차, 반도체, 금속가공, 식품, 화학공학, 의료, 스마트 리테일 등 15개 이상의 응용 시나리오에 활용 가능.


PCB 보드의 로딩/언로딩


복제 PCB 보드의 로딩/언로딩


반도체 밀봉제의 로딩/언로딩


컴퓨터 뒷판 샌딩의 로딩/언로딩


전자 부품 검사


자동차 부품 조립


자동차 오일 파이프 조립


변속기 스크류 드라이빙


자동차 앞유리 코팅


자동차 고무 패킹 설치


에너지 저장 배터리 스크류 드라이빙


신에너지 베터리의 로딩/언로딩


공작기계의 로딩/언로딩(세이프스킨)


공작기계의 로딩/언로딩


AMMR 로봇의 로딩/언로딩


금속 용접 가공


플라스틱병 팔레트 언로딩


플라스틱 덮개의 로딩/언로딩


위험물질 검사


화장실 변기 검사


안경 포리싱


로봇 국수집


아트커피숍


과학기술실험 보조

로보틱스 토탈 솔루션 제공

스크류 드라이빙, 용접, 팔레타이징 등 주요 응용에 맞춰 두봇은 전문 공정 소프트웨어 패키지를 개발했으며, 간단한 설치로 자동화 프로세스 생성이 가능하여 프로젝트 개발 주기와 시간 비용 대폭 감축 가능 다양한 생태계 부품이 적용 가능한 공정 소프트웨어 패키지는 생산 수요에 따라 선택 가능하고, 솔루션을 쉽게 구축할 수 있으며, 소량 다품종 생산 수요에 충족시킬 수 있음.

2D/3D 카메라

Hikvision
DS-2CD4065F-(A)(P)카메라

Hikvision
산업용 코드 리더기

Hikvision
산업용 케메라 2D비전

Alsontech
AT-S1000-C

OMRON
QX-870 시리즈
레이저 바코드 스캐너

VisionPro
비전시스템

MECH MIND
Mech-Eye 공업용 3D 카메라

Solomon
AccuPick 3D

힘 토크 센서

Robotiq
FT300 힘 토크 센서 그리퍼

ATI
다축/ 힘 토크 센서

Onrobot
HEX 6 힘/토크 센서

Kunwei
KWR75B 다축 힘 토크 센서

Landian Tech
ST형 6축 힘 토크 센서

XJCSENSOR XJC -3F
3축 힘 토크 센서

엔드 그리퍼

Rochu
소프트 그리퍼

ROBOTIQ
2F-85 & 2F-140v

ROBOTIQ
2F-85 & 2F-140

OnRobot
RG2 & RG6

OnRobot
3핑거 그리퍼

SCHUNK
Co-act EGP 시리즈

SCHUNK
EGH 시리즈

DH ROBOTIC
PGE 시리즈

DH ROBOTIC
PGC 시리즈

이동식 플랫폼

SEER
AMB 시리즈

DUCO
Trans 이동식 로봇

Standard Robots
Oasis 시리즈 이동식 로봇

Agilex
HUNTER 2.0 이동식 섀시 로봇

LPK
ROBOTICS

협동로봇 CR 시리즈

Collaborative Robot Series

CR3

CR5

CR7

CR10

CR12

CR16

*CR5

LPK
ROBOTICS

CR3

Industries

Food & Chemical

Furniture & Appliances

Metal Processing

Auto Components

3C Automation

Applications

Product Line Tracking in 3C Industry

Dynamic Screwdriving

Production Line Assembly

Small Loading and Unloading

CR5

Industries

3C Automation

Food Packaging

Furniture & Appliances

Metal Processing

Auto Spare Parts

Applications

Assembly Line Loading and Unloading

Dynamic Screwdriving

Production Line Assembly

Material Processing (Polishing & Sanding)

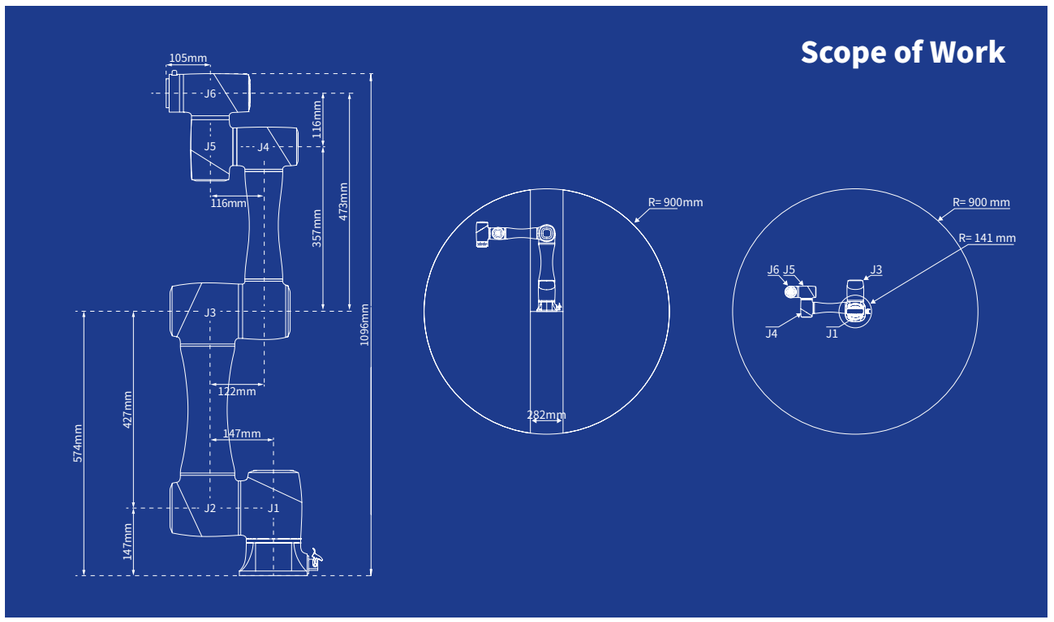

CR7

Industries

3C Automation

Food Packaging

Furniture & Appliances

Metal Processing

Auto Spare Parts

Applications

Assembly Line Loading and Unloading

Dynamic Screwdriving

Production Line Assembly

Material Processing (Polishing & Sanding)

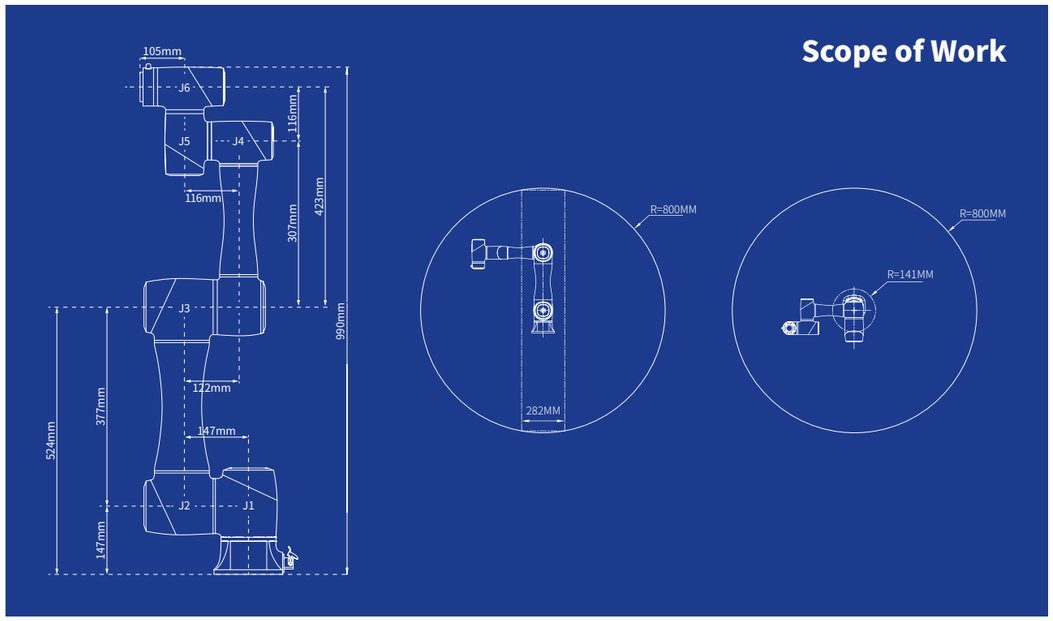

CR10

Industries

Food & Chemical

Furniture & Appliances

Metal Processing

Auto Components

Applications

Machine Tool Loading/ Unloading

Heavy Duty Pick and Place

Depalletizing & Palletizing

Material Processing (Polishing & Sanding)

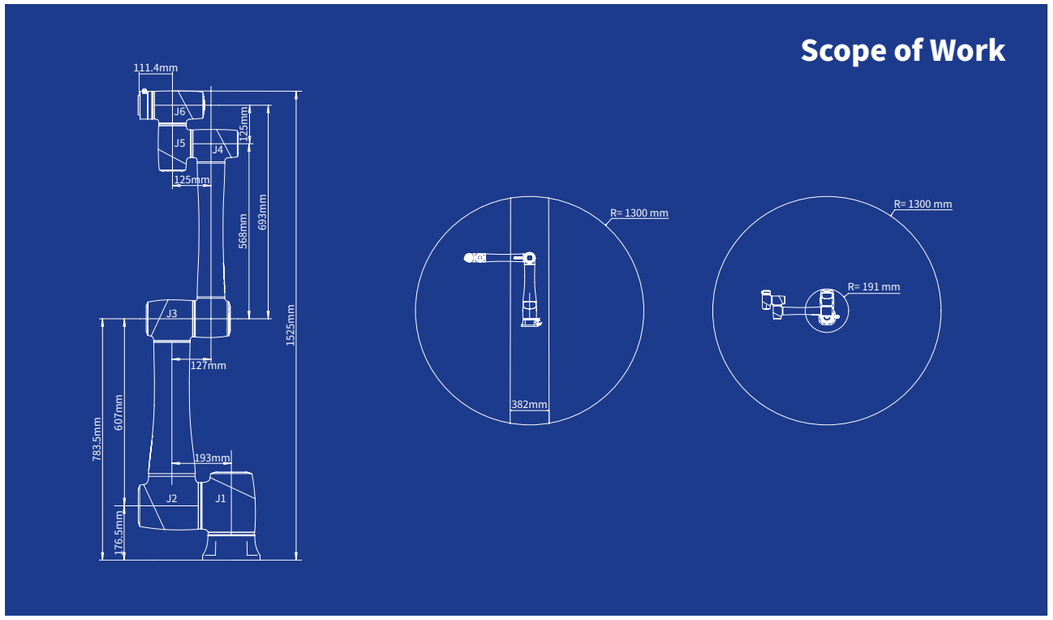

CR12

Industries

Food & Chemical

Furniture & Appliances

Metal Processing

Auto Components

Applications

Machine Tool Loading/ Unloading

Heavy Duty Pick and Place

Depalletizing & Palletizing

Material Processing (Polishing & Sanding)

Scope of Work

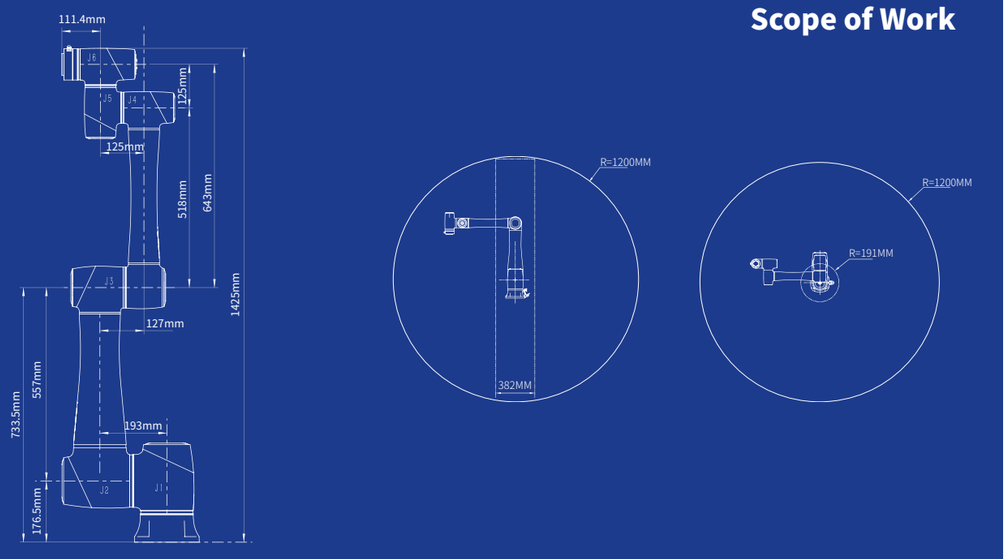

CR16

Industries

Medical & Chemical

Furniture & Appliances

Metal Processing

Auto Manufacturing

Applications

Machine Tool Loading/ Unloading

Heavy Duty Pick and Place

Depalletizing & Palletizing

Material Processing (Polishing & Sanding)

Scope of Work

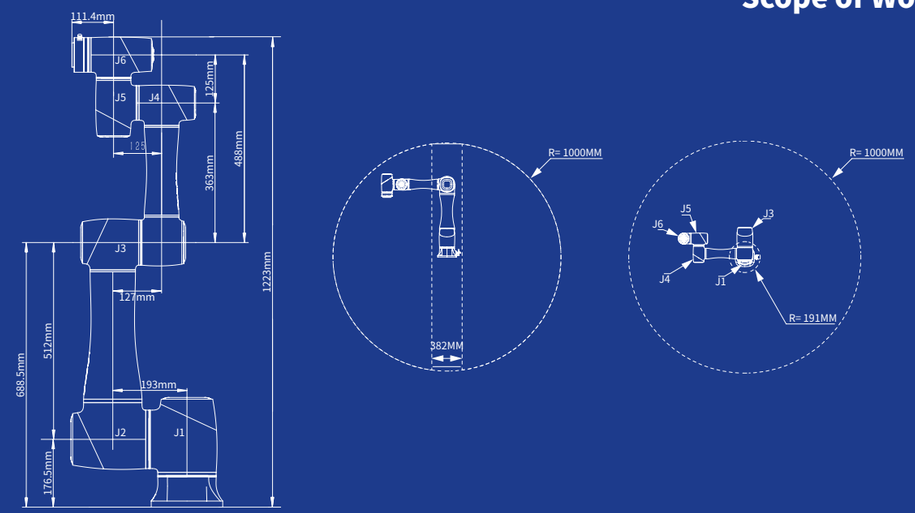

CR 시리즈 제품 사양

Product Name		CR3	CR5	CR7
Weight		16.5kg	25kg	24.5kg
Rated Payload		3kg	5kg	7kg
Reach		620mm	900mm	800mm
Max. Reach		795mm	1096mm	990mm
Rated Voltage		DC48V	DC48V	DC48V
Max. Speed of TCP		2m/s	3m/s	3m/s
Joint Ranges	J1	± 360°	± 360°	± 360°
	J2	± 360°	± 360°	± 360°
	J3	± 155°	± 160°	± 160°
	J4	± 360°	± 360°	± 360°
	J5	± 360°	± 360°	± 360°
	J6	± 360°	± 360°	± 360°
Max. Speed of Joints	J1/J2	180° /s	180° /s	180° /s
	J3/J4/J5/J6	180° /s	180° /s	180° /s
End-Effector I/O Interface	DI/DO/AI	2		
	AO	0		
Communication Interface	Communication	RS485		
Controller I/O	DI	16		
	DO/DI	16		
	AI/AO	2		
	ABZ Incremental En-coder	1		
	Cable length from body to cabinet	5M		
Repeatability		± 0.02mm	± 0.02mm	± 0.02mm
Communication		TCP/IP, Modbus TCP, WIFI		
IP Rating		IP54		
Temperature		0°C -45°C		
Power Consumption		120W	150W	150W
Materials		Aluminum alloy, ABS plastic		

Product Name		CR10	CR12	CR16
Weight		40kg	39.5kg	40kg
Rated Payload		10kg	12kg	16kg
Reach		1300mm	1200mm	1000mm
Max. Reach		1525mm	1425mm	1223mm
Rated Voltage		DC48V	DC48V	DC48V
Max. Speed of TCP		4m/s	4m/s	3m/s
Joint Ranges	J1	± 360°	± 360°	± 360°
	J2	± 360°	± 360°	± 360°
	J3	± 160°	± 160°	± 160°
	J4	± 360°	± 360°	± 360°
	J5	± 360°	± 360°	± 360°
	J6	± 360°	± 360°	± 360°
Max. Speed of Joints	J1/J2	120° /s	120° /s	120° /s
	J3/J4/J5/J6	180° /s	180° /s	180° /s
End-Effector I/O Interface	DI/DO/AI	2		
	AO	0		
Communication Interface	Communication	RS485		
Controller I/O	DI	16		
	DO/DI	16		
	AI/AO	2		
	ABZ Incremental Encoder	1		
	Cable length from body to cabinet	5M		
Repeatability		± 0.03mm	± 0.03mm	± 0.03mm
Communication		TCP/IP, Modbus TCP, WIFI		
IP Rating		IP54		
Temperature		0°C -45°C		
Power Consumption		350W	350W	350W
Materials		Aluminum alloy, ABS plastic		

CR 시리즈 컨트롤러 제품 사양

Model	CC16X
Size	360mm (Length)*160mm (Width)* 402.4mm (Height)
Control Cabinet Weight	12kg
Controlled Axes	6 Axes + External Expansion Axes
Power Input	Single Phase 110V/220V AC, 7.5A, 50/60HZ
Power Output	48V, 20A
Supported Motor Power (Max)	-
Braking Resistors	Four, 17W, 10 Ω
Supported Encoder Types	-
Communication Interface	Ethernet
I/O Interface	16 Digital Outputs
	16 Digital Inputs/Outputs (Multiplexing)
	2 Analog Outputs (Voltage: 0V-10V, Current: 4mA-20mA)
	2 Analog Inputs (Voltage: 0V-10V, Current: 4mA-20mA)
	1 Incremental Encoder ABZ Input
Teaching & Playback Method	Hand-Held Teaching Pendant/APP
Programming Language	Script
	Graphical Programming (Blockly)
Installment	Floor
Environment	Temperatures: 0°C ~45°C , Humidity: ≤ 95%, No Condensation
Protection Rating	IP20
Cooling Method	Forced-Air Cooling
Safety Features	Emergency stop function, reserved external security interface that can be controlled by I/O interface
Indicator	The indicator light remain red when the power is on and be off when the power is off.
Maintenance	Diagnostic Software Tool
	Power-off Zero Save
	Reserve Remote Service

LPK ROBOTICS

보급형 협동로봇 시리즈

Robota Series

Robota 2

Robota 5

*Robota 5

보급형 협동로봇 Robota 2

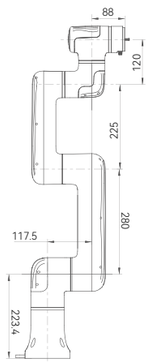

Overall dimension diagram

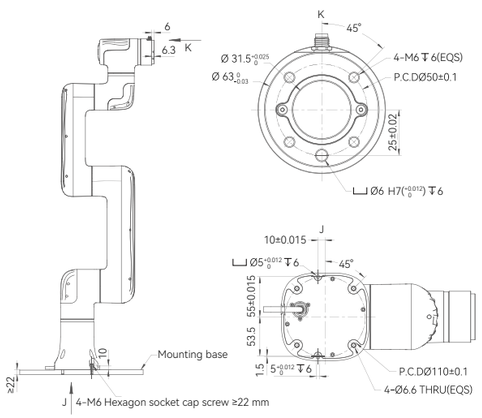

Mounting hole diagram

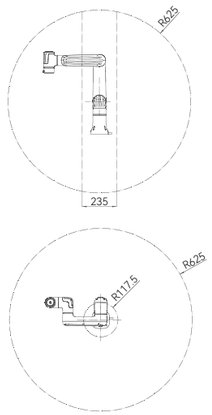

Motion range diagram

보급형 협동로봇 Robota 5

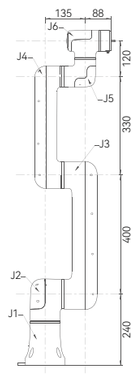

Overall dimension diagram

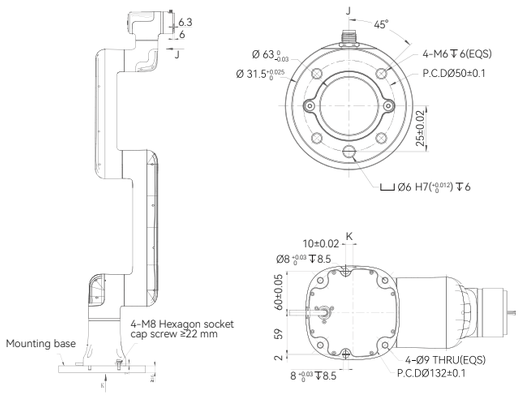

Mounting hole diagram

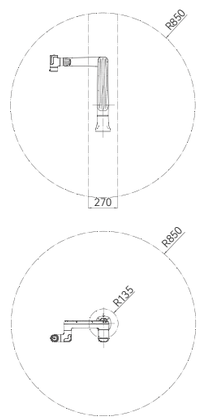

Motion range diagram

보급형 협동로봇 시리즈 제품사양

Model	-	Robota 2	Robota 5
Weight	-	11 kg (24.3 lbs)	14 kg (30.9 lbs)
Payload	-	2 kg (4.4 lbs)	5 kg (11 lbs)
Working Radius	-	625 mm (24.6 in)	850 mm (33.5 in)
Maximum Speed	-	1.6 m/s (63 in/s)	2 m/s (78.7 in/s)
Range of Motion	J1	± 360°	± 360°
	J2	± 180° ±	± 180° ±
	J3	± 156°	± 160°
	J4 to J6	± 360°	± 360°
Maximum Joint Speed J1 to	J1 to J6	135° /s	100° /s
End IO	DI	2 inputs	2 inputs
	DO	2 outputs	2 outputs
	RS485	Supported	Supported
Repeatability	-	± 0.05 mm	± 0.05 mm
IP Rating	-	IP54	IP54
Noise	-	65 dB (A)	70 dB (A)
Working Environment	-	0° to 50° C (32° to 122° F)	0° to 50° C (32° to 122° F)
Power Consumption	Typical I value	100W	230W
	Maximum value	250W	770W
Installation Orientation	-	Any angle	Any angle
Cable Length to Controller	-	3 m (9.84 ft)	3 m (9.84 ft)
Materials	-	Aluminum alloy, ABS plastic	

Product	-	Controller
Dimensions	-	200 mm x 120 mm x 55 mm (7.9 in x 4.7 in x 2.2 in)
Weight	-	1.3 kg (2.9 lbs)
Input Power	-	30 to 60V DC
10 Power	-	24V, Max 2A, Max 0.5A for each channel
IO Interface	DI	8 inputs (NPN or PNP)
	DO	8 outputs (NPN or PNP)
	AI	2 inputs, voltage mode, 0V to 10V
	AO	2 outputs, voltage mode, 0V to 10V
Communication Interf	Network interface	2, for TCP/IP and Modbus TCP communication
	USB	2, for connecting USB wireless module
	485 485 interface	1, for RS485 and Modbus RTU communication
Working Environment	Temperature	0° to 50° C (32° to 122° F)
	Humidity	0% to 95% noncondensing
Remote Power On/Off	-	Supported
IP Classification	-	IP20
Cooling Mode	-	Passive heat dissipation
Software	-	PC, IOS, Android

LPK
ROBOTICS

LPK
ROBOTICS

초소형
협동로봇 시리즈
Desktop Collaborative Robot Series

Magician 400

Magician

*Magician 400

Magician 400

Scope of Work

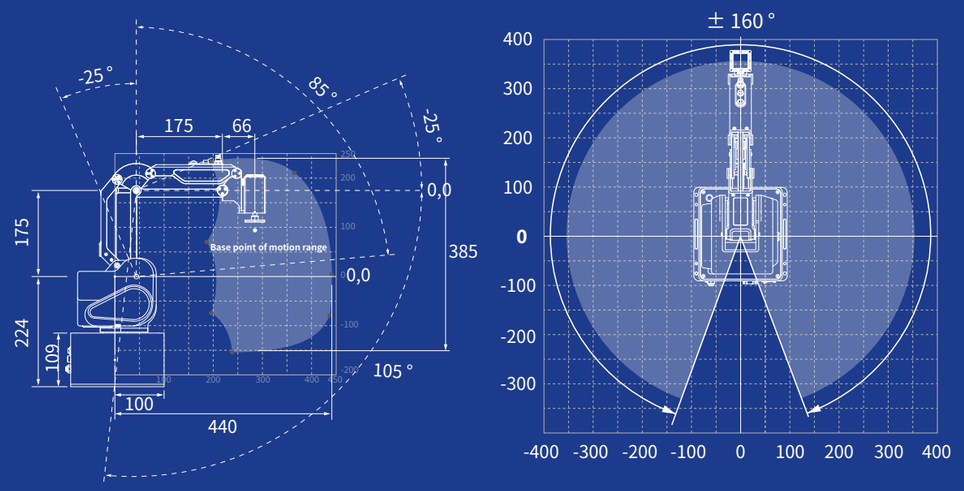

Magician 400 - 제품사양

Product Name	MG400	
Product Model	DT-MG400-4R075-01	
Number of robot axes	4	
Payload	500g (Max 750g)	
Reach	440mm	
Repeatability	± 0.05mm	
Range of joint motion	J1	± 160°
	J2	-25° - 85°
	J3	-25° - 105°
	J4	-360° - 360°
Max. Speed of Joints	J1	300° /s
	J2	300° /s
	J3	300° /s
	J4	300° /s
Power Supply	100-240 V AC, 50/60 Hz	
Rated Voltage	48V	
Rated Power	150W	
Communication	TCP/IP, Modbus TCP	
Installment	Table Installation	
Weight	8kg	
Base Size	190mm × 190mm	
Working Environment	0 °C -40 °C	
Application Software	DobotStudio 2020, SCStudio	

Base Mounting Holes

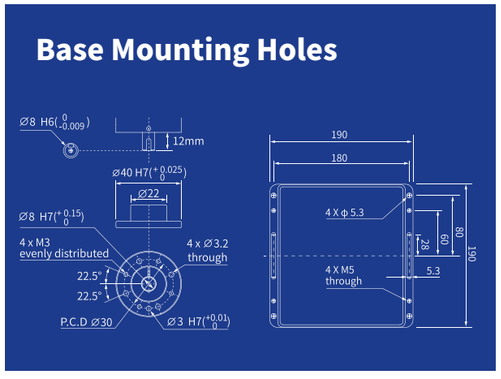

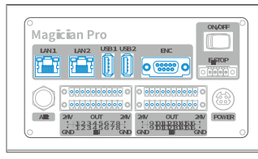

Interface	Digital Input	16
	Digital Output	16
	Ethernet	2
	USB 2.0	2
	Encoder Input	1

Terminal Interface	Digital Input	2
	Digital Output	2
	Airway	1

Magician

Scope of Work

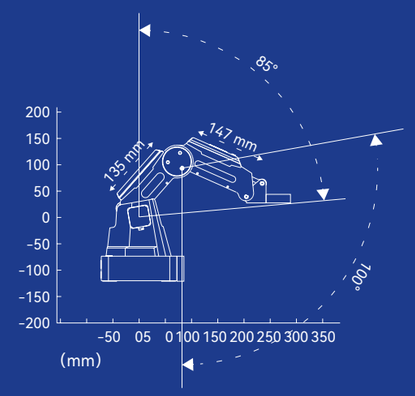

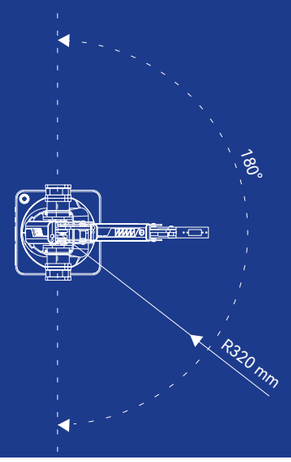

Magician - 제품사양

Specification

Weight	3.4 kg	
Base Dimension	158 mm x 158 mm	
Materials	Aluminum alloy, ABS plastic	
Controller	Dobot integrated controller	
Robot Mounting	Desktop	
Number of Axes	4	
Maximum Payload	500 g	
Maximum Reach	320 mm	
Repeatability	± 0.2 mm	
Communication Interface	USB Wi-Fi/ Bluetooth	
Power Supply	100 to 240V, 50/60 Hz	
Power In	12V, 6.5A DC	
Power Consumption	78W Max	
Working Environment	-10° to 60° C	
Axis	Range of Motion	Max Speed (250 g Payload)
J1 - Base	-120° to +120°	320° /s
J2 - Rear Arm	-5° to +90°	320° /s
J3 - Forearm	-15° to +90°	320° /s
J4 - Rotation Servo	-140° to +140°	480° /s

Applications

Software	DobotLab DobotBlockly DobotStudio Repetier Host GrblController3.6
SDK (Software Develop Kit)	Communication Protocol Dobot Program Library
Extension Interface	1/0 × 10, configurable as analog input or PWM output
	Controllable 12V power output x 4
	Communication Inferface UART, Reset, STOP, 12V, 5V and two 1/0 included
	Stepper × 2

End Effectors

3D Printer Kit	Dimensions	150 mm x 150 mm x 150 mm
	Materials	PLA
	Resolution	0.1 mm
Laser	Power Consumption	500mW
	Type	405 nm (Blue laser)
	Power	12V ,TTL trigger (with PWM Driver)
Pen Holder	Pen Diameter	10 mm
Vacuum Suction Cap	Cap Diameter	20 mm
	Pressure	-35 Kpa
Gripper	Range	27.5 mm
	Drive Type	Pneumatic
	Force	8 N

LPK
ROBOTICS

스카라 로봇
SCARA Robot

M1 Pro

*M1 Pro

스카라로봇 - M1 Pro

Scope of Work

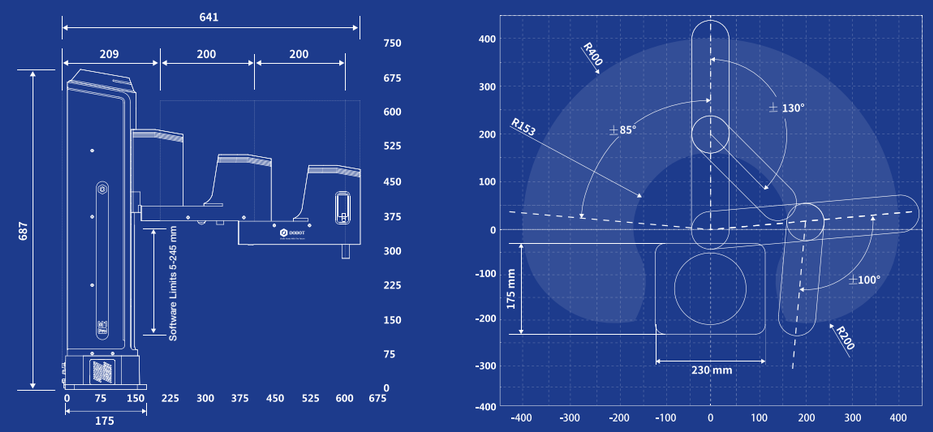

스리라카로봇 - 제품사양

Product Name	M1 Pro	
Arm Length	400mm	
Rated Payload	1.5kg	
Max. Range of motion	Classification	Software Limits
	Big arm	-85° -85°
	Small arm	-130° -130°
	Z-axis Greasing Screw Rod	5mm-245mm
	End rotation	-360° -360°
Max. motion velocity	Joint velocity of big and small arms	180° /s
	Resultant velocity of big and small arms	2000mm/s
	Z-axis velocity	1000mm/s
Repeatability	± 0.02mm	
Power Supply	100V-240V AC, 50/60Hz	
Communication Interface	Ethernet、Modbus	
I/O	16 Digital Outputs 16-channel digital input	
Control Software	DobotStudio 2020, SCStudio	

Base Mounting Holes

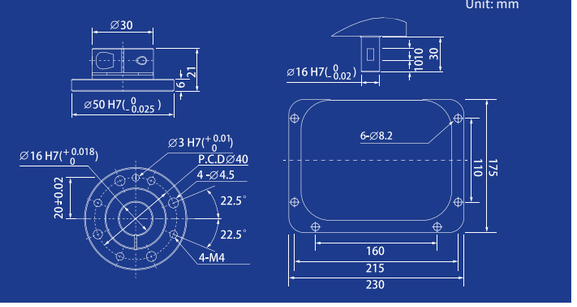

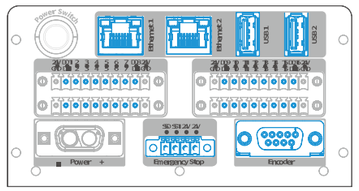

Base Interface		Terminal Interface	
Digital Input	16	Digital Input	4
Digital Output	16	Digital Output	4
Ethernet	2		
USB 2.0	2		
Encoder Input	1		
Emergency Stop Interface	1		

직교로봇

Cartesian Robot

LPK ROBOTICS

직교로봇 MP 시리즈

Miniature Robot Series

MP040

MP060



*MP060

MP Series Model Code

MP	40	-	S	T	-	100	-	10	B	R	5	-	S	1220	-	B	R1	E1	C
①	②		③	④		⑤		⑥	⑦	⑧	⑨		⑩	⑪		⑫	⑬	⑭	⑮

❶ Series
MP - Standard Type
MCP - Colsed Type (Option)

❷ Body Size
40 - Base Width 40mm
60 - Base Width 60mm

❸ Motor Shape
S - Straight Coupling Type
L - Parallel Left Pulley Type
R - Parallel Right Pulley Type
U - Parallel Under Pulley Type

❹ Base Mount Hole
T - Tap

❺ Stroke
The Distance Between - Limit and + Limit (mm)

❻ Motor Capacity Option
None - Without Motor (Standard)
05 - Motor Rated Output50W
10 - Motor Rated Output 100W

❼ Motor Brake
None - Without Brake
B - With Brake

❽ Reduction Gear Option
None - Without Reduction Gear (Standard)
R - With Reduction Gear

❾ Reduction Gear Ratio Option
None - Without Reduction Gear (Standard)
03~10 - With Reduction Gear Ratio

❿ Speed (Motor 3000 rpm)
L - Ball Screw Lead 5 mm (250 mm/sec)
N - Ball Screw Lead 10 mm (500 mm/sec)
S - User Special Ball Screw (Option)

⓫ Speed Special Option
1220 - Ball Screw Diameter(12) & Lead(20) (User Option)

⓬ Robot Color Option
None - Soft White Anodizing (Standard)
B - Soft Black Anodizing

⓭ Surface Treatment Option
None - Without Surface Treatment (Standard)
R1 - LM Rail Raydent
S1 - Ball Screw Shaft Raydent
RS1 - LM Rail + Ball Screw Shaft Raydent
RS2 - LM Rail and Block + Ball Screw Shaft and Nut Raydent

⓮ Sensor Option Option
None - Without Sensor (Standard)
E1 - External Photo Sensor Only
E2 - External Photo Sensor + Connector
E3 - External Photo Sensor + Connector + Cable

⓯ Cableveyor Option
None - Without Cableveyor (Standard)
C - With Cableveyor

MP040 Series

Specification

• AC Servo Motor Output	50W	100W
• AC Servo Motor RPM	3000 RPM	
• Repeatability	±0.02 mm	
• Deceleration Mechanism	Ball Screw(Class 7), Rolled Ø12 Lead 10mm, 5mm	
• Stroke (mm)	7 ~ 700	
• LM Guide Bearing	One Way 12N-1BLOCK	
• Main Base & Slider	Aluminum Profile, Soft Anodizing	
• Base Second Moment of Area(mm^4)	Ix = 0.99E + 05, Iy = 1.10E + 05	

Stroke By Max Speed

Stroke (mm)			100	200	300	400	500	600	700
Max Speed (mm/sec)	Ø12	Lead 10mm	500						440
		Lead 05mm	250						220

가반 하중(Max Payload)

Stroke (mm)			50W	100W
Max Payload (kg)	Ø12	Lead 10mm	Horizontal : 4	Horizontal : 6
			Vertical : 2	Vertical : 4
		Lead 05mm	Horizontal : 8	Horizontal : 10
			Vertical : 2	Vertical : 4

주1) Stroke : 300mm, Speed : Max speed, Acceleration : 0.2sec, Servo motor Rotate : 3000rpm, Pause time : 0 sec
Lm Guide 수명 조건 : 정하중, 분당왕복수 : Max, 수명시간&거리 : 200000이상 조건임.

주2) 벽면부착(Wall Mount)사용 조건 시 당사로 문의 요망.

Robot Weight

Stroke (mm)		100	200	300	400	500	600	700
Weight (Kg)	Straight	1.8	2	2.4	2.6	2.8	3	3.2
	Parallel	2	2.2	2.6	2.8	3	3.2	3.4

The weight of the model equipped with a brake is 0.65Kg heavier than this value.

MP040-ST

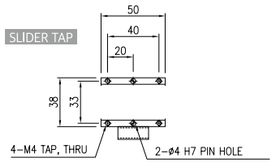

Stroke(mm)	A	Stroke(mm)	A
50	30	400	20
100	40	450	30
150	10	500	40
200	20	550	10
250	30	600	20
300	40	650	30
350	10	700	40

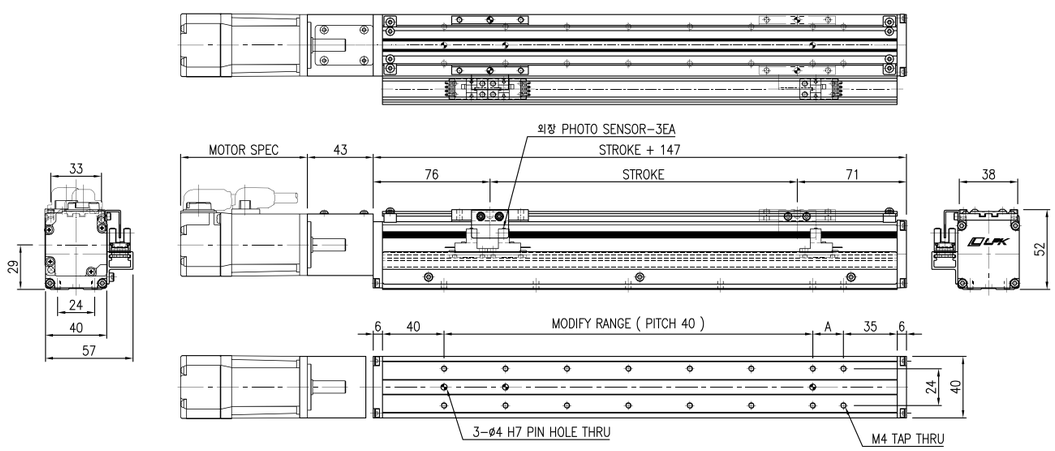

MP040-RT

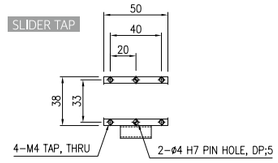

Stroke(mm)	A	Stroke(mm)	A
50	30	400	20
100	40	450	30
150	10	500	40
200	20	550	10
250	30	600	20
300	40	650	30
350	10	700	40

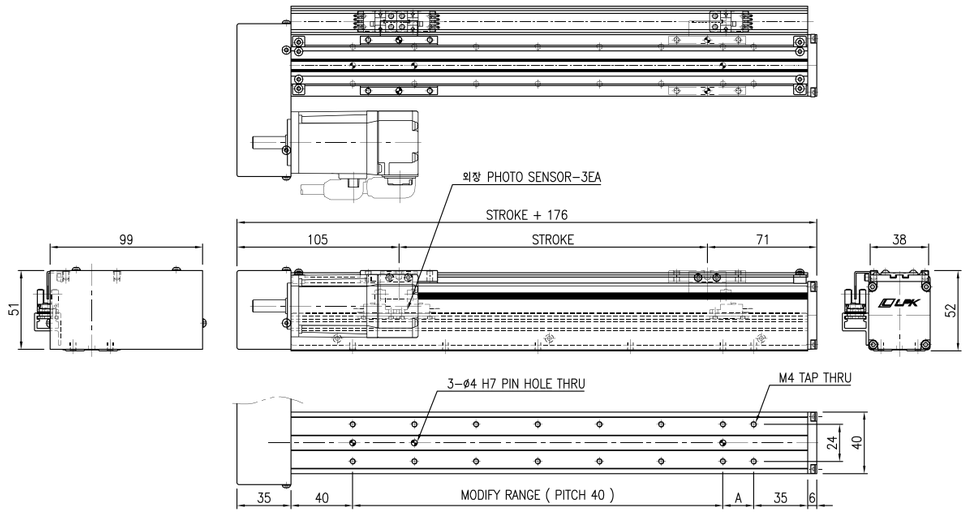

MP040-LT

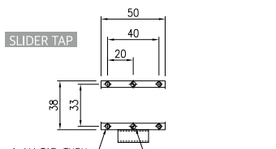

Stroke(mm)	A	Stroke(mm)	A
50	30	400	20
100	40	450	30
150	10	500	40
200	20	550	10
250	30	600	20
300	40	650	30
350	10	700	40

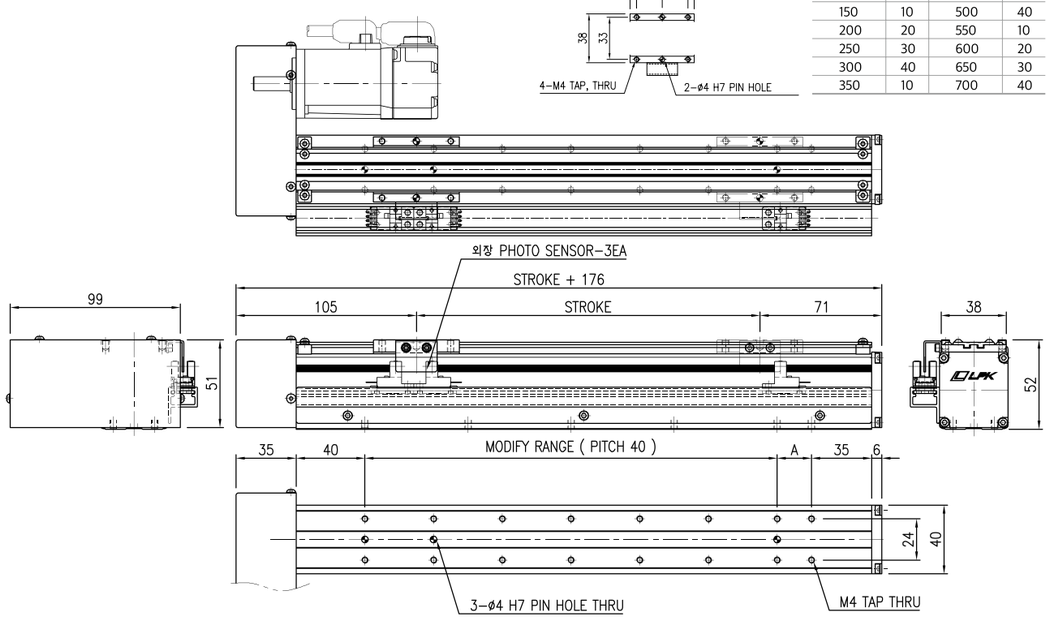

MP040-UT

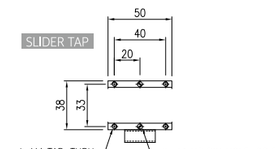

Stroke(mm)	A	Stroke(mm)	A
-	-	400	20
100	40	450	30
150	10	500	40
200	20	550	10
250	30	600	20
300	40	650	30
350	10	700	40

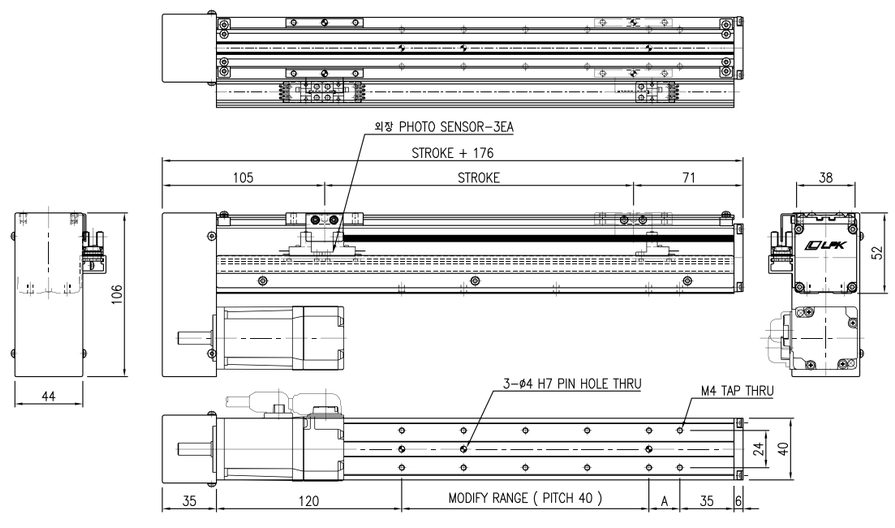

MP060 Series

Specification

• AC Servo Motor Output	100W
• AC Servo Motor RPM	3000 RPM
• Repeatability	±0.02 mm
• Deceleration Mechanism	Ball Screw(Class 7), Rolled Ø12 Lead 10mm, 5mm
• Stroke (mm)	10 ~ 700
• LM Guide Bearing	One Way 12WN-1BLOCK
• Main Base & Slider	Aluminum Profile, Soft Anodizing
• Base Second Moment of Area(mm^4)	Ix = 2.59E + 05, Iy = 4.71E + 05

Stroke By Max Speed

Stroke (mm)			100	200	300	400	500	600	700
Max Speed (mm/sec)	Ø12	Lead 10mm	500						430
		Lead 05mm	250						210

가반 하중(Max Payload)

Stroke (mm)			1000W
Max Payload (kg)	Ø12	Lead 10mm	Horizontal : 6
			Vertical : 4
		Lead 05mm	Horizontal : 10
			Vertical : 4

주1) Stroke : 300mm, Speed : Max speed, Acceleration : 0.2sec, Servo motor Rotate : 3000rpm, Pause time : 0 sec
Lm Guide 수명 조건 : 정하중, 분당왕복수 : Max, 수명시간&거리 : 20000이상 조건임.

주2) 벽면부착(Wall Mount)사용 조건 시 당사로 문의 요망.

Robot Weight

Stroke (mm)		100	200	300	400	500	600	700
Weight (Kg)	Straight	2.8	3.1	3.4	3.7	4	4.3	4.6
	Parallel	3	3.3	3.6	3.9	4.2	4.5	4.8

The weight of the model equipped with a brake is 0.65Kg heavier than this value.

MP060-ST

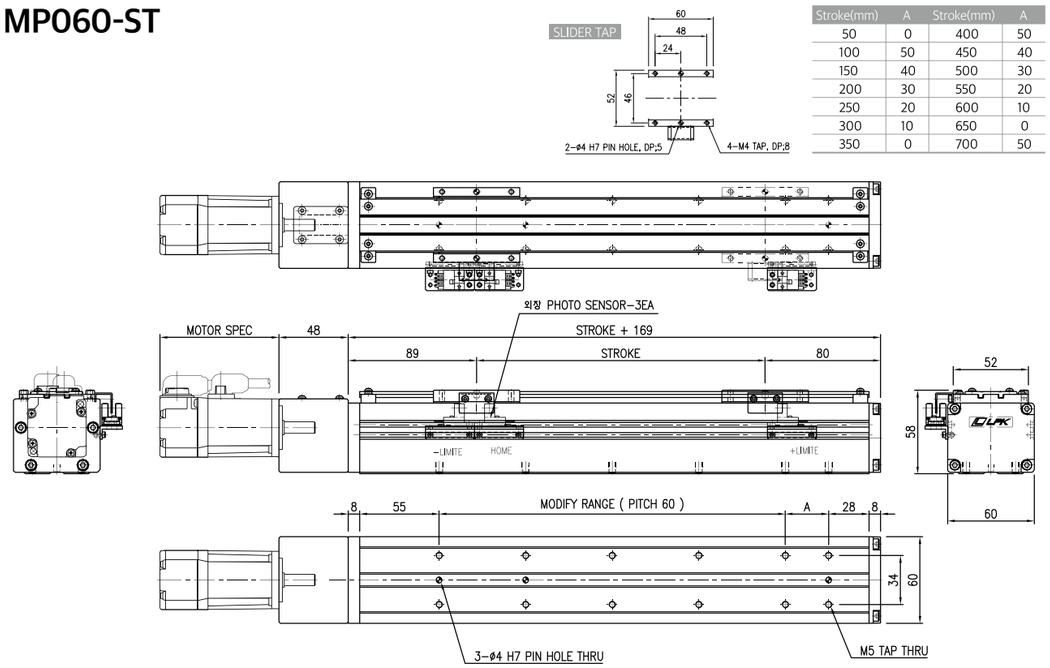

Stroke(mm)	A	Stroke(mm)	A
50	0	400	50
100	50	450	40
150	40	500	30
200	30	550	20
250	20	600	10
300	10	650	0
350	0	700	50

MP060-LT

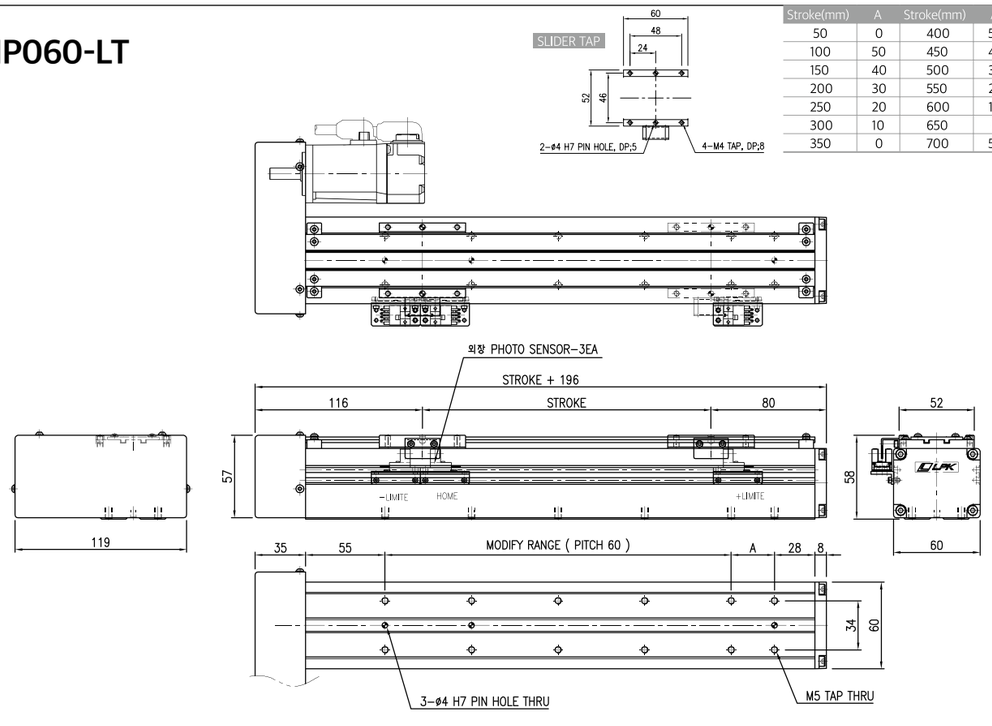

Stroke(mm)	A	Stroke(mm)	A
50	0	400	50
100	50	450	40
150	40	500	30
200	30	550	20
250	20	600	10
300	10	650	0
350	0	700	50

MP060-RT

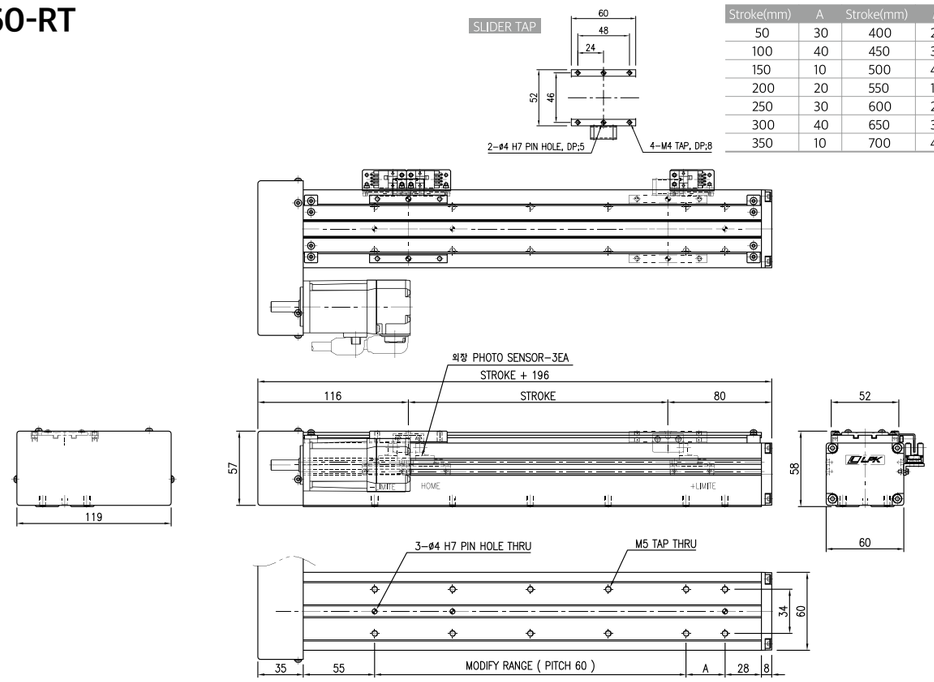

Stroke(mm)	A	Stroke(mm)	A
50	30	400	20
100	40	450	30
150	10	500	40
200	20	550	10
250	30	600	20
300	40	650	30
350	10	700	40

MP060-UT

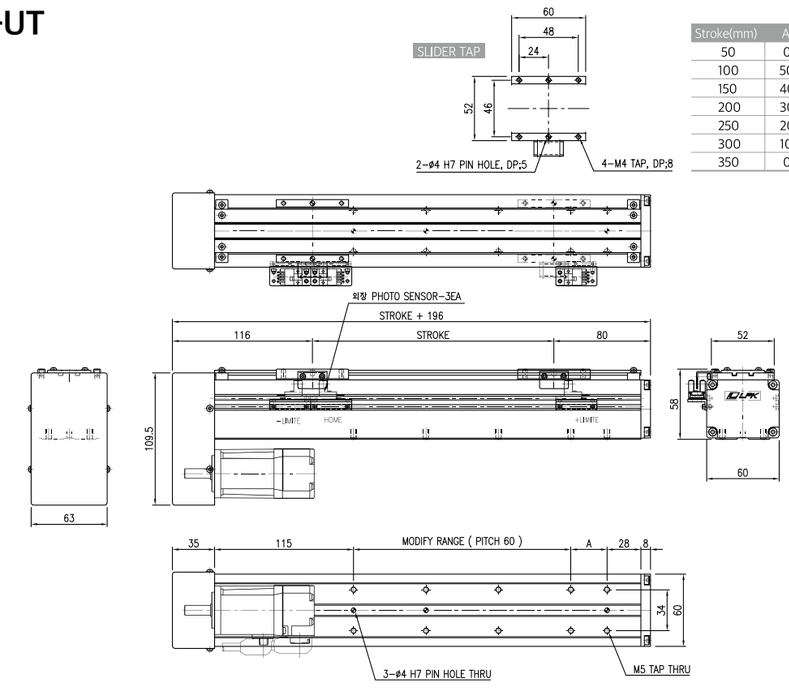

Stroke(mm)	A	Stroke(mm)	A
50	0	400	50
100	50	450	40
150	40	500	30
200	30	550	20
250	20	600	10
300	10	650	0
350	0	700	50

LPK ROBOTICS

직교로봇 MCP 시리즈

Miniature Closed Robot Series

MCP 040

MCP 060



*MCP060

LPK ROBOTICS

MCP040 Series

Specification

• AC Servo Motor Output	50W	100W
• AC Servo Motor RPM	3000 RPM	
• Repeatability	±0.02 mm	
• Deceleration Mechanism	Ball Screw(Class 7), Rolled Ø12 Lead 10mm, 5mm	
• Stroke (mm)	7 ~ 700	
• LM Guide Bearing	One Way 12N-1BLOCK	
• Main Base & Slider	Aluminum Profile, Soft Anodizing	
• Base Second Moment of Area(mm^4)	Ix = 0.99E + 05, Iy = 1.10E + 05	

Stroke By Max Speed

Stroke (mm)			100	200	300	400	500	600	700
Max Speed (mm/sec)	Ø12	Lead 10mm	500						440
		Lead 05mm	250						220

가반 하중(Max Payload)

Stroke (mm)			50W	100W
Max Payload (kg)	Ø12	Lead 10mm	Horizontal : 4	Horizontal : 6
			Vertical : 2	Vertical : 4
		Lead 05mm	Horizontal : 8	Horizontal : 10
			Vertical : 2	Vertical : 4

주1) Stroke : 300mm, Speed : Max speed, Acceleration : 0.2sec, Servo motor Rotate : 3000rpm, Pause time : 0 sec
Lm Guide 수명 조건 : 정하중, 분당왕복수 : Max, 수명시간&거리 : 20000이상 조건임.

주2) 벽면부착(Wall Mount)사용 조건 시 당사로 문의 요망.

Robot Weight

Stroke (mm)		100	200	300	400	500	600	700
Weight (Kg)	Straight	1.8	2	2.4	2.6	2.8	3	3.2
	Parallel	2	2.2	2.6	2.8	3	3.2	3.4

The weight of the model equipped with a brake is 0.65Kg heavier than this value.

MCP040-ST

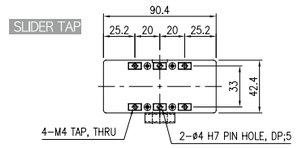

Stroke(mm)	A	Stroke(mm)	A
50	30	400	20
100	40	450	30
150	10	500	40
200	20	550	10
250	30	600	20
300	40	650	30
350	10	700	40

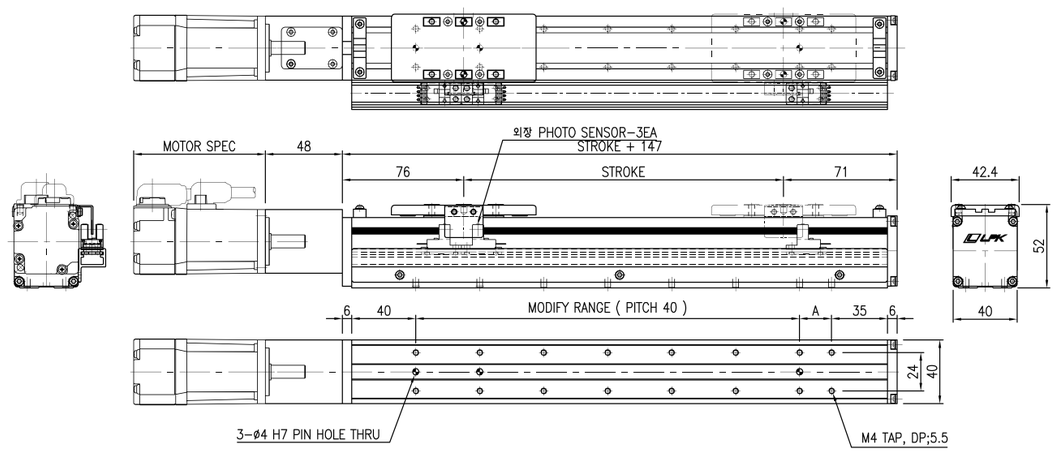

MCP040-LT

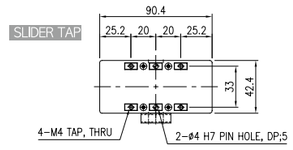

Stroke(mm)	A	Stroke(mm)	A
50	30	400	20
100	40	450	30
150	10	500	40
200	20	550	10
250	30	600	20
300	40	650	30
350	10	700	40

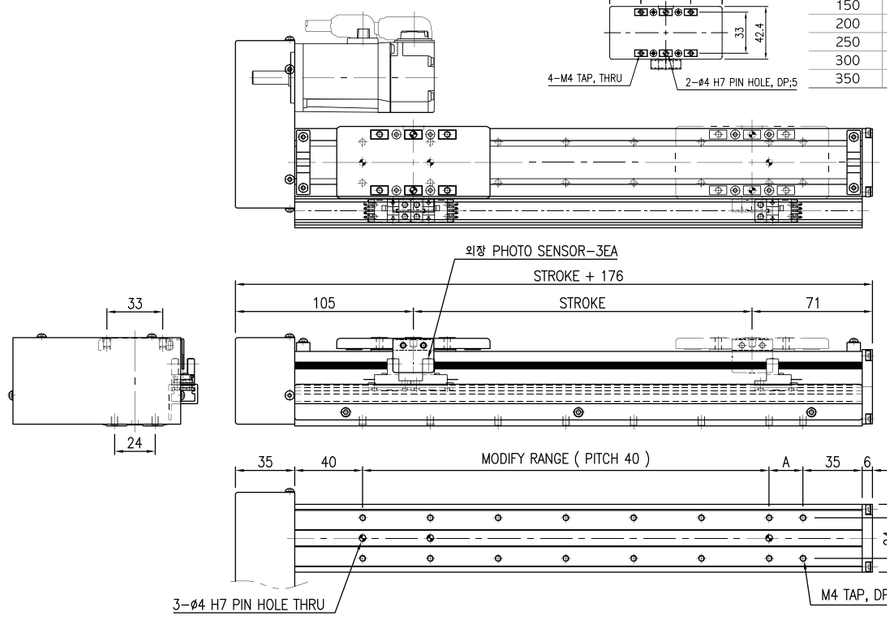

MCP040-RT

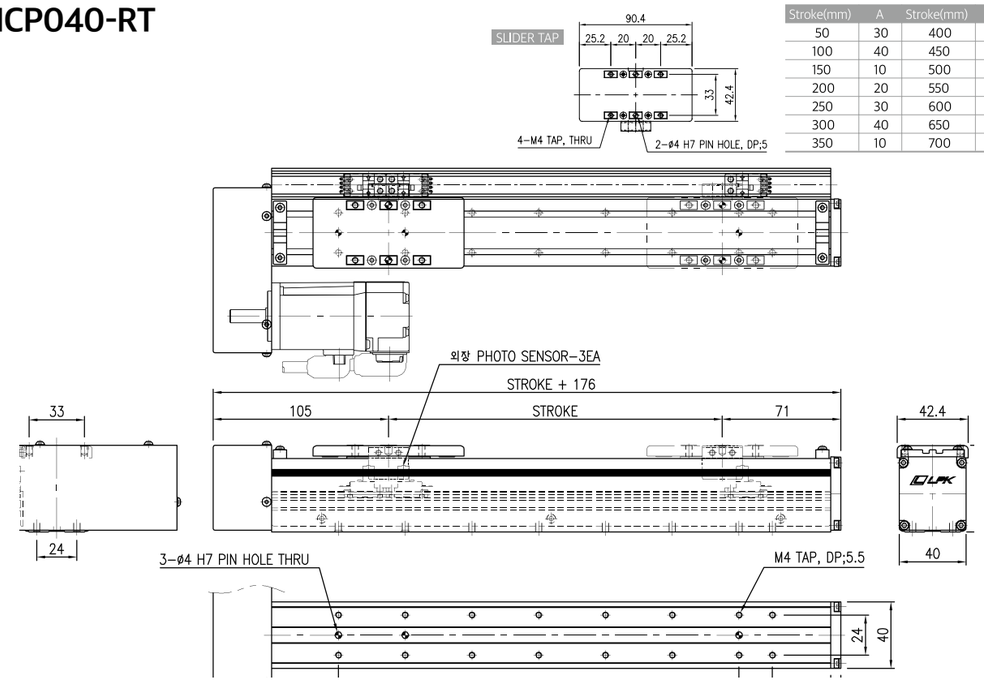

Stroke(mm)	A	Stroke(mm)	A
50	30	400	20
100	40	450	30
150	10	500	40
200	20	550	10
250	30	600	20
300	40	650	30
350	10	700	40

MCP040-UT

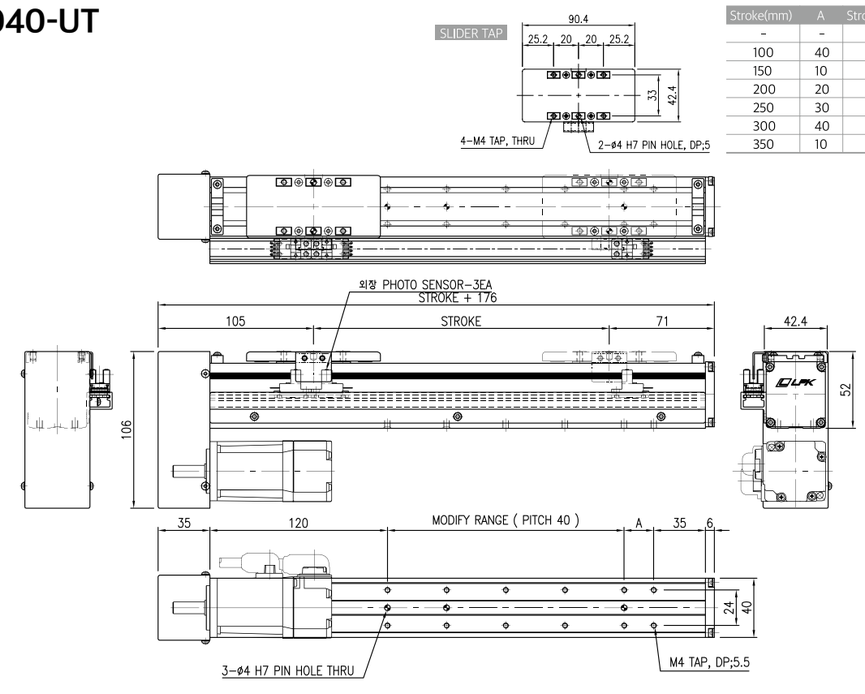

Stroke(mm)	A	Stroke(mm)	A
-	-	400	20
100	40	450	30
150	10	500	40
200	20	550	10
250	30	600	20
300	40	650	30
350	10	700	40

MCP060 Series

Specification

• AC Servo Motor Output	100W
• AC Servo Motor RPM	3000 RPM
• Repeatability	±0.02 mm
• Deceleration Mechanism	Ball Screw(Class 7), Rolled Ø12 Lead 10mm, 5mm
• Stroke (mm)	7 ~ 700
• LM Guide Bearing	One Way 12WN-1BLOCK
• Main Base & Slider	Aluminum Profile, Soft Anodizing
• Base Second Moment of Area(mm^4)	Ix = 2.59E + 05, Iy = 4.71E + 05

Stroke By Max Speed

Stroke (mm)			100	200	300	400	500	600	700
Max Speed (mm/sec)	Ø12	Lead 10mm	500						430
		Lead 05mm	250						210

가반 하중(Max Payload)

Stroke (mm)			100W
Max Payload (kg)	Ø12	Lead 10mm	Horizontal : 6
			Vertical : 4
		Lead 05mm	Horizontal : 10
			Vertical : 4

주1) Stroke : 300mm, Speed : Max speed, Acceleration : 0.2sec, Servo motor Rotate : 3000rpm, Pause time : 0 sec
Lm Guide 수명 조건 : 정하중, 분당왕복수 : Max, 수명시간&거리 : 20000이상 조건임.

주2) 벽면부착(Wall Mount)사용 조건 시 당사로 문의 요망.

Robot Weight

Stroke (mm)		100	200	300	400	500	600	700
Weight (Kg)	Straight	2.8	3.1	3.4	3.7	4	4.3	4.6
	Parallel	3	3.3	3.6	3.9	4.2	4.5	4.8

The weight of the model equipped with a brake is 0.65Kg heavier than this value.

MCP060-ST

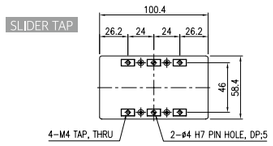

Stroke(mm)	A	Stroke(mm)	A
50	0	400	50
100	50	450	40
150	40	500	30
200	30	550	20
250	20	600	10
300	20	650	0
350	0	700	50

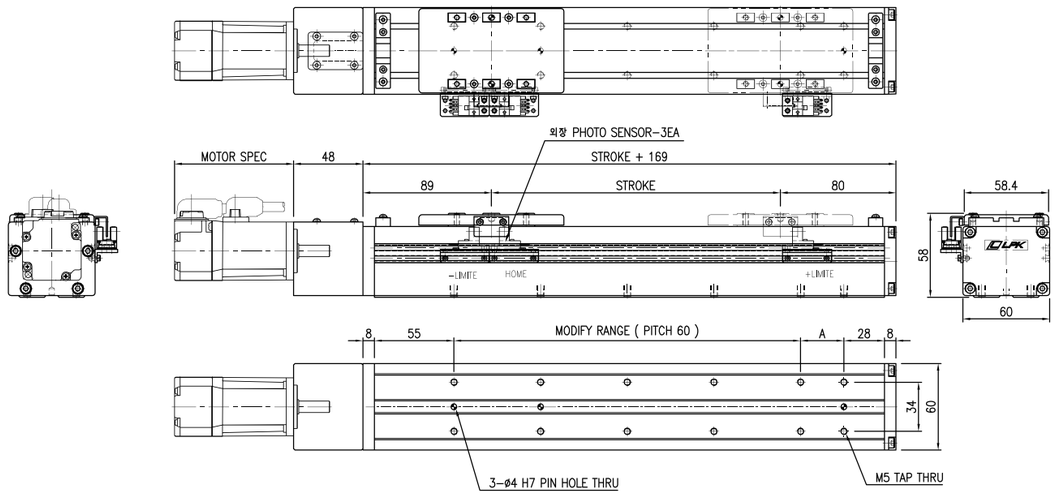

MCP060-RT

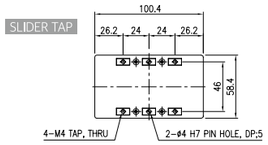

Stroke(mm)	A	Stroke(mm)	A
50	0	400	50
100	50	450	40
150	40	500	30
200	30	550	20
250	20	600	10
300	20	650	0
350	0	700	50

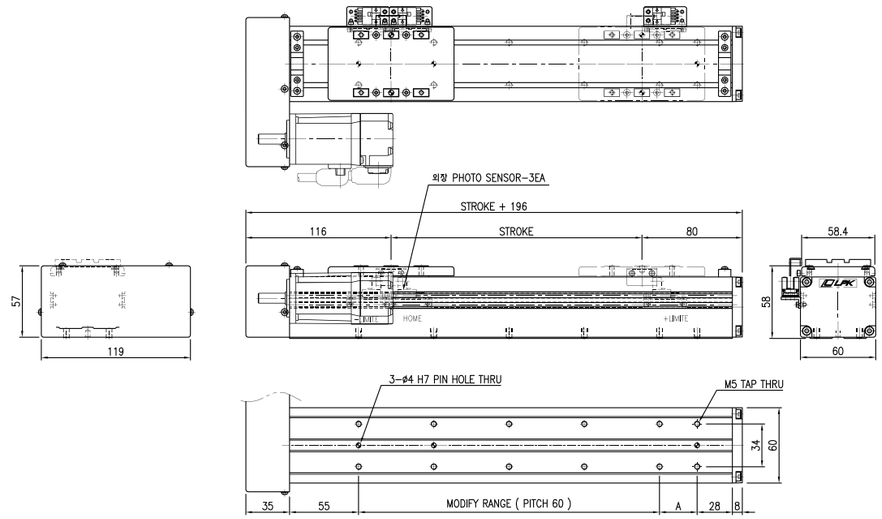

MCP060-LT

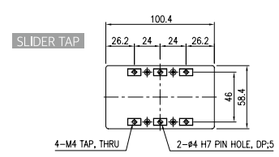

Stroke(mm)	A	Stroke(mm)	A
50	0	400	50
100	50	450	40
150	40	500	30
200	30	550	20
250	20	600	10
300	20	650	0
350	0	700	50

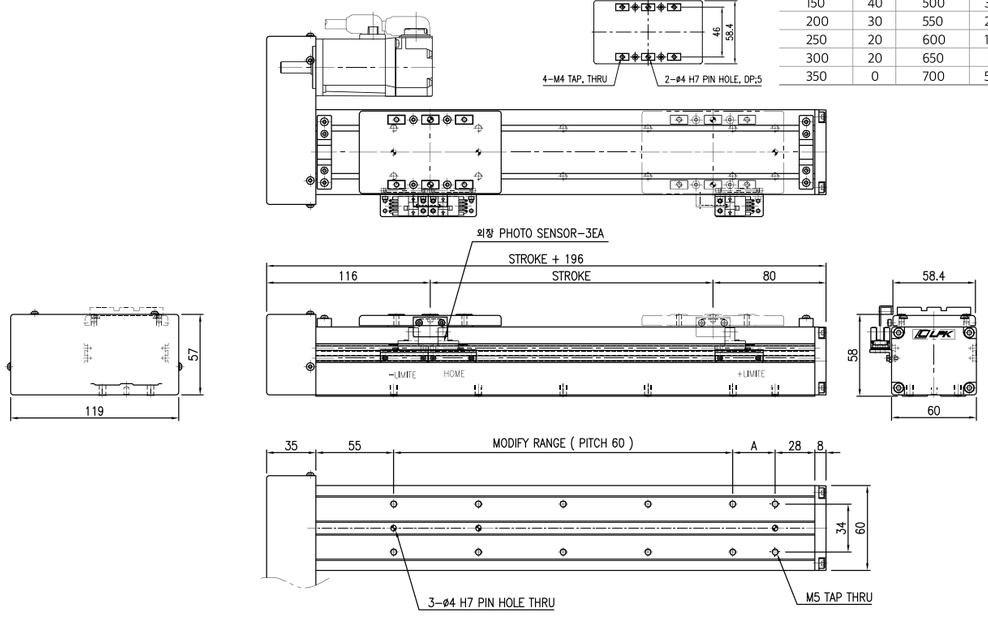

MCP060-UT

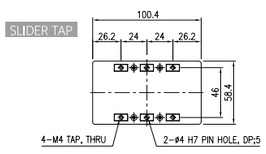

Stroke(mm)	A	Stroke(mm)	A
50	0	400	50
100	50	450	40
150	40	500	30
200	30	550	20
250	20	600	10
300	20	650	0
350	0	700	50

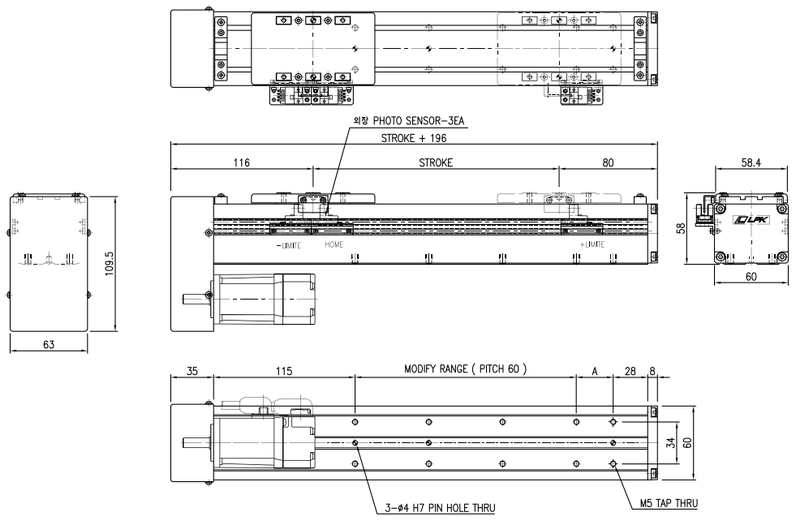

LPK ROBOTICS

직교로봇 LP 시리즈

Cartesian Robot Series

LP050

LP068

LP070

LP090

LP092-1

LP092

LP120

LP160

LP200

*LP120



LPK ROBOTICS

LP Series Model Code

LP	090	-	2	S	T1	-	800L	-	40	B	R5	-	S	1530	-	B	R1	E1	C
①	②		③	④	⑤		⑥		⑦	⑧	⑨		⑩	⑪		⑫	⑬	⑭	⑮

❶ 형식 Type

형식 Type - LPK Co., Ltd. Cartesian Robot, Ball Screw Type

❷ Model

050 - Robot Body Width 55 mm, Height 100
068 - Robot Body Width 68 mm, Height 78
070 - Robot Body Width 70 mm, Height 66
090 - Robot Body Width 85 mm, Height 72
092 - Robot Body Width 88 mm, Height 92
120 - Robot Body Width 124 mm, Height 86
160 - Robot Body Width 158 mm, Height 108
200 - Robot Body Width 198 mm, Height 124

❸ Slide Table Q'ty

None - Slide Table 1 Set (Standard)
2~5 - Slide Table Q'ty (Option)

❹ Motor Shape

S - Straight Coupling Type
L - Parallel Left Pulley Type
R - Parallel Right Pulley Type
U - Parallel Under Pulley Type

❺ Base Mount Hole

T - Tap Type
T1 - Tap Type - Lm Block 1Block (LP092 Only)
B - Counter Bore Type
B1 - Counter Bore Type - Lm Block 1Block (LP092 Only)

❻ Slide Table Q'ty

None - Slide Table 1 Set (Standard)
2~5 - Slide Table Q'ty (Option)

❼ Motor Capacity

05 - Motor Rated Output 50W
10 - Motor Rated Output 100W
20 - Motor Rated Output 200W
40 - Motor Rated Output 400W
70 - Motor Rated Output 750W
1K - Motor Rated Output 1KW (Option)

❽ Motor Brake

None - Without Brake
B - With Brake

❾ Reduction Gear Ratio Option

None - Without Reduction Gear (Standard)
R3~10 - With Reduction Gear Ratio

❿ Speed (Motor 3000 rpm)

L - Ball Screw Pitch 5 mm (250 mm/sec)
N - Ball Screw Pitch 10 mm (500 mm/sec)
H - Ball Screw Pitch 20 mm (1000 mm/sec)
S - User Special Ball Screw (Option)

⓫ Speed Special Option

1530 - Ball Screw Diameter(15) & Lead(30) (User Option)

⓬ Robot Color Option

None - Soft White Anodizing (Standard)
B - Soft Black Anodizing

⓭ Surface Treatment Option

None - Without Surface Treatment (Standard)
R1 - LM Rail Raydent
S1 - Ball Screw Shaft Raydent
RS1 - LM Rail + Ball Screw Shaft Raydent
RS2 - LM Rail and Block + Ball Screw Shaft and Nut Raydent

⓮ Sensor Option

None - DC-24V Proximity LED Sensor (Standard)
E1 - External Photo Sensor Only
E2 - External Photo Sensor + Connector
E3 - External Photo Sensor + Connector + Cable

⓯ Cableveyor Option

None - Without Cableveyor (Standard)
C - With Cableveyor

LP050 Series

Specification

• AC Servo Motor Output	100W
• AC Servo Motor RPM	3000 RPM
• Repeatability	±0.02 mm
• Deceleration Mechanism	Ball Screw(Class 7), Ø15 Lead 20mm, 10mm, 5mm
• Stroke (mm)	10 ~ 1300
• LM Guide Bearing	One Way 15V-2BLOCK
• Main Base & Slider	Aluminum Profile, Soft Anodizing
• Base Second Moment of Area(mm^4)	Ix = 5.00E + 04, Iy = 2.61E + 05

Stroke By Max Speed

Stroke (mm)			100	200	300	400	500	600	700	800	900	1000	1100	1200	1300
Max Speed (mm/sec)	Ø15	Lead 20mm	1000						975	770	620	515	430	365	315
		Lead 10mm	500						480	375	305	250	210	180	155
		Lead 05mm	250						240	190	150	125	105	90	75

주1) Stroke 1300mm 초과 사용 시 당사로 필히 문의 요망. 주2) 상기 속도표는 Ball Screw 고정-지지 시 Max 값임.

가반 하중(Max Payload)

Stroke (mm)			100W
Max Payload (kg)	Ø15	Lead 20mm	Horizontal : 3
			Vertical : 3
		Lead 10mm	Horizontal : 14
			Vertical : 8

주1) Stroke : 300mm, Speed : Max Speed, Acceleration : 0.2 sec, Servo motor Rotate : 3000rpm, Pause Time : 0 sec
Lm Guide 수명 조건 : 정하중, 분당왕복수 : Max, 수명시간&거리 : 200000이상 조건임.

주2) 벽면부착(Wall Mount)사용 조건 시 당사로 문의 요망.

Robot Weight

Stroke (mm)		100	200	300	400	500	600	700	800	900	1000	1100	1200	1300
Weight (Kg)	Straight	4.9	5.5	6.1	6.7	7.3	7.9	8.5	9.1	9.7	10.3	10.9	11.5	12.1
	Parallel	4.7	5.3	5.9	6.5	7.1	7.7	8.3	8.9	9.5	10.1	10.7	11.3	11.9

The weight of the model equipped with a brake is 0.35Kg heavier than this value.

LP050-ST

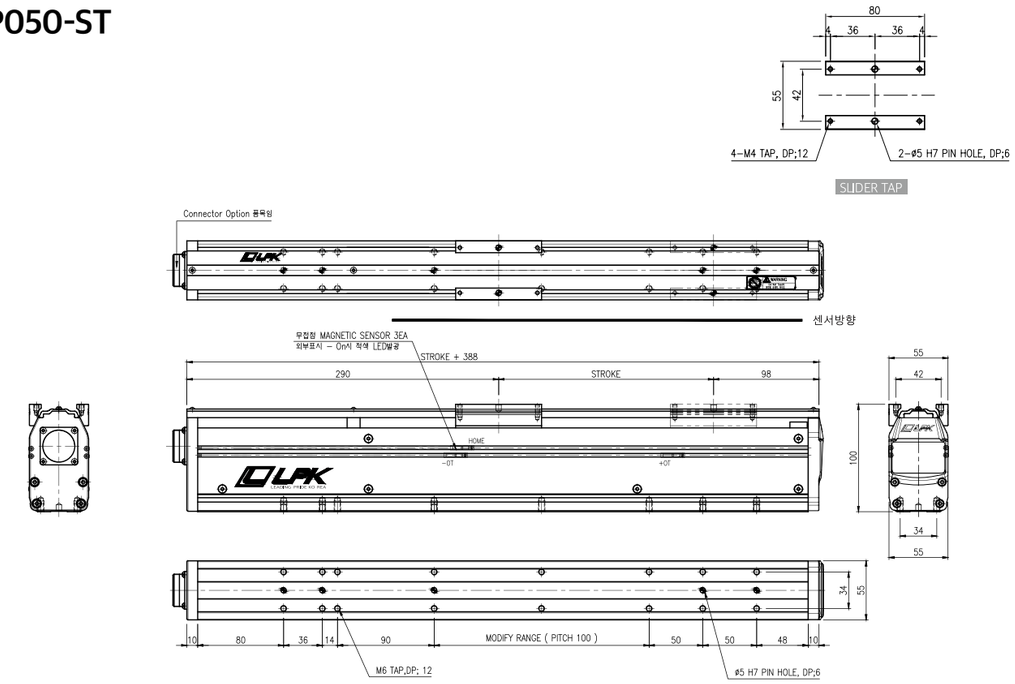

LP050-LT / RT(대칭)

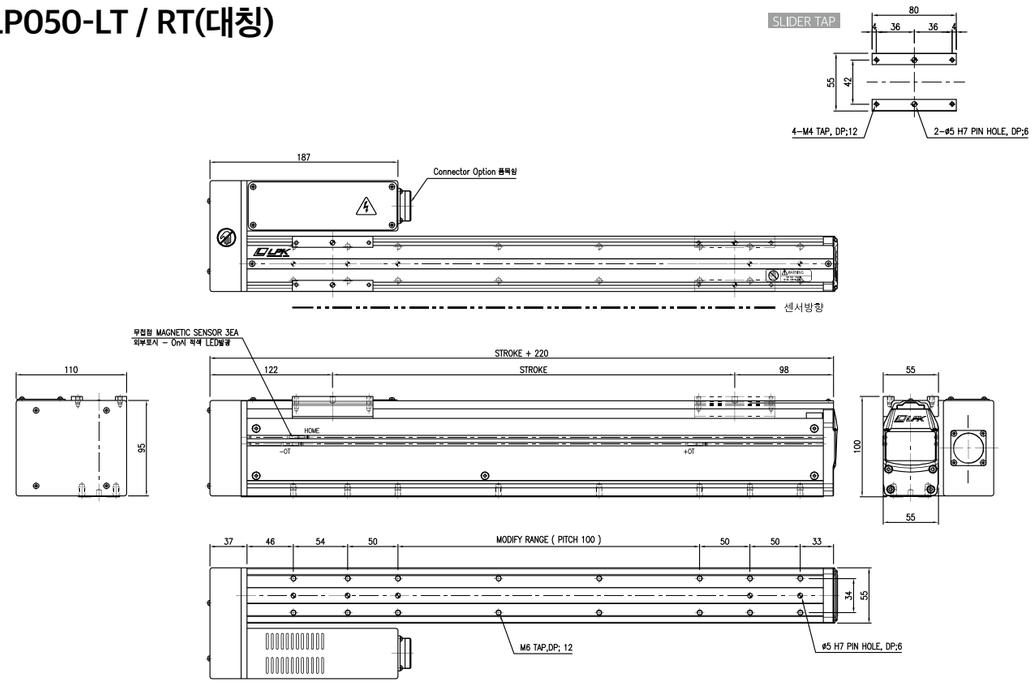

LP050-SB

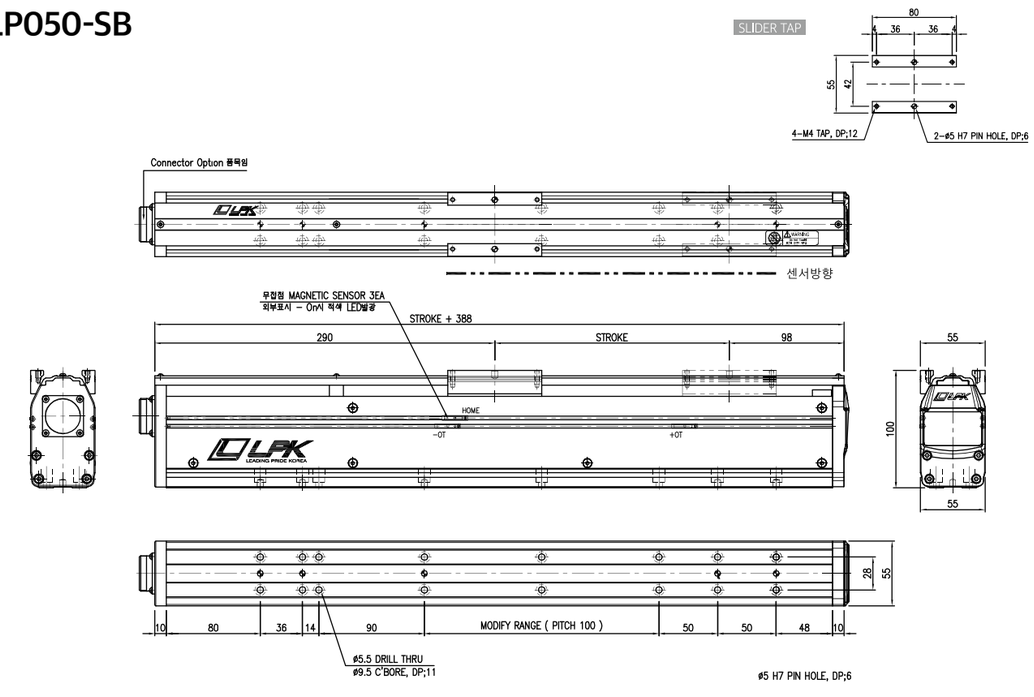

LP050-LB / RB(대칭)

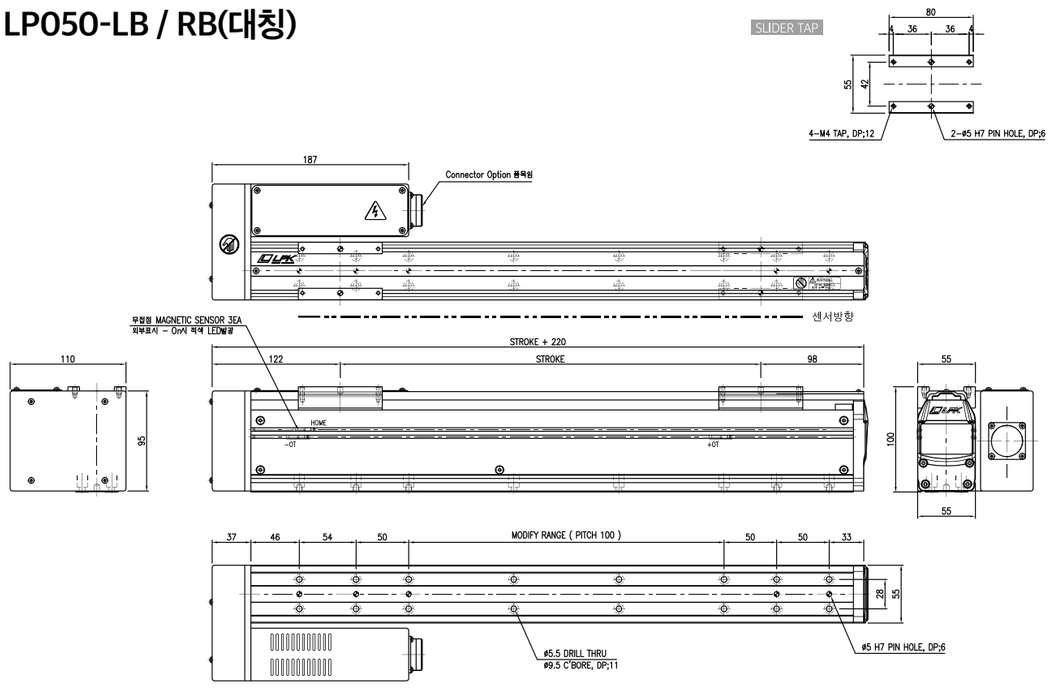

LP050-UT

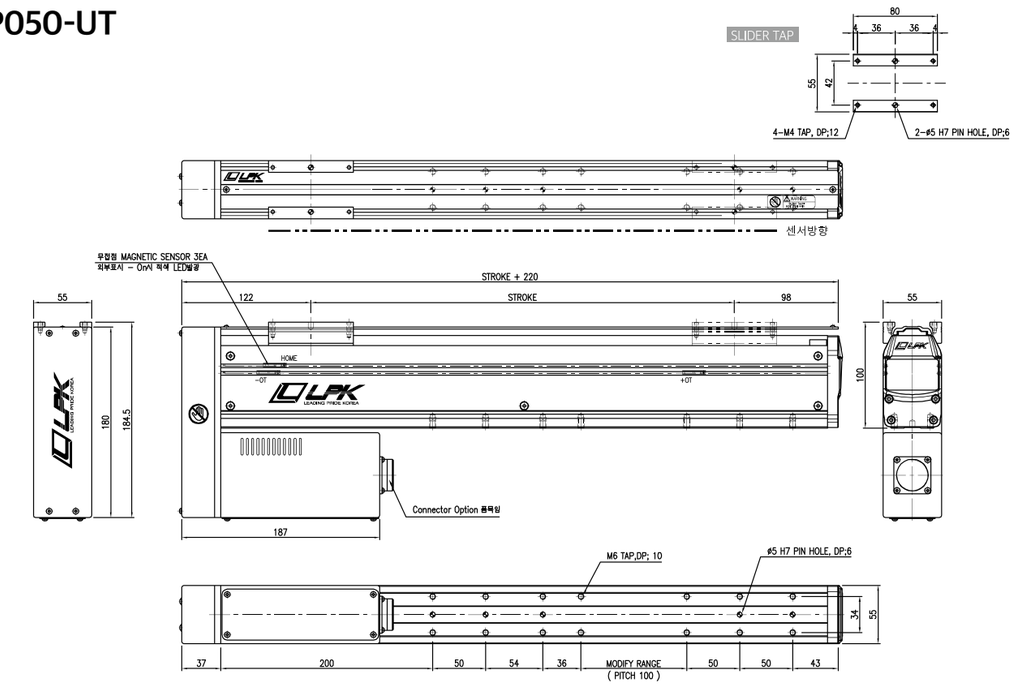

LP050-UB

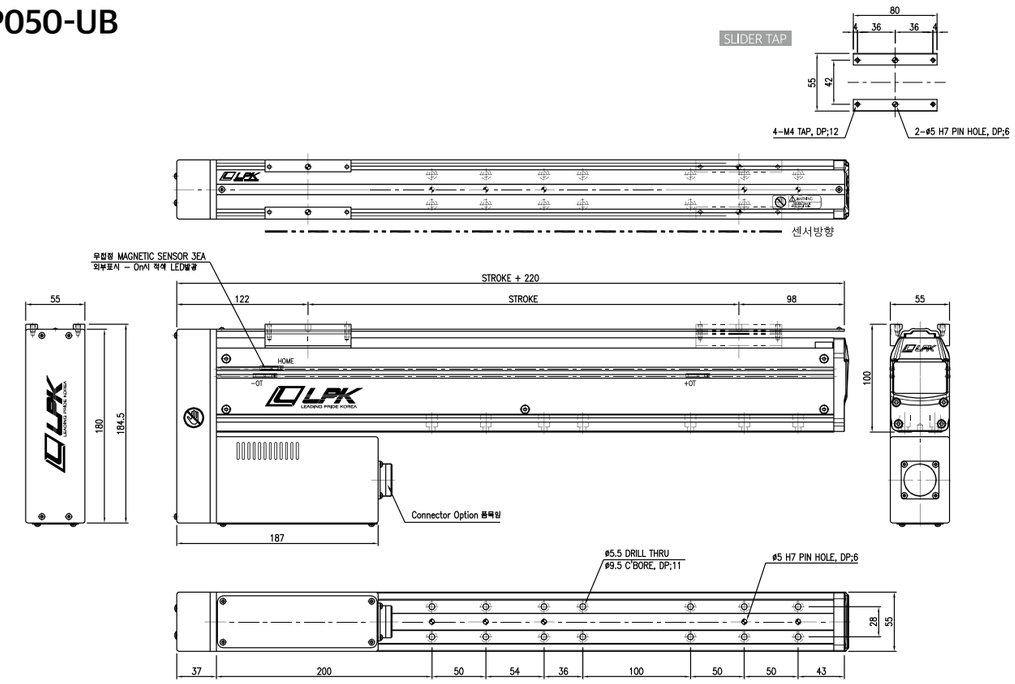

LP068 Series

Specification

• AC Servo Motor Output	100W
• AC Servo Motor RPM	3000 RPM
• Repeatability	±0.02 mm
• Deceleration Mechanism	Ball Screw(Class 7), Ø15 Lead 20mm, 10mm, 5mm
• Stroke (mm)	10 ~ 1300
• LM Guide Bearing	One Way 15W-1BLOCK
• Main Base & Slider	Aluminum Profile, Soft Anodizing
• Base Second Moment of Area(mm^4)	Ix = 4.68E + 05, Iy = 9.06E + 05

Stroke By Max Speed

Stroke (mm)			100	200	300	400	500	600	700	800	900	1000	1100	1200	1300
Max Speed (mm/sec)	Ø15	Lead 20mm	1000						975	770	620	515	430	365	315
		Lead 10mm	500						480	375	305	250	210	180	155
		Lead 05mm	250						240	190	150	125	105	90	75

주1) Stroke 1500mm 초과 사용 시 당사로 필히 문의 요망. 주2) 상기 속도표는 Ball Screw 고정-지지 시 Max 값임.

가반 하중(Max Payload)

Stroke (mm)			100W
Max Payload (kg)	Ø15	Lead 20mm	Horizontal : 3
			Vertical : 1.5
		Lead 10mm	Horizontal : 12
			Vertical : 2.5

주1) Stroke : 300mm, Speed : Max Speed, Acceleration : 0.2 sec, Servo motor Rotate : 3000rpm, Pause Time : 0 sec
Lm Guide 수명 조건 : 정하중, 분당왕복수 : Max, 수명시간&거리 : 20000이상 조건임.

주2) 벽면부착(Wall Mount)사용 조건 시 당사로 문의 요망.

Robot Weight

Stroke (mm)		100	200	300	400	500	600	700	800	900	1000	1100	1200	1300
Weight (Kg)	Straight	4.8	5.4	6	6.6	7.2	7.8	8.4	9	9.6	10.2	10.8	11.4	12
	Parallel	5	5.6	6.2	6.8	7.4	8	8.6	9.2	9.8	10.4	11	11.6	12.2

LP068-SB-10

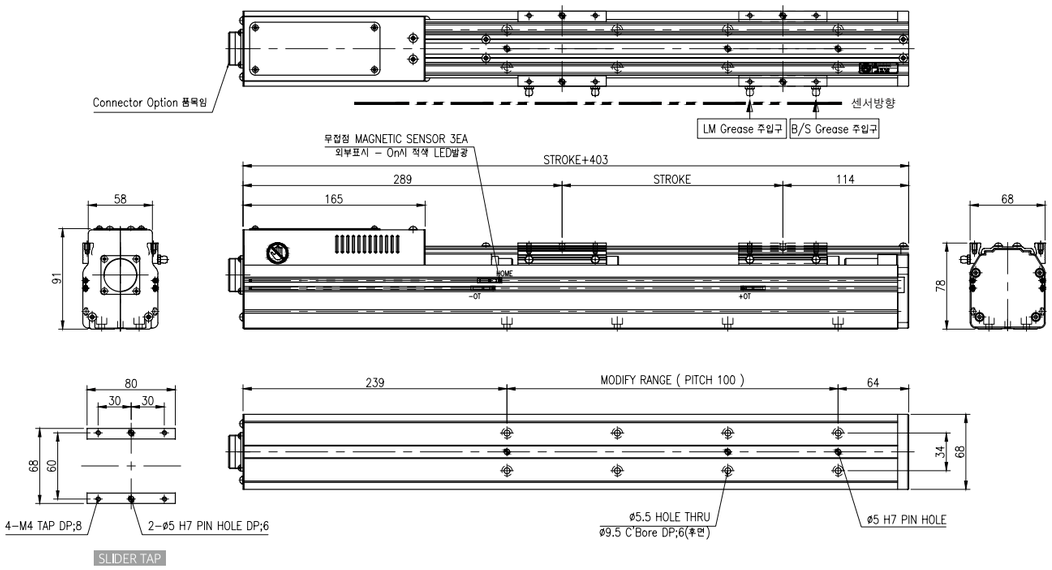

LP068-ST-10

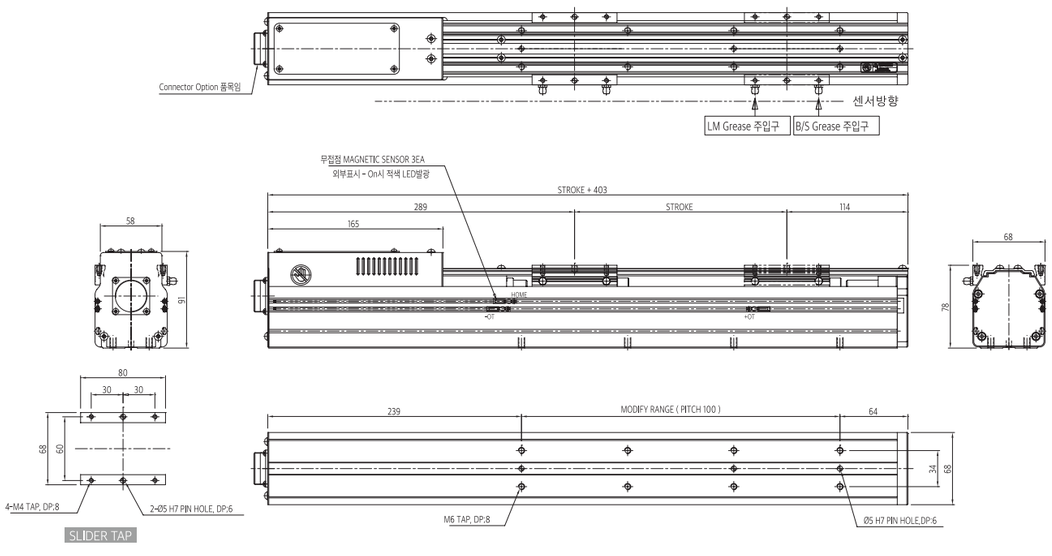

LP068-LB-10 / RB-10(대칭)

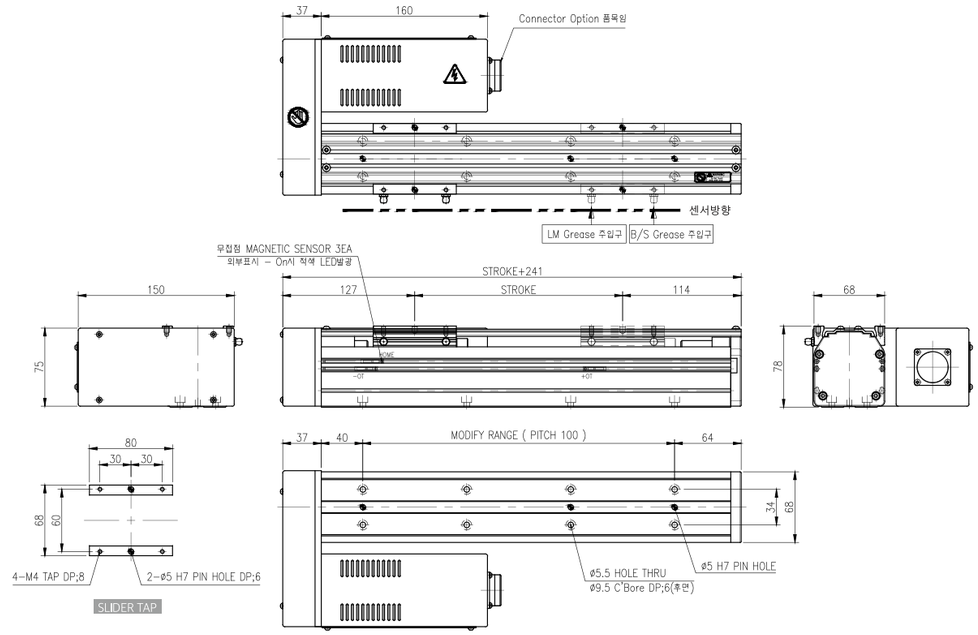

LP068-LT-10 / RT-10(대칭)

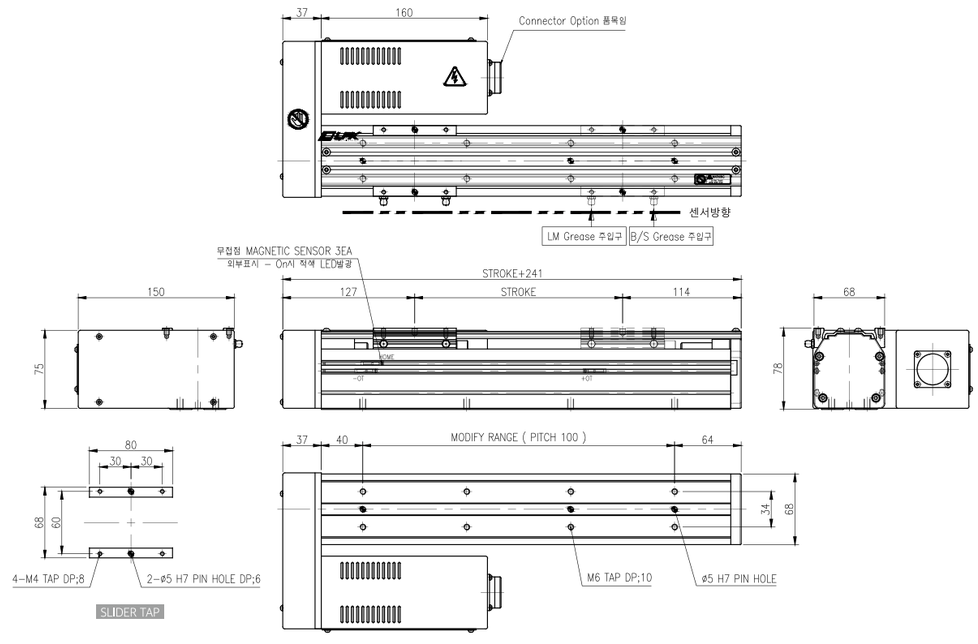

LP068-UB-10

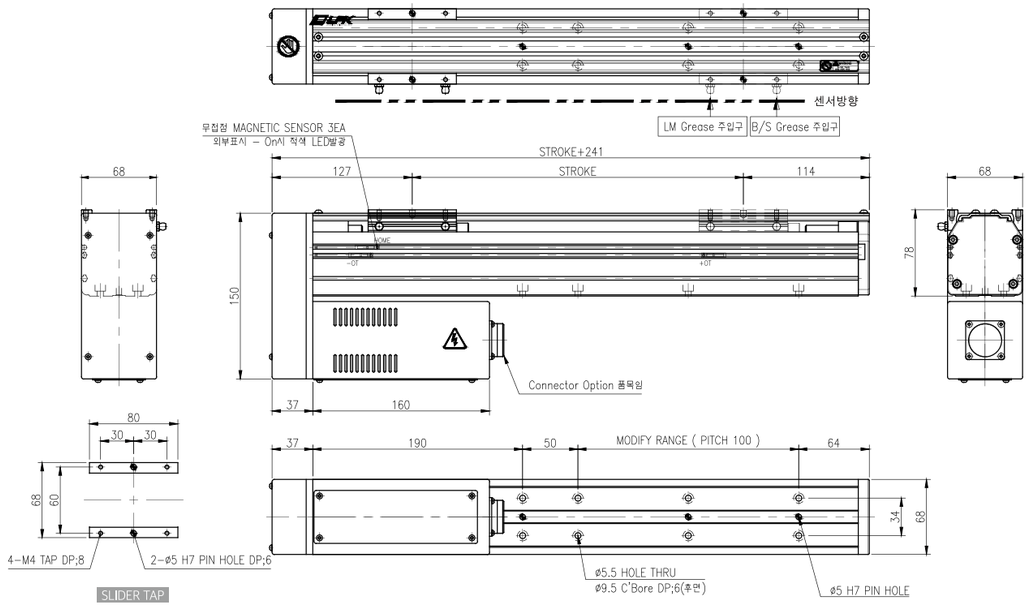

LP068-UT-10

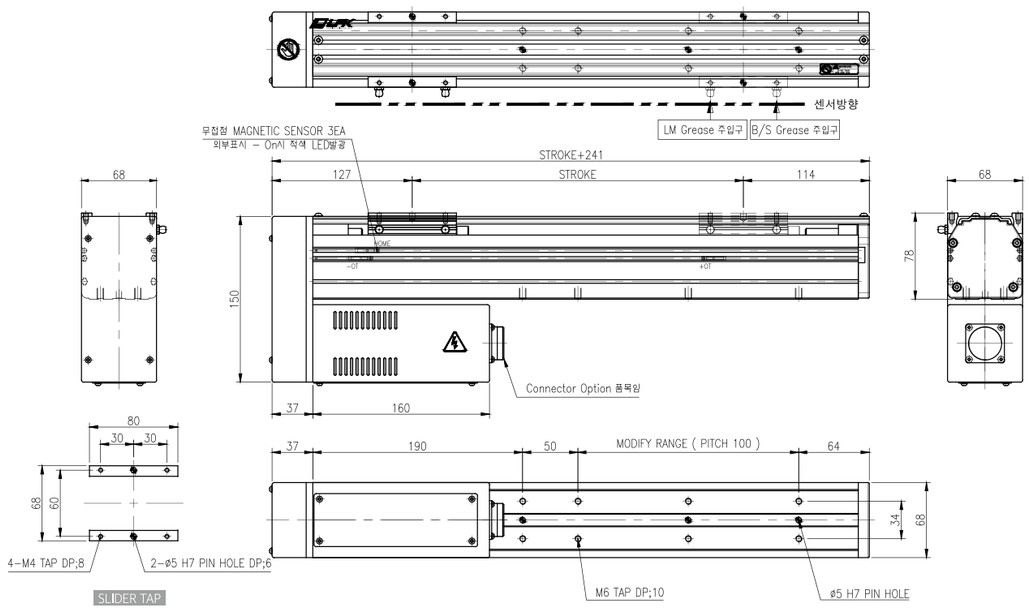

LP070 Series

Specification

• AC Servo Motor Output	100W
• AC Servo Motor RPM	3000 RPM
• Repeatability	±0.02 mm
• Deceleration Mechanism	Ball Screw(Class 7), Ø15 Lead 20mm, 10mm, 5mm
• Stroke (mm)	10 ~ 1300
• LM Guide Bearing	One Way 24-2BLOCK
• Main Base & Slider	Aluminum Profile, Soft Anodizing
• Base Second Moment of Area(mm^4)	Ix = 1.83E + 05, Iy = 1.09E + 06

Stroke By Max Speed

Stroke (mm)			100	200	300	400	500	600	700	800	900	1000	1100	1200	1300
Max Speed (mm/sec)	Ø15	Lead 20mm	1000						970	765	620	515	430	365	315
		Lead 10mm	500						475	375	305	250	210	180	155
		Lead 05mm	250						235	185	150	125	105	90	75

주1) Stroke 1300mm 초과 사용 시 당사로 필히 문의 요망. 주2) 상기 속도표는 Ball Screw 고정-지지 시 Max 값임.

가반 하중(Max Payload)

Stroke (mm)			100W
Max Payload (kg)	Ø15	Lead 20mm	Horizontal : 3
			Vertical : 3
		Lead 10mm	Horizontal : 13
			Vertical : 8

주1) Stroke : 300mm, Speed : Max Speed, Acceleration : 0.2 sec, Servo motor Rotate : 3000rpm, Pause Time : 0 sec
Lm Guide 수명 조건 : 정하중, 분당왕복수 : Max, 수명시간&거리 : 20000이상 조건임.

주2) 벽면부착(Wall Mount)사용 조건 시 당사로 문의 요망.

Robot Weight

Stroke (mm)		100	200	300	400	500	600	700	800	900	1000	1100	1200	1300
Weight (Kg)	Straight	4.4	4.9	5.5	6	6.6	7.2	7.8	8.4	8.9	9.4	10	10.6	11.2
	Parallel	4.5	5.1	5.6	6.2	6.8	7.3	7.9	8.5	9.1	9.7	10.2	10.8	11.4

The weight of the model equipped with a brake is 0.35 Kg heavier than this value.

LP070-ST

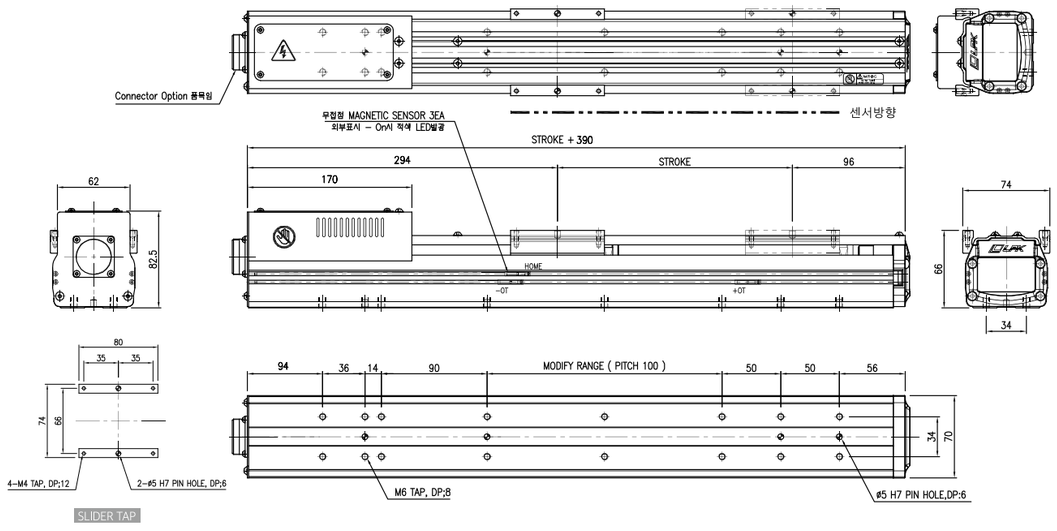

LP070-SB

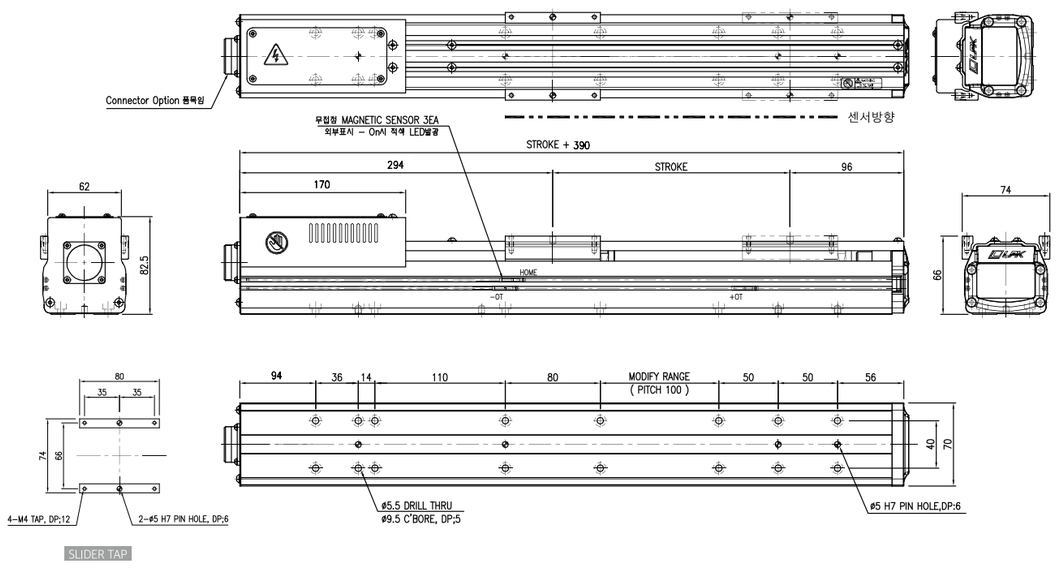

LP070-LT / RT(대칭)

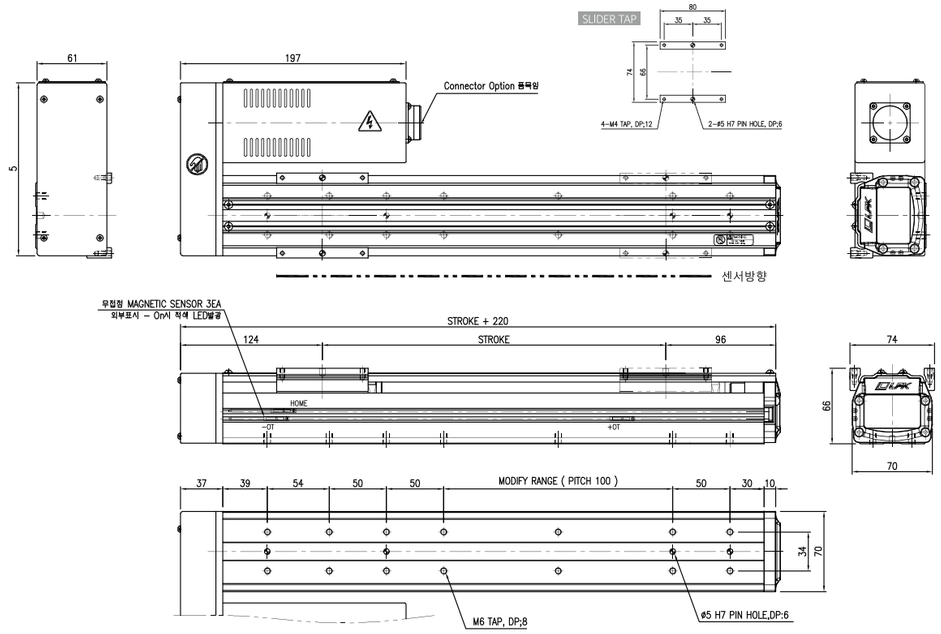

LP070-LB / RB(대칭)

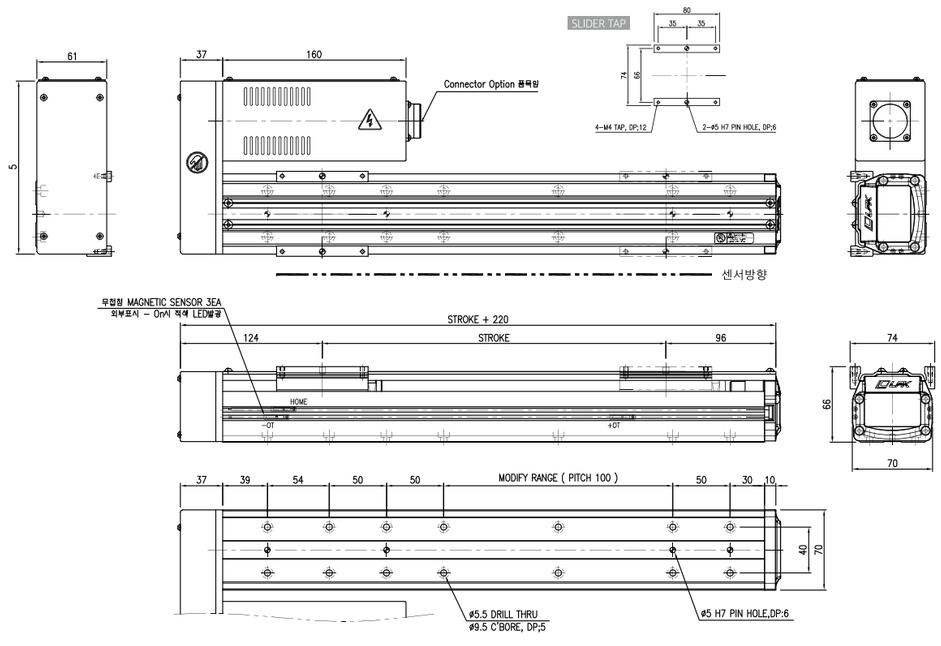

LP070-UT

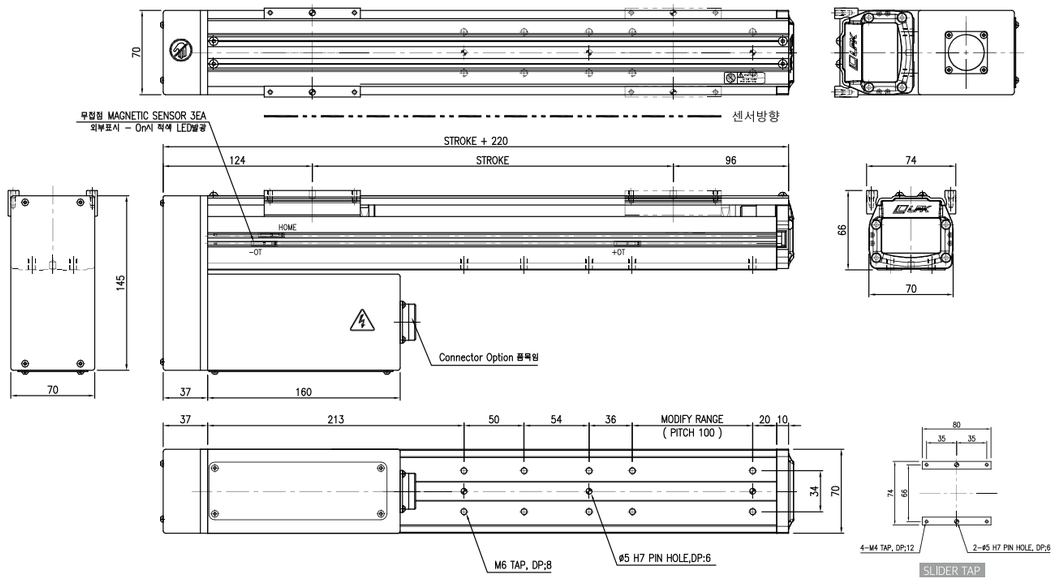

LP070-UB

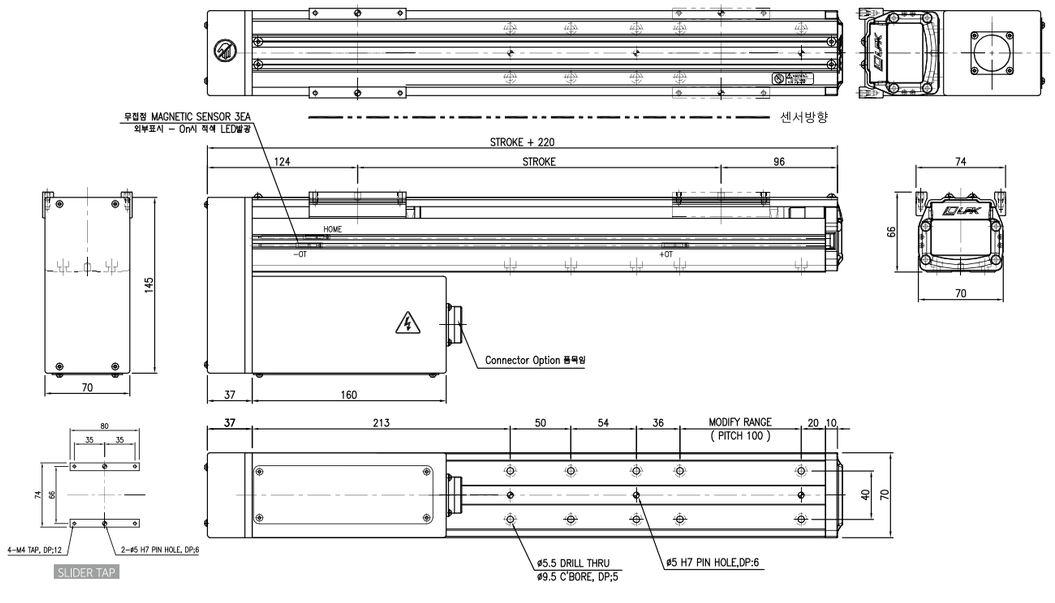

LP090 Series

Specification

• AC Servo Motor Output	100W	200W
• AC Servo Motor RPM	3000 RPM	
• Repeatability	±0.02 mm	
• Deceleration Mechanism	Ball Screw(Class 7), Ø15 Lead 20mm, 10mm, 5mm	
• Stroke (mm)	10 ~ 1300	
• LM Guide Bearing	One Way 42-2BLOCK	
• Main Base & Slider	Aluminum Profile, Soft Anodizing	
• Base Second Moment of Area(mm^4)	Ix = 1.83E + 05, Iy = 1.09E + 06	

Stroke By Max Speed

Stroke (mm)			100	200	300	400	500	600	700	800	900	1000	1100	1200	1300
Max Speed (mm/sec)	Ø15	Lead 20mm	1000						955	755	615	505	425	365	315
		Lead 10mm	500						470	370	300	250	210	180	155
		Lead 05mm	250						235	185	150	125	105	90	75

주1) Stroke 1300mm 초과 사용 시 당사로 필히 문의 요망. 주2) 상기 속도표는 Ball Screw 고정-지지 시 Max 값임.

가반 하중(Max Payload)

Stroke (mm)			100W	200W
Max Payload (kg)	Ø15	Lead 20mm	Horizontal : 2	Horizontal : 28
			Vertical : 2	Vertical : 8
		Lead 10mm	Horizontal : 12	Horizontal : 30
			Vertical : 8	Vertical : 16

주1) Stroke : 300mm, Speed : Max Speed, Acceleration : 0.2 sec, Servo motor Rotate : 3000rpm, Pause Time : 0 sec
Lm Guide 수명 조건 : 정하중, 분당왕복수 : Max, 수명시간&거리 : 20000이상 조건임.

주2) 벽면부착(Wall Mount)사용 조건 시 당사로 문의 요망.

Robot Weight

Stroke (mm)			100	200	300	400	500	600	700	800	900	1000	1100	1200	1300
Weight (Kg)	Straight	100W	6.2	7	7.8	8.7	9.5	10.3	11.2	12	12.8	13.7	14.5	15.3	16.2
		200W	6.7	7.5	8.3	9.2	10	10.8	11.7	12.5	13.3	14.2	15	15.8	16.7
	Parallel	100W	5.7	6.4	7	7.7	8.4	9.1	9.8	10.4	11.1	11.8	12.5	13.2	13.8
		200W	6.2	6.9	7.5	8.2	8.9	9.6	10.3	10.9	11.6	12.3	13	13.7	14.3

The weight of the model equipped with a brake is 0.35Kg(0.65Kg) heavier than this value.

LP090-ST-10

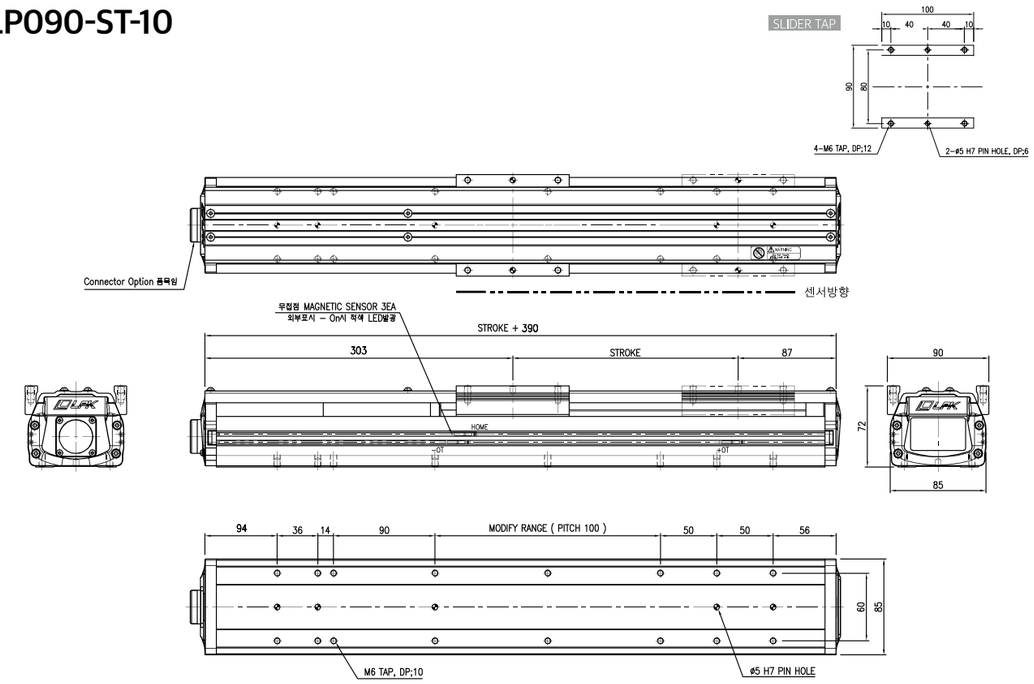

LP090-ST-20

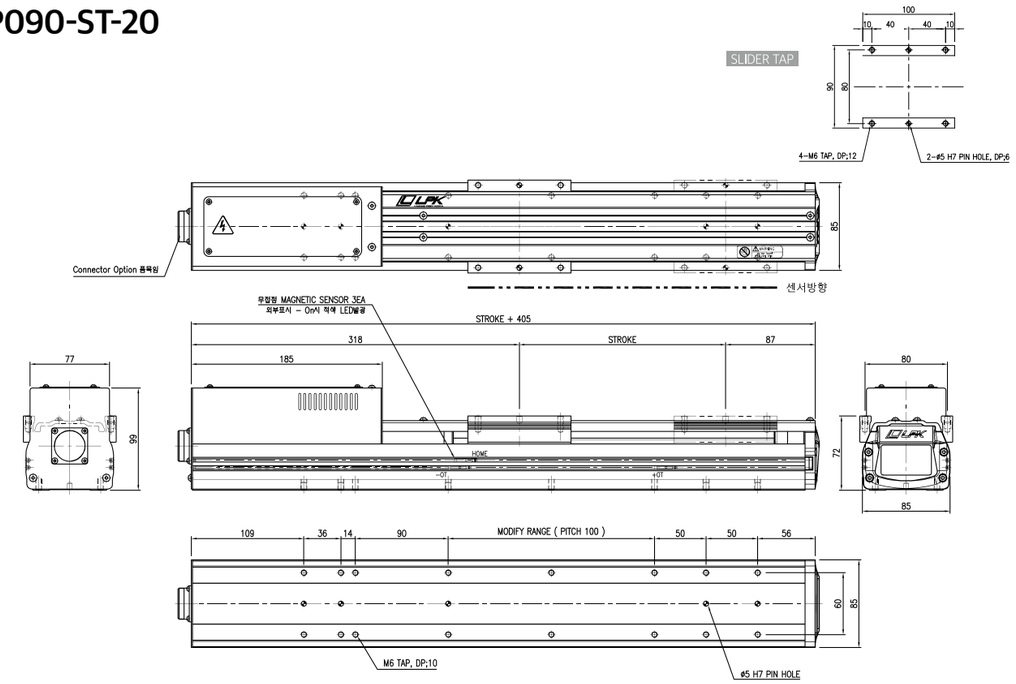

LP090-SB-10

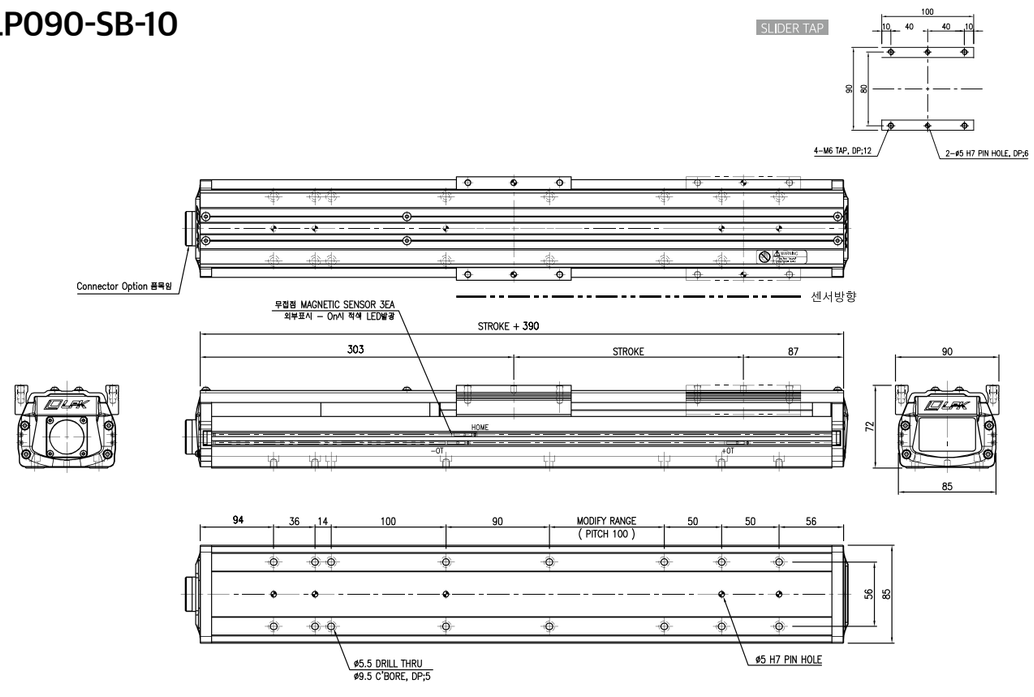

LP090-SB-20

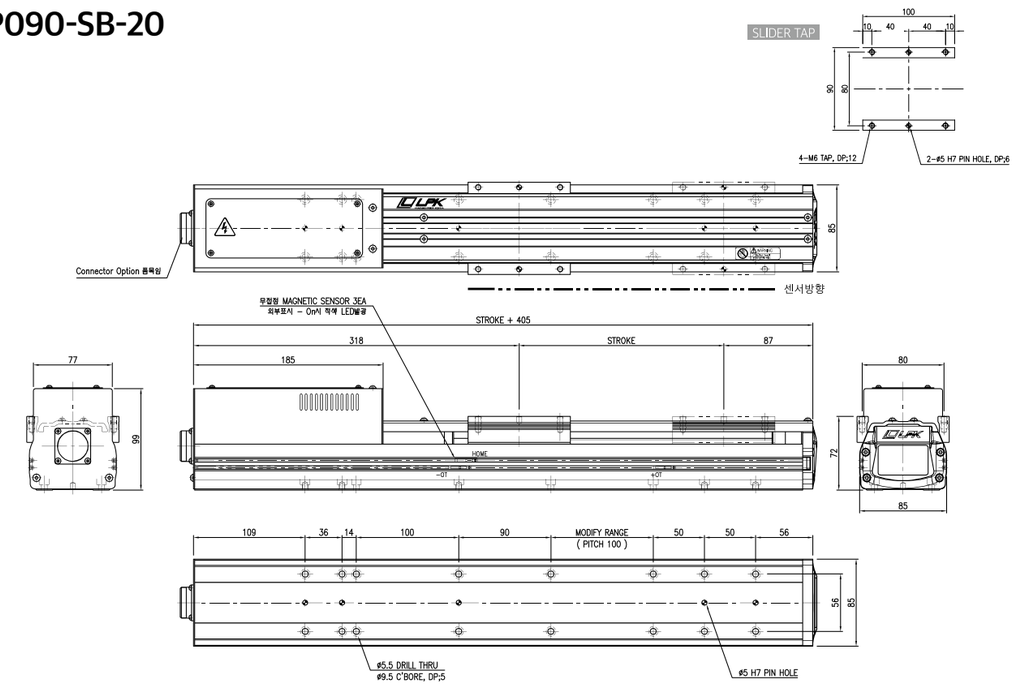

LP090-LT / RT(대칭)

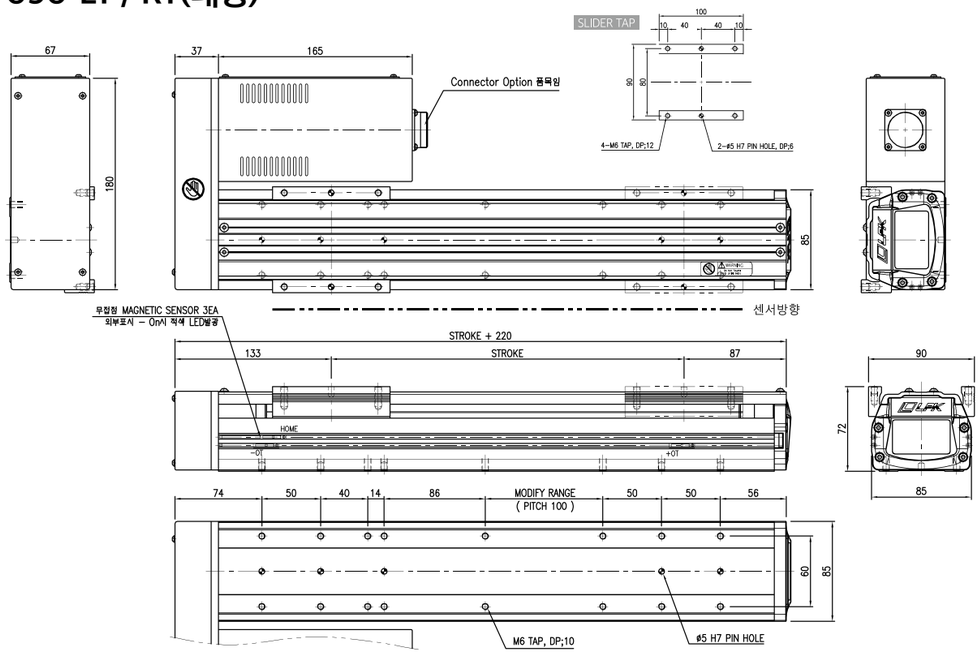

LP090-UT

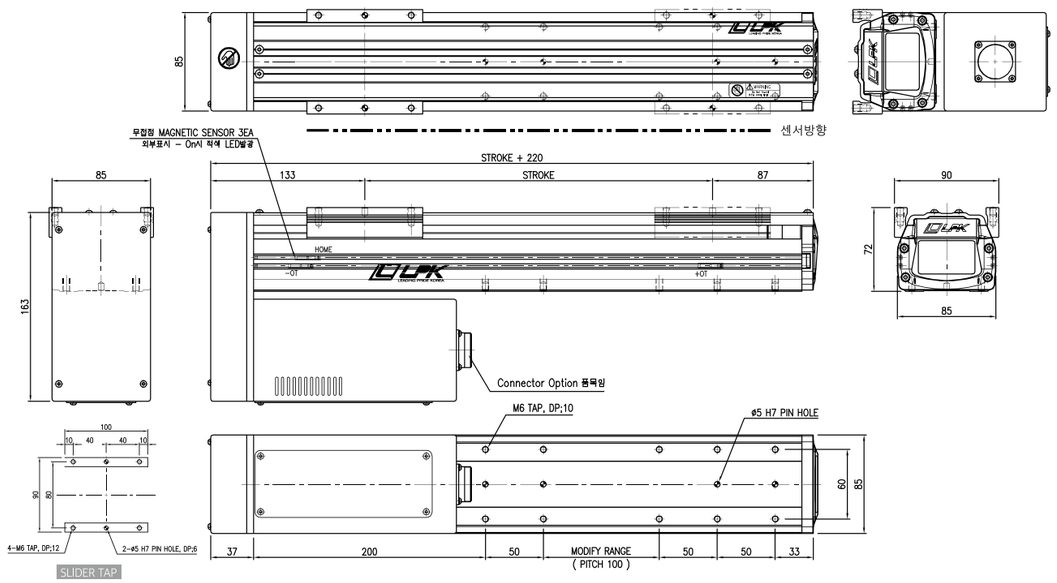

LP090-LB / RB(대칭)

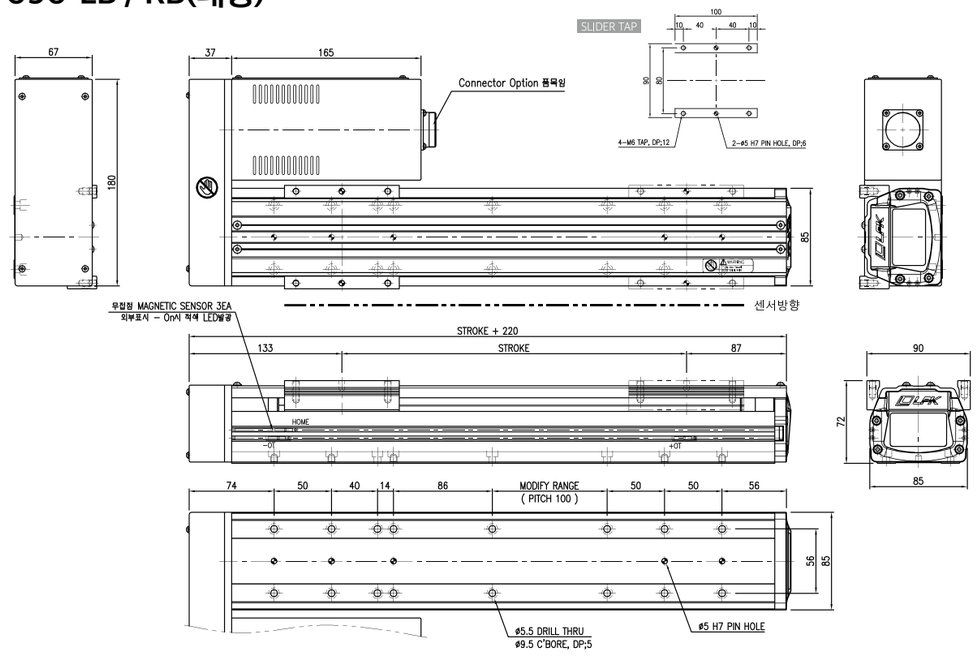

LP090-UB

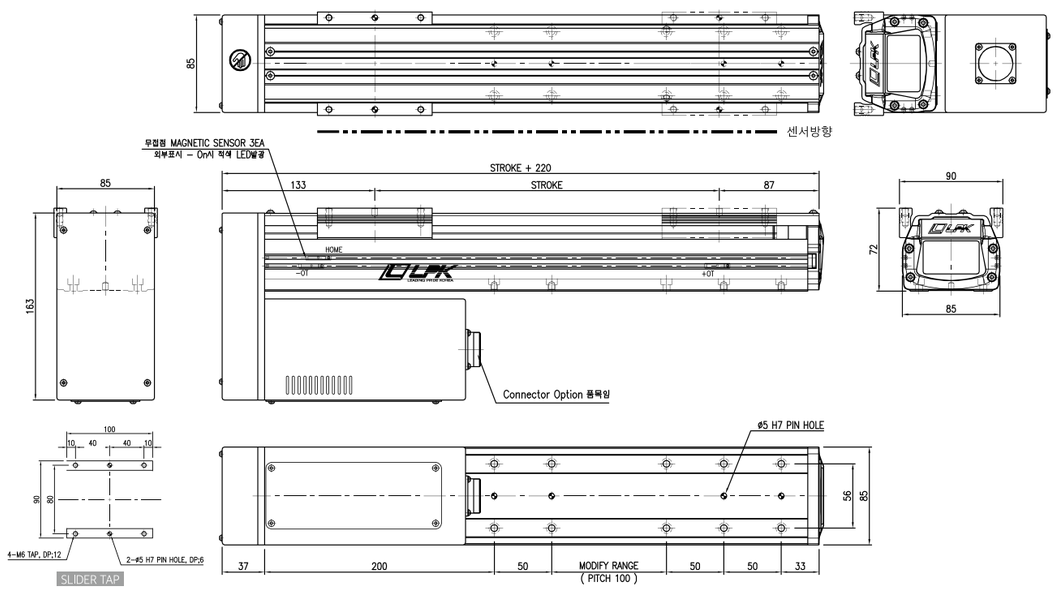

LP092-1 Series

Specification

• AC Servo Motor Output	100W	200W
• AC Servo Motor RPM	3000 RPM	
• Repeatability	±0.02 mm	
• Deceleration Mechanism	Ball Screw(Class 7), Ø15 Lead 20mm, 10mm, 5mm	
• Stroke (mm)	10 ~ 1300	
• LM Guide Bearing	One Way 20W-1BLOCK	
• Main Base & Slider	Aluminum Profile, Soft Anodizing	
• Base Second Moment of Area(mm^4)	Ix = 5.45E + 05, Iy = 1.77E + 06	

Stroke By Max Speed

Stroke (mm)			100	200	300	400	500	600	700	800	900	1000	1100	1200	1300
Max Speed (mm/sec)	Ø15	Lead 20mm	1000							800	635	525	440	375	320
		Lead 10mm	500						495	385	315	255	215	185	155
		Lead 05mm	250						245	195	155	130	105	90	80

주1) Stroke 1300mm 초과 사용 시 당사로 필히 문의 요망. 주2) 상기 속도표는 Ball Screw 고정-지지 시 Max 값임.

가반 하중(Max Payload)

Stroke (mm)			100W	200W
Max Payload (kg)	Ø15	Lead 20mm	Horizontal : 3	Horizontal : 8
			Vertical : 1	Vertical : 2
		Lead 10mm	Horizontal : 12	Horizontal : 20
			Vertical : 3	Vertical : 4

주1) Stroke : 300mm, Speed : Max Speed, Acceleration : 0.2 sec, Servo motor Rotate : 3000rpm, Servo motor Load Inertia : 12배 이하, Pause Time : 0 sec
Lm Guide 수명 조건 : 정하중, 분당왕복수 : Max, 수명시간&거리 : 20000이상 조건임.

주2) 벽면부착(Wall Mount)사용 조건 시 당사로 문의 요망.

Robot Weight

Stroke (mm)			100	200	300	400	500	600	700	800	900	1000	1100	1200	1300
Weight (Kg)	Straight	100W	6.5	7.4	8.3	9.2	10.1	11	11.9	12.8	13.7	14.6	15.5	16.4	17.3
		200W	6.8	7.7	8.6	9.5	10.4	11.3	12.2	13.1	14	14.9	15.8	16.7	17.6
	Parallel	100W	5.6	6.5	7.4	8.3	9.2	10.1	11	11.9	12.8	13.7	14.6	15.5	16.4
		200W	6	6.9	7.8	8.7	9.6	10.5	11.4	12.3	13.2	14.1	15	15.9	16.8

The weight of the model equipped with a brake is 0.35Kg(0.65Kg) heavier than this value.

LP092-ST1-10

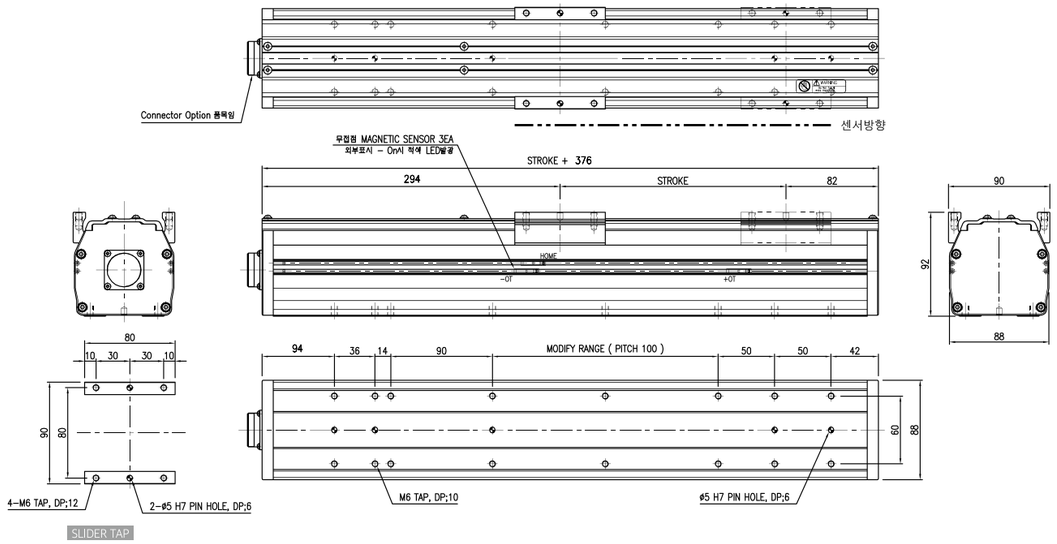

LP092-SB1-10

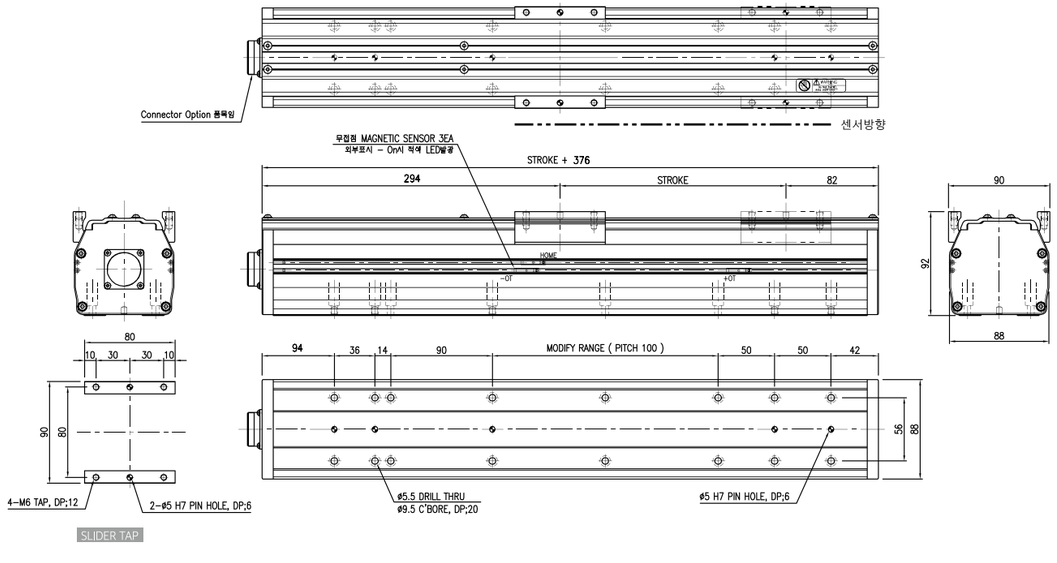

LP092-ST1-20

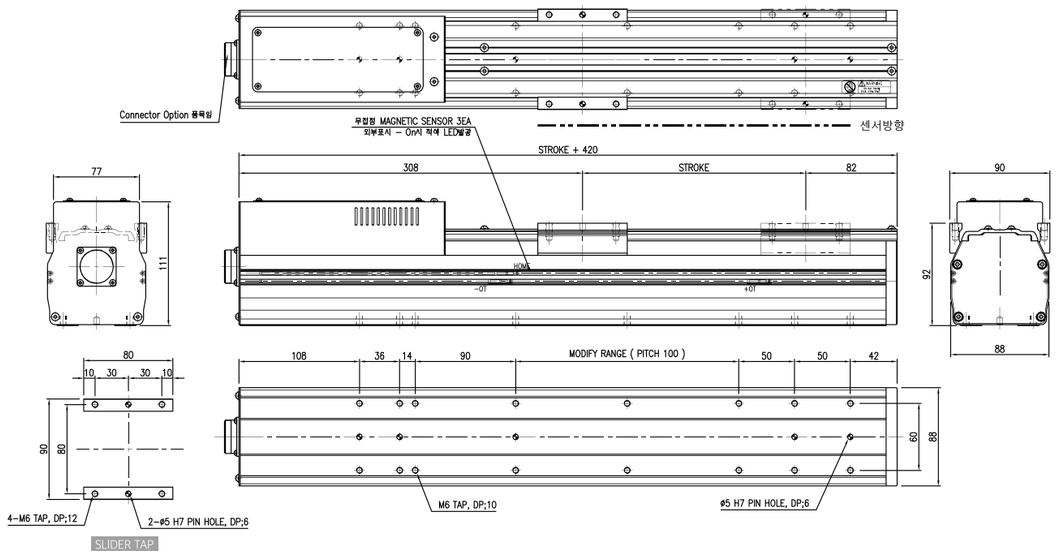

LP092-SB1-20

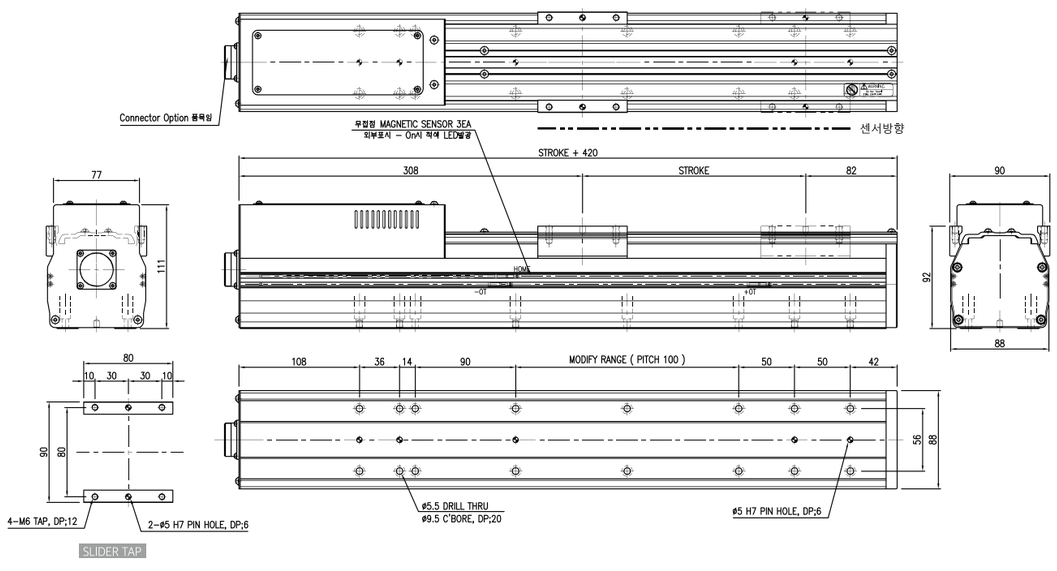

LP092-LT1 / RT1(대칭)

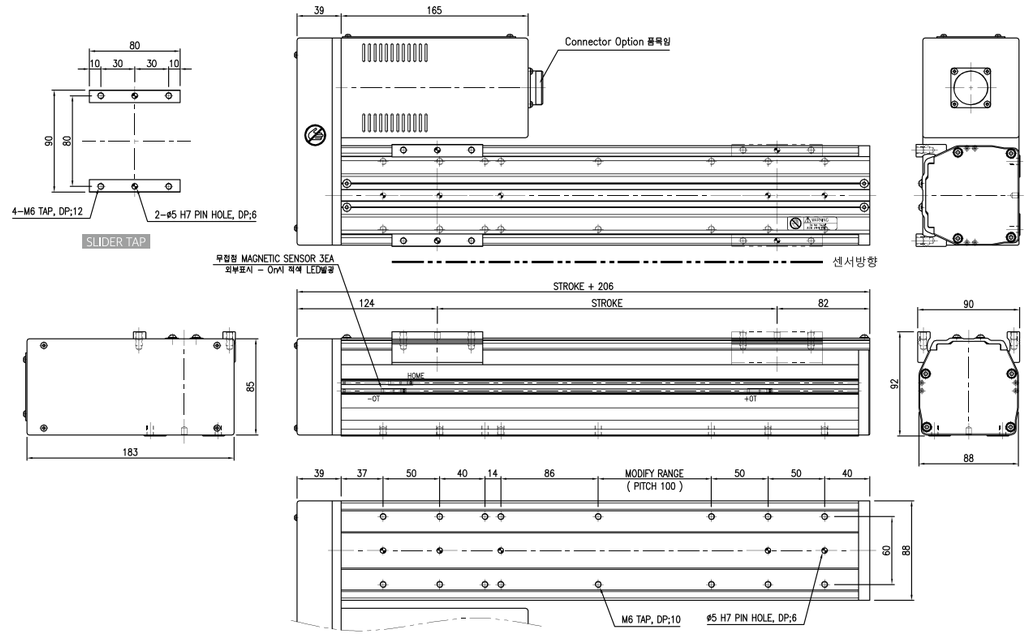

LP092-LB1 / RB1(대칭)

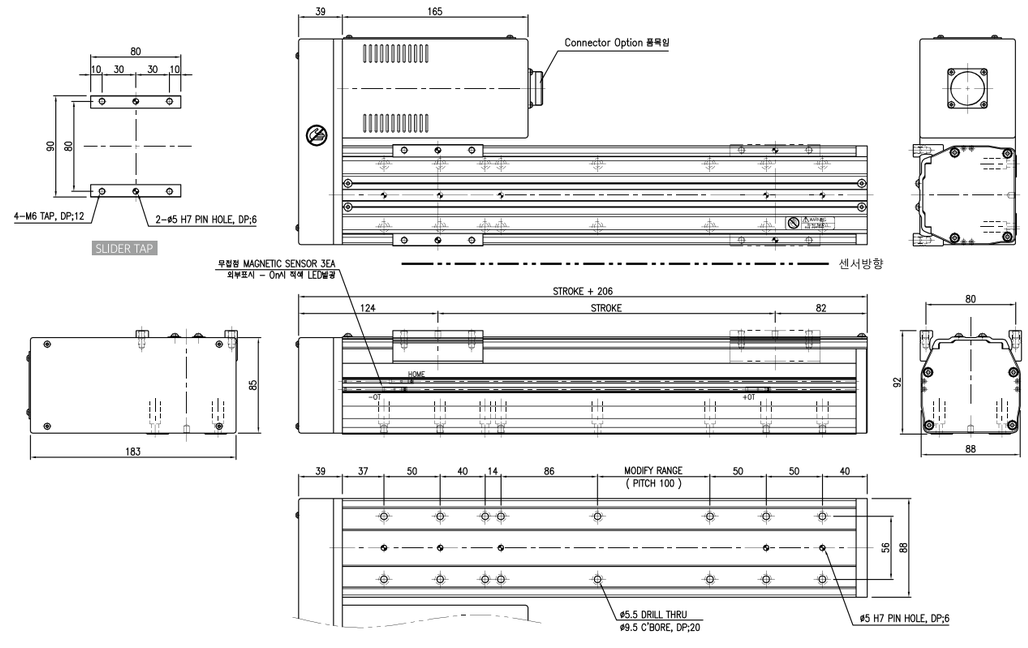

LP092-UT1

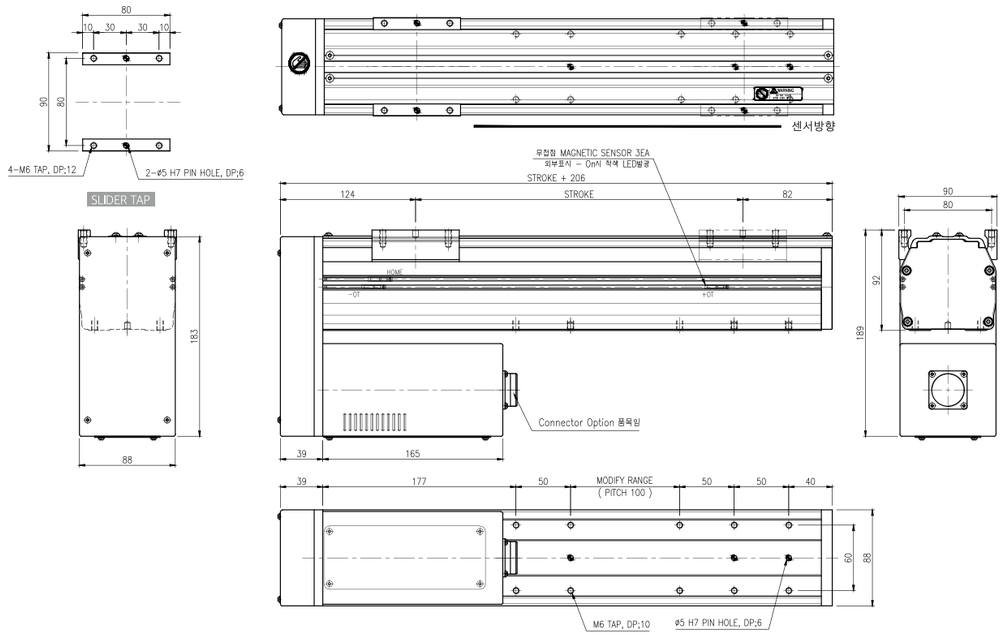

LP092-UB1

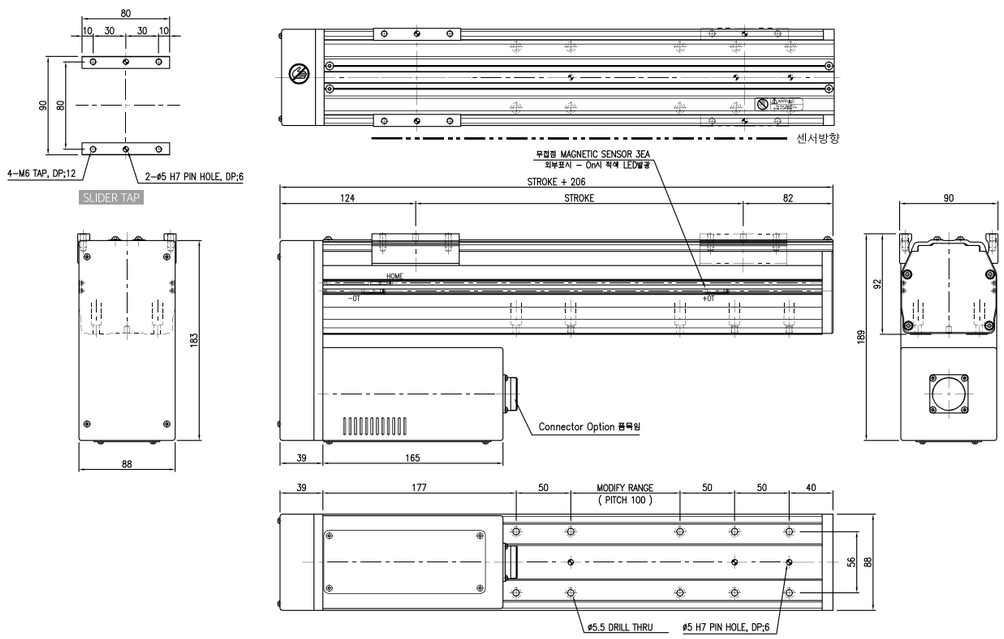

LP092 Series

Specification

• AC Servo Motor Output	100W	200W
• AC Servo Motor RPM	3000 RPM	
• Repeatability	±0.02 mm	
• Deceleration Mechanism	Ball Screw(Class 7), Ø15 Lead 20mm, 10mm, 5mm	
• Stroke (mm)	10 ~ 1300	
• LM Guide Bearing	One Way 20W-2BLOCK	
• Main Base & Slider	Aluminum Profile, Soft Anodizing	
• Base Second Moment of Area(mm^4)	Ix = 5.45E + 05, Iy = 1.77E + 06	

Stroke By Max Speed

Stroke (mm)			100	200	300	400	500	600	700	800	900	1000	1100	1200	1300
Max Speed (mm/sec)	Ø15	Lead 20mm	1000						855	686	560	465	395	340	295
		Lead 10mm	500						420	335	275	230	195	165	-
		Lead 05mm	250						210	165	138	115	95	80	-

주1) Stroke 1300mm 초과 사용 시 당사로 필히 문의 요망. 주2) 상기 속도표는 Ball Screw 고정-지지 시 Max 값임.

가반 하중(Max Payload)

Stroke (mm)			100W	200W
Max Payload (kg)	Ø15	Lead 20mm	Horizontal : 4	Horizontal : 15
			Vertical : 2.5	Vertical : 8
		Lead 10mm	Horizontal : 20	Horizontal : 30
			Vertical : 8	Vertical : 20

주1) Stroke : 300mm, Speed : Max Speed, Acceleration : 0.2 sec, Servo motor Rotate : 3000rpm, Pause Time : 0 sec
Lm Guide 수명 조건 : 정하중, 분당왕복수 : Max, 수명시간&거리 : 20000이상 조건임.

주2) 벽면부착(Wall Mount)사용 조건 시 당사로 문의 요망.

Robot Weight

Stroke (mm)			100	200	300	400	500	600	700	800	900	1000	1100	1200	1300
Weight (Kg)	Straight	100W	7.8	8.7	9.6	10.5	11.4	12.3	13.2	14.1	15	15.9	16.8	17.7	18.6
		200W	8.1	9	9.9	10.8	11.7	12.6	13.5	14.4	15.3	16.2	17.1	18	18.9
	Parallel	100W	6.9	7.8	8.7	9.6	10.5	11.4	12.3	13.2	14.1	15	15.9	16.8	17.7
		200W	7.3	8.2	9.1	10	10.9	11.8	12.7	13.6	14.5	15.4	16.3	17.2	18.1

The weight of the model equipped with a brake is 0.35Kg(0.65Kg) heavier than this value.

LP092-ST-10

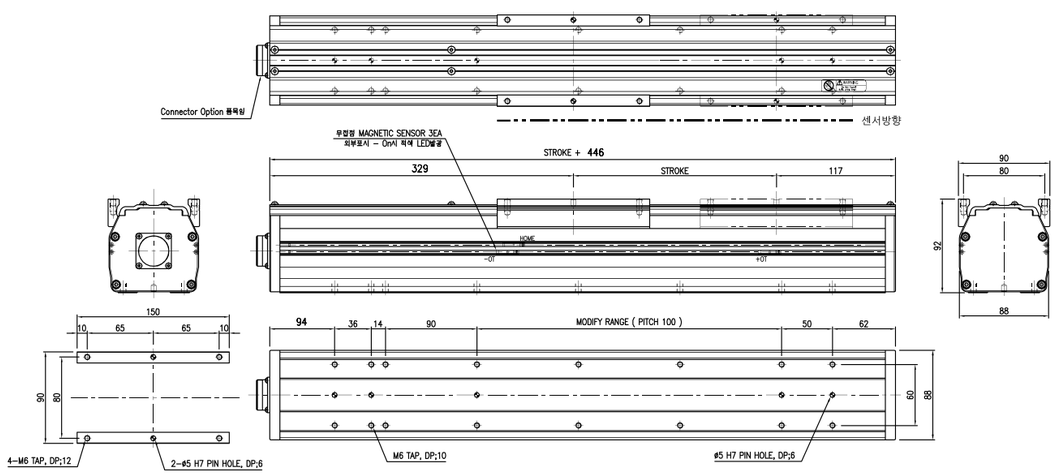

SLIDER TAP

LP092-ST-20

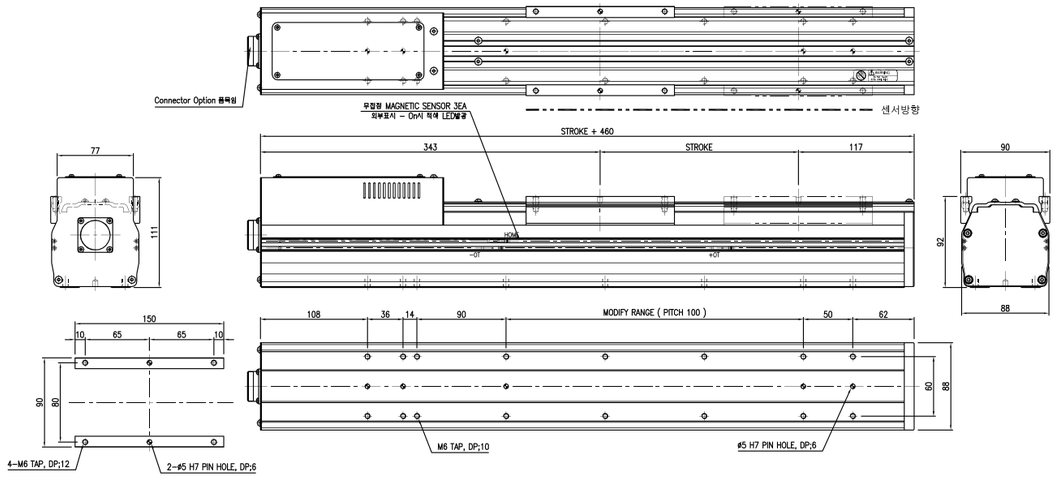

SLIDER TAP

LP092-SB-10

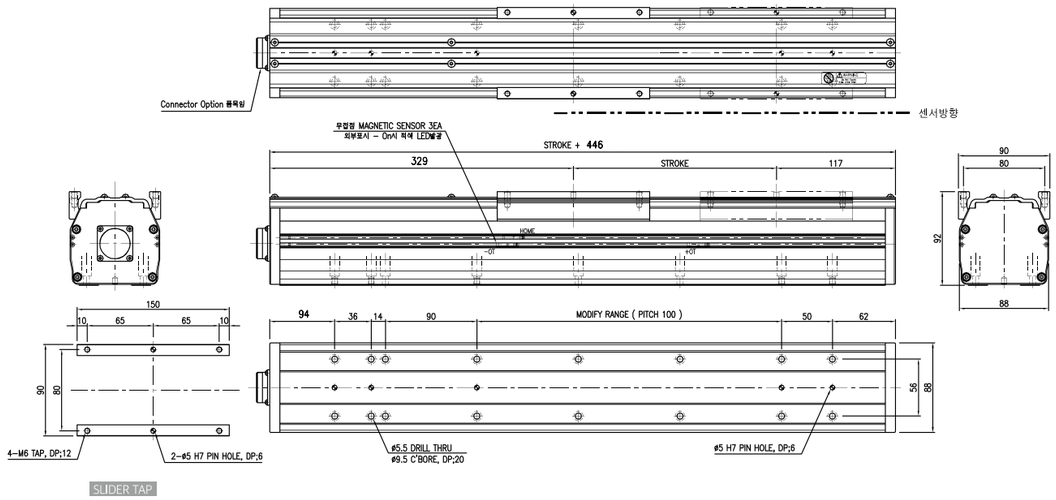

SLIDER TAP

LP092-SB-20

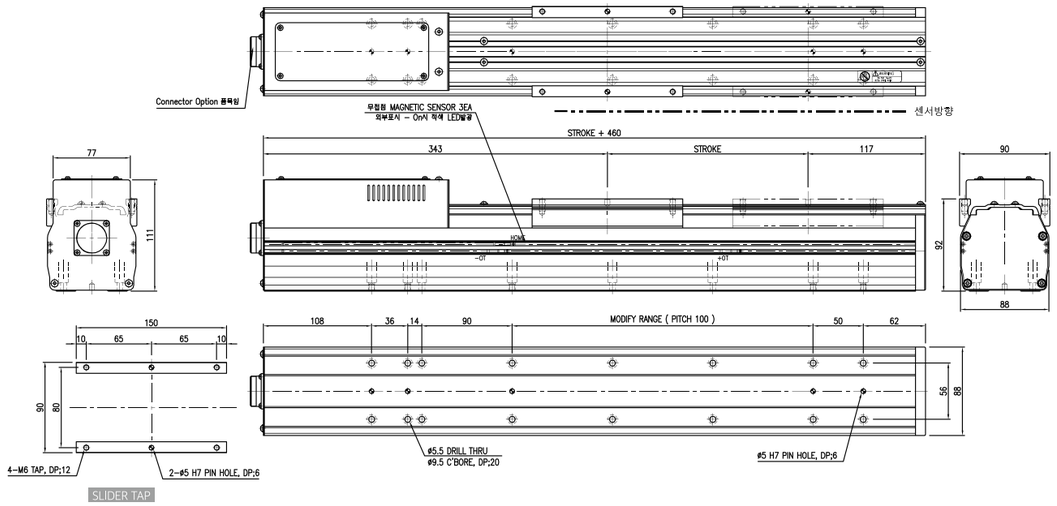

SLIDER TAP

LP092-LT / RT(대칭)

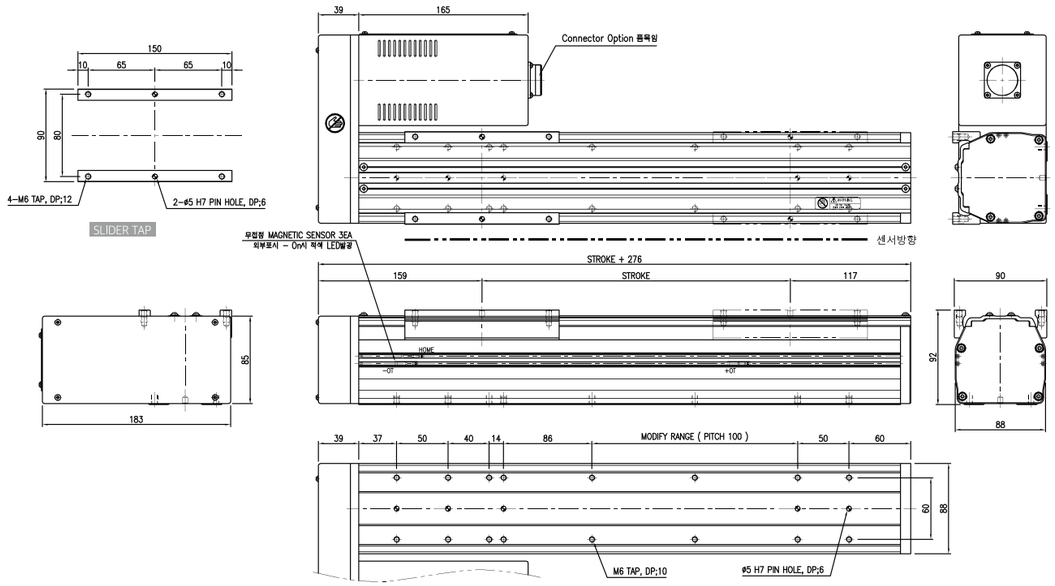

LP092-UT

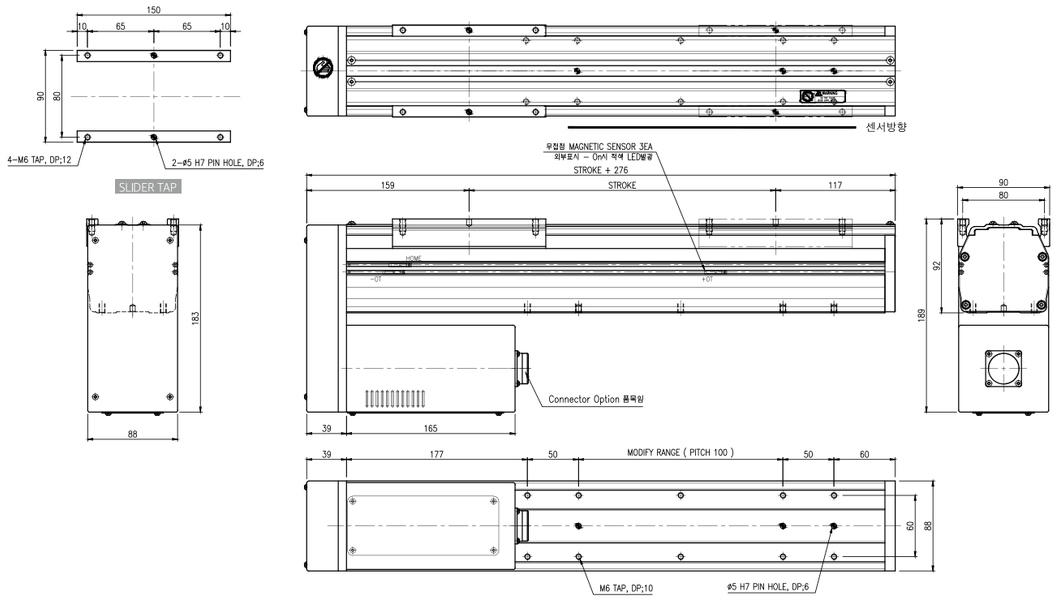

LP092-LB / RB(대칭)

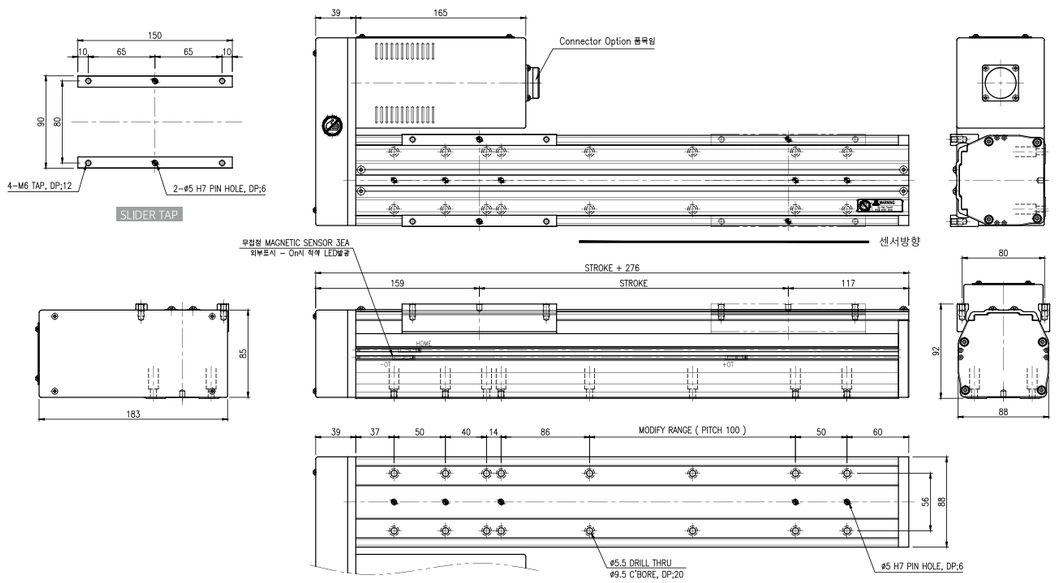

LP092-UB

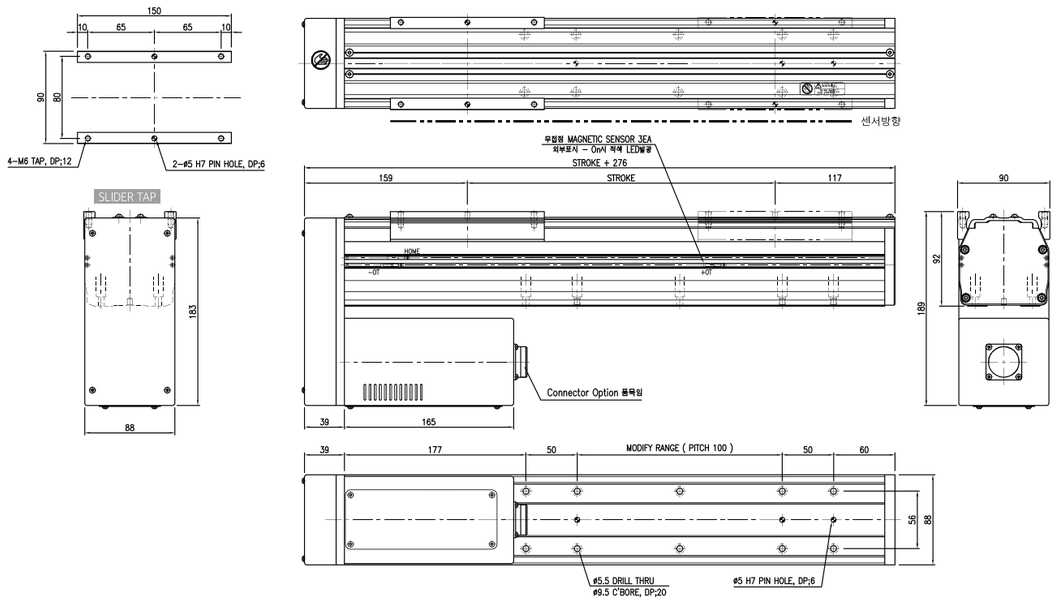

LP120 Series

Specification

• AC Servo Motor Output	200W	400W
• AC Servo Motor RPM	3000 RPM	
• Repeatability	±0.02 mm	
• Deceleration Mechanism	Ball Screw(Class 7), Ø15 Lead 20mm, 10mm, 5mm	
• Stroke (mm)	10 ~ 1500	
• LM Guide Bearing	Two Way 15W-2BLOCK	
• Main Base & Slider	Aluminum Profile, Soft Anodizing	
• Base Second Moment of Area(mm^4)	Ix = 4.71E + 05, Iy = 4.66E + 06	

Stroke By Max Speed

Stroke (mm)			100	200	300	400	500	600	700	800	900	1000	1100	1200	1300	1400	1500
Max Speed (mm/sec)	Ø15	Lead 20mm	1000						945	750	610	505	425	360	310	270	240
		Lead 10mm	500						465	370	300	245	205	175	150	-	-
		Lead 05mm	250						230	185	150	120	105	85	75	-	-

주1) Stroke 1500mm 초과 사용 시 당사로 필히 문의 요망. 주2) 상기 속도표는 Ball Screw 고정-지지 시 Max 값임.

가반 하중(Max Payload)

Stroke (mm)			200W	400W
Max Payload (kg)	Ø15	Lead 20mm	Horizontal : 28	Horizontal : 45
			Vertical : 10	Vertical : 20
		Lead 10mm	Horizontal : 50	Horizontal : 80
			Vertical : 22	Vertical : 38

주1) Stroke : 500mm, Speed : Max Speed, Acceleration : 0.2 sec, Servo motor Rotate : 3000rpm, Pause Time : 0 sec
Lm Guide 수명 조건 : 정하중, 분당왕복수 : Max, 수명시간&거리 : 20000이상 조건임.

주2) 벽면부착(Wall Mount)사용 조건 시 당사로 문의 요망.

Robot Weight

Stroke (mm)			100	200	300	400	500	600	700	800	900	1000	1100	1200	1300	1400	1300
Weight (Kg)	Straight	200W	9.6	10.4	11.2	12.0	12.8	13.6	14.4	15.2	16.0	16.8	17.6	18.4	19.2	20.0	20.8
		400W	10.1	10.9	11.7	12.5	13.3	14.1	14.9	15.7	16.5	17.3	18.1	18.9	19.7	20.5	21.3
	Parallel	200W	8..8	9.6	10.4	11.2	12.0	12.8	13.6	14.4	15.2	16.0	16.8	17.6	18.4	19.2	20.0
		400W	9.3	10.1	10.9	11.7	12.5	13.3	14.1	14.9	15.7	16.5	17.3	18.1	18.9	19.7	20.5

The weight of the model equipped with a brake is 0.65Kg heavier than this value.

LP120-ST

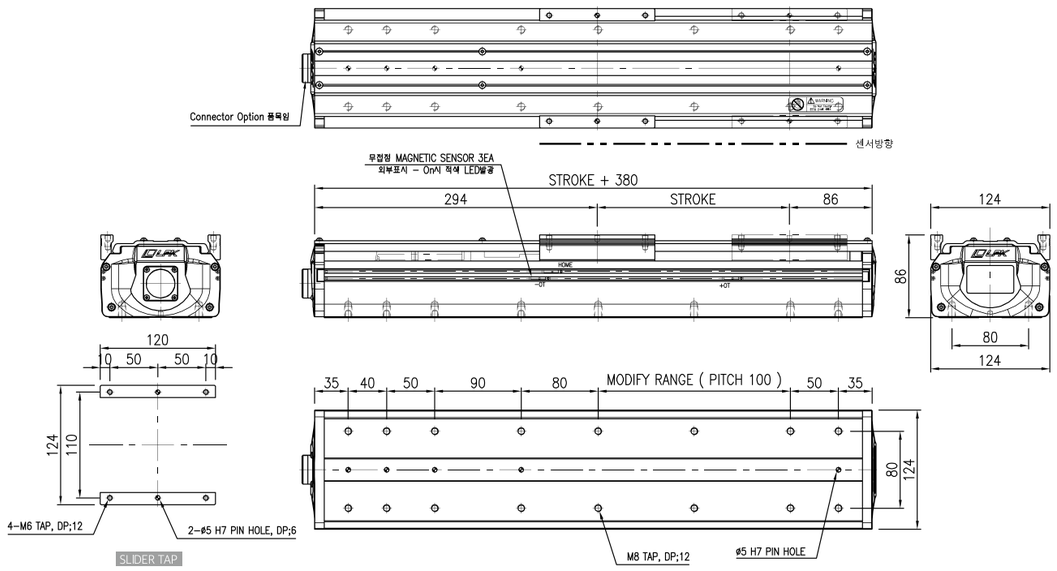

LP120-SB

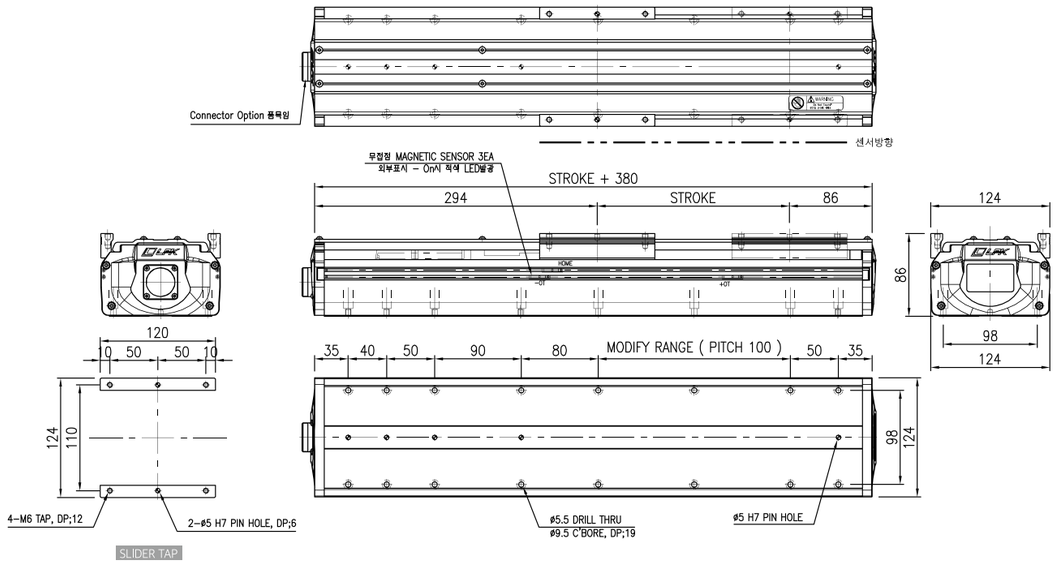

LP120-LT / RT(대칭)

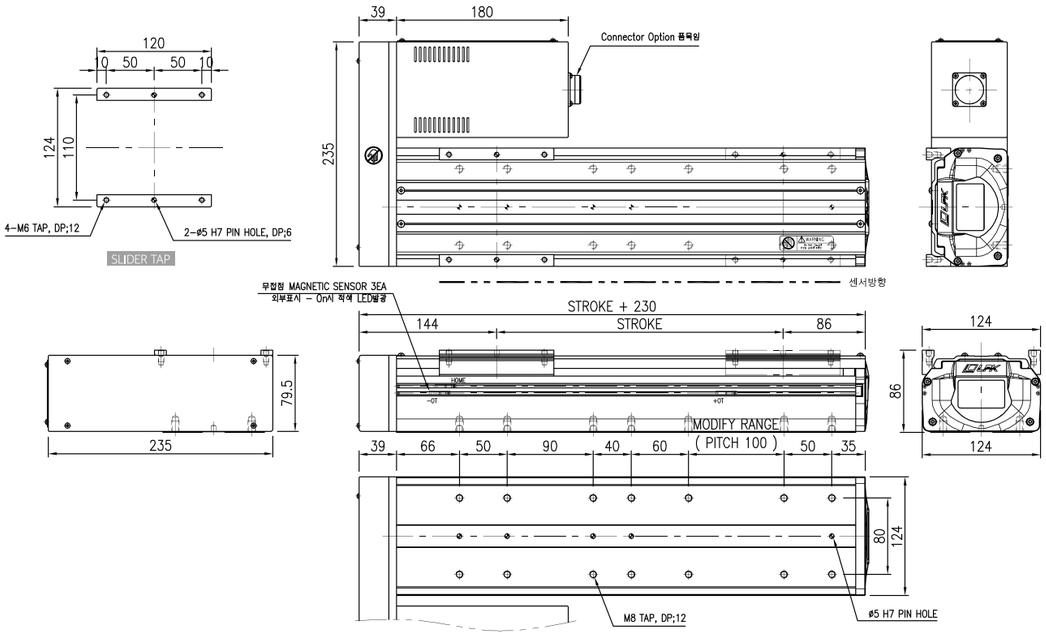

LP120-UT

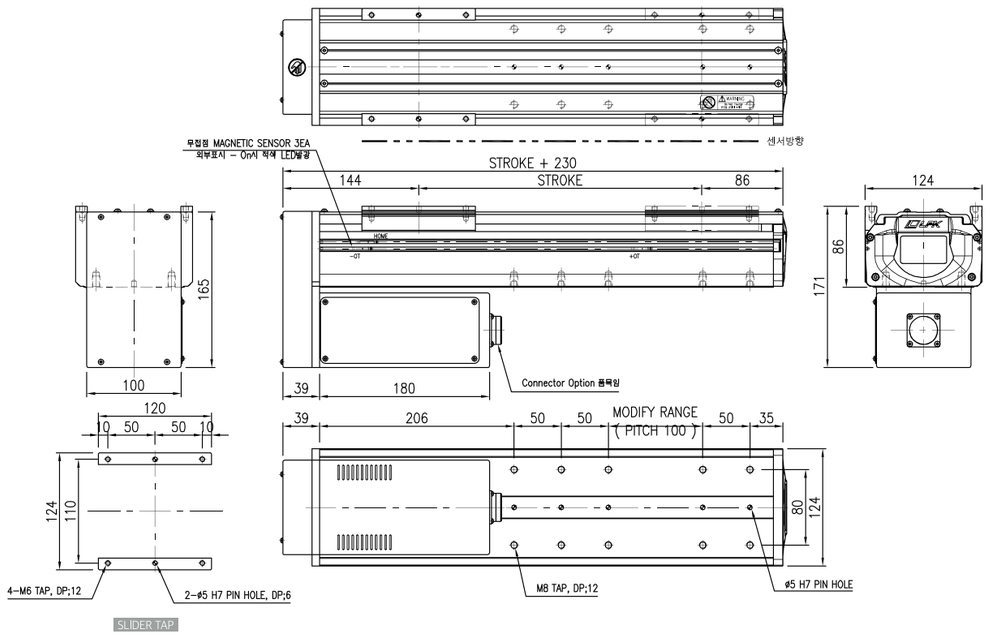

LP120-LB / RB(대칭)

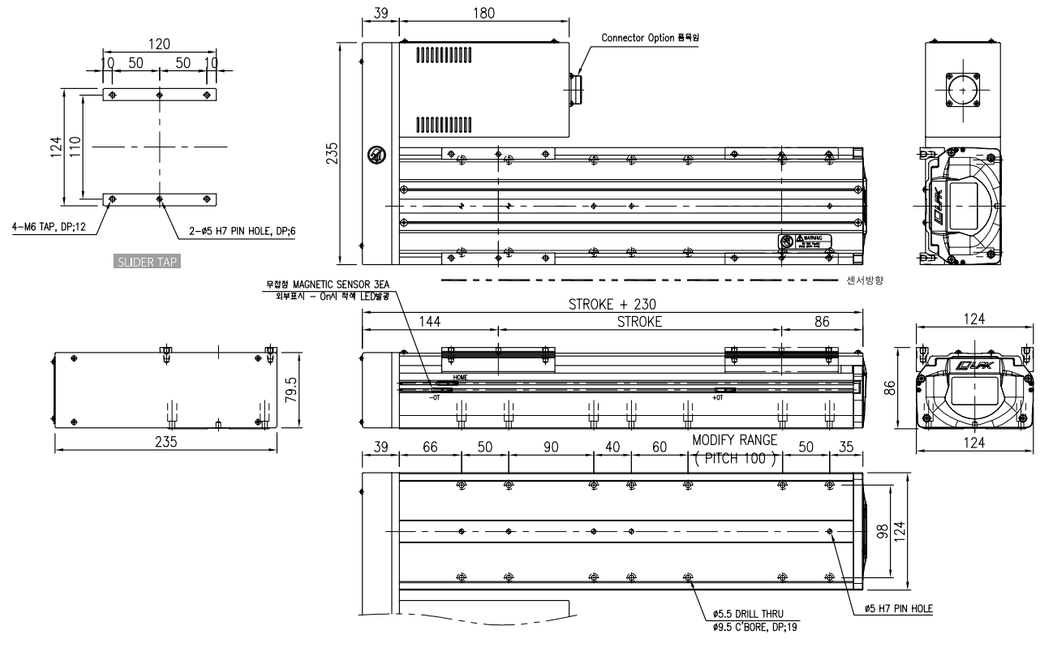

LP120-UB

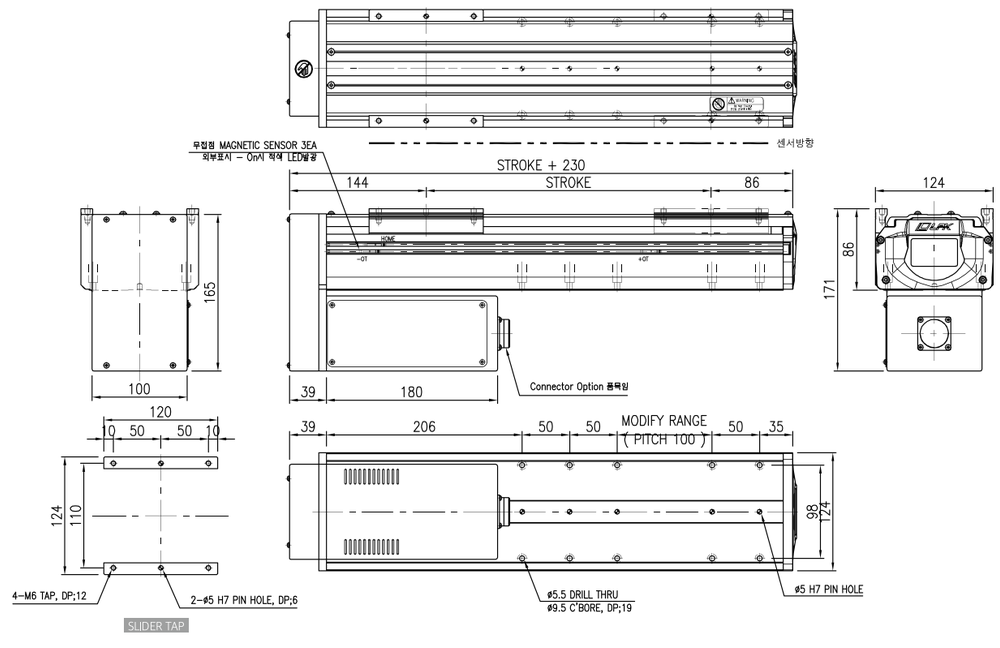

LP160 Series

Specification

• AC Servo Motor Output	400W	750W
• AC Servo Motor RPM	3000 RPM	
• Repeatability	±0.02 mm	
• Deceleration Mechanism	Ball Screw(Class 7), Ø15, Ø20 Lead 20mm, 10mm, 5mm	
• Stroke (mm)	10 ~ 2200	
• LM Guide Bearing	Two Way 20W-2BLOCK	
• Main Base & Slider	Aluminum Profile, Soft Anodizing	
• Base Second Moment of Area(mm^4)	Ix = 8.41E + 05, Iy = 1.01E + 07	

Stroke By Max Speed

Stroke (mm)			100	200	300	400	500	600	700	800	900	1000	1100	1200	1300	1400	1500	1600	1700	1800	1900	2000	2100	2200
Max Speed (mm/sec)	Ø15	Lead 20mm	1000						825	-	-	-	-	-	-	-	-	-	-	-	-	-	-	-
		Lead 10mm	500						405	-	-	-	-	-	-	-	-	-	-	-	-	-	-	-
		Lead 05mm	250						200	-	-	-	-	-	-	-	-	-	-	-	-	-	-	-
	Ø20	Lead 20mm	1000							895	735	615	520	450	390	340	300	270	240	215	195	180	160	150
		Lead 10mm	500							460	375	315	265	230	200	175	155	135	120	-	-	-	-	-
		Lead 05mm	250							230	185	155	130	115	100	85	75	65	60	-	-	-	-	-

주1) Stroke 2200mm 초과 사용 시 당사로 필히 문의 요망. 주2) 상기 속도표는 Ball Screw 고정-지지 시 Max 값임.

가반 하중(Max Payload)

Stroke (mm)			400W	750W			400W	750W
Max Payload (kg)	Ø15	Lead 20mm	Horizontal : 35	Horizontal : 80	Ø20	Lead 20mm	Horizontal : 30	Horizontal : 70
			Vertical : 20	Vertical : 30			Vertical : 20	Vertical : 30
		Lead 10mm	Horizontal : 80	Horizontal : 80		Lead 10mm	Horizontal : 75	Horizontal : 80
			Vertical : 40	Vertical : 45			Vertical : 40	Vertical : 45

주1) Stroke : 500mm, Speed : Max Speed, Acceleration : 0.2 sec, Servo motor Rotate : 3000rpm, Pause Time : 0 sec
Lm Guide 수명 조건 : 정하중, 분당왕복수 : Max, 수명시간&거리 : 20000이상 조건임.

주2) 벽면부착(Wall Mount)사용 조건 시 당사로 문의 요망.

Robot Weight

Stroke (mm)			100	200	300	400	500	600	700	800	900	1000	1100	1200	1300	1400	1500	1600	1700	1800	1900	2000	2100	2200
Weight (Kg)	Straight	400W	15.8	17.6	19.4	21.2	23.0	24.8	26.6	28.4	30.2	32.0	33.8	35.6	37.4	39.2	41.0	42.8	44.6	46.4	48.2	50.0	51.8	53.6
		750W	17.2	19.0	20.8	22.6	24.4	26.2	28.0	29.8	31.6	33.4	35.2	37.0	38.8	40.6	42.4	44.2	46.0	47.8	49.6	51.4	53.2	55.0
	Parallel	400W	17.2	18.5	19.8	21.1	22.4	23.7	25.0	26.3	27.6	28.9	30.2	31.5	32.8	34.1	35.4	36.7	38.0	39.3	40.6	41.9	43.2	44.5
		750W	18.6	19.9	21.2	22.5	23.8	25.1	26.4	27.7	29.0	30.3	31.6	32.9	34.2	35.5	36.8	38.1	39.4	40.7	42.0	43.3	44.6	45.9

The weight of the model equipped with a brake is 0.65Kg (1.2Kg) heavier than this value.

LP160-ST



LP160-SB

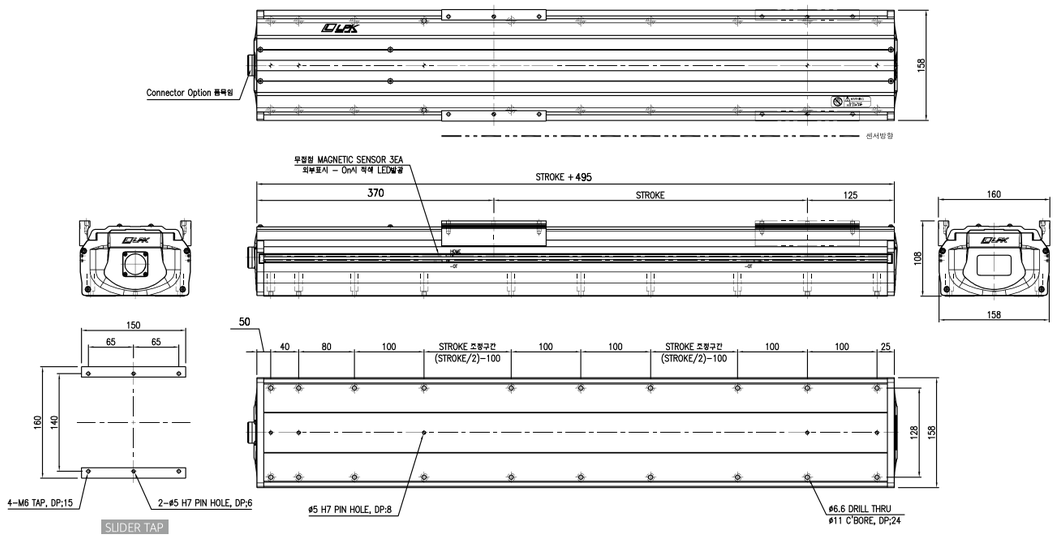

LP160-LT / RT(대칭)

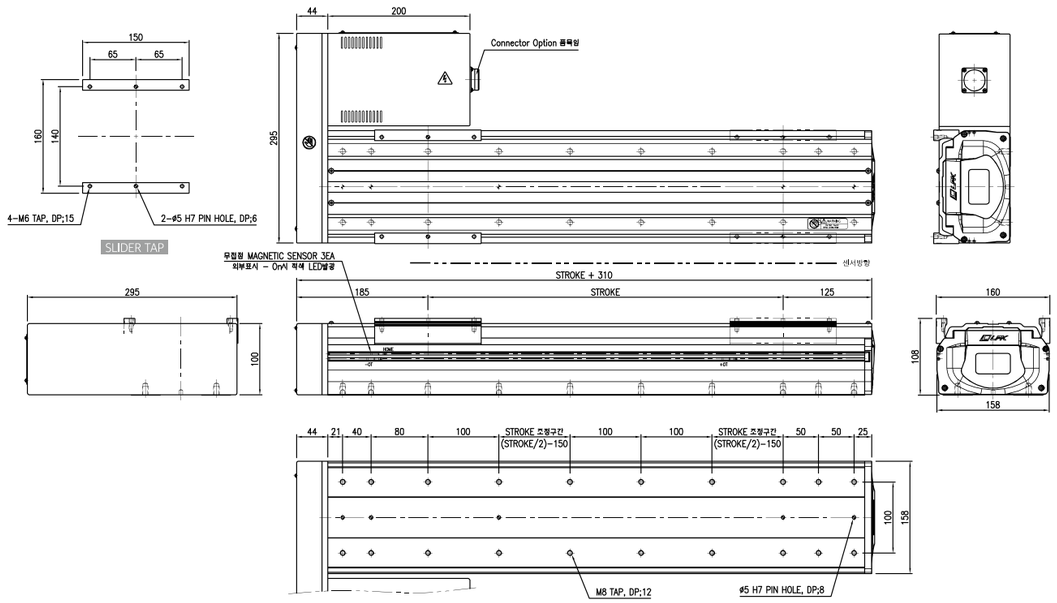

LP160-UT

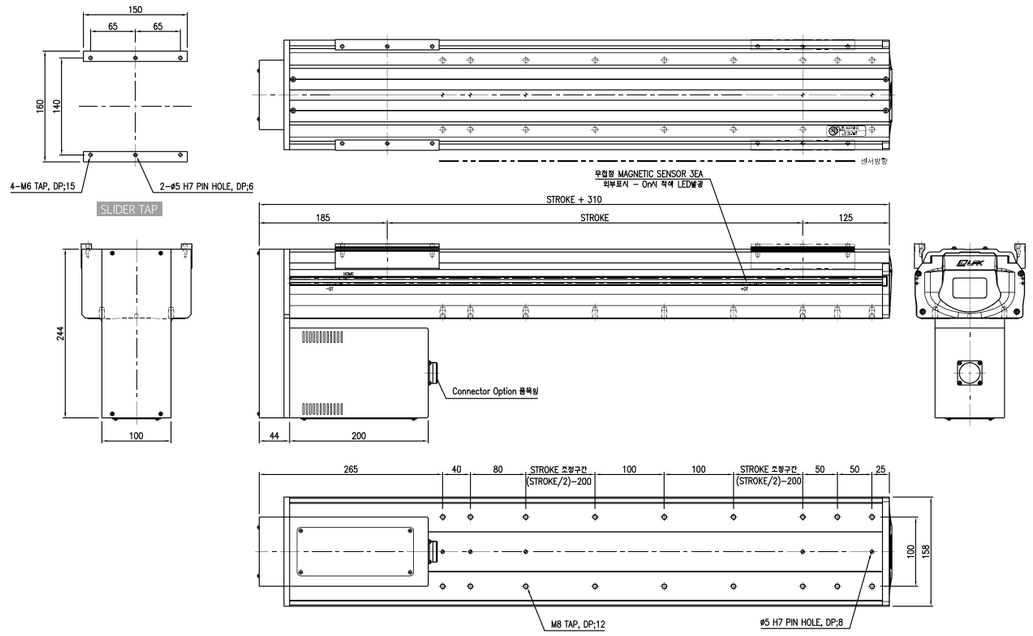

LP160-LB / RB(대칭)

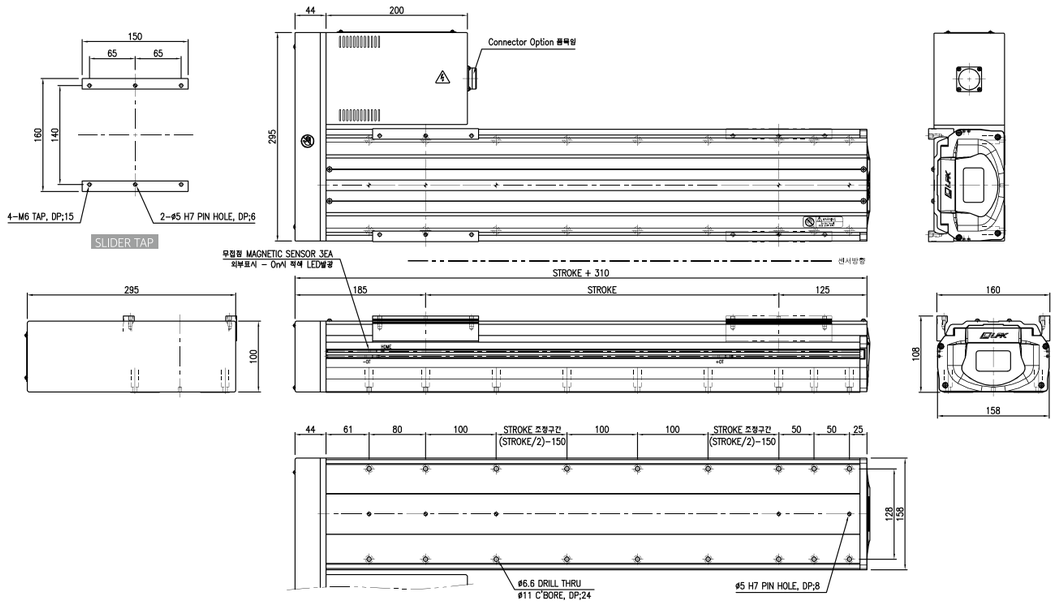

LP160-UB

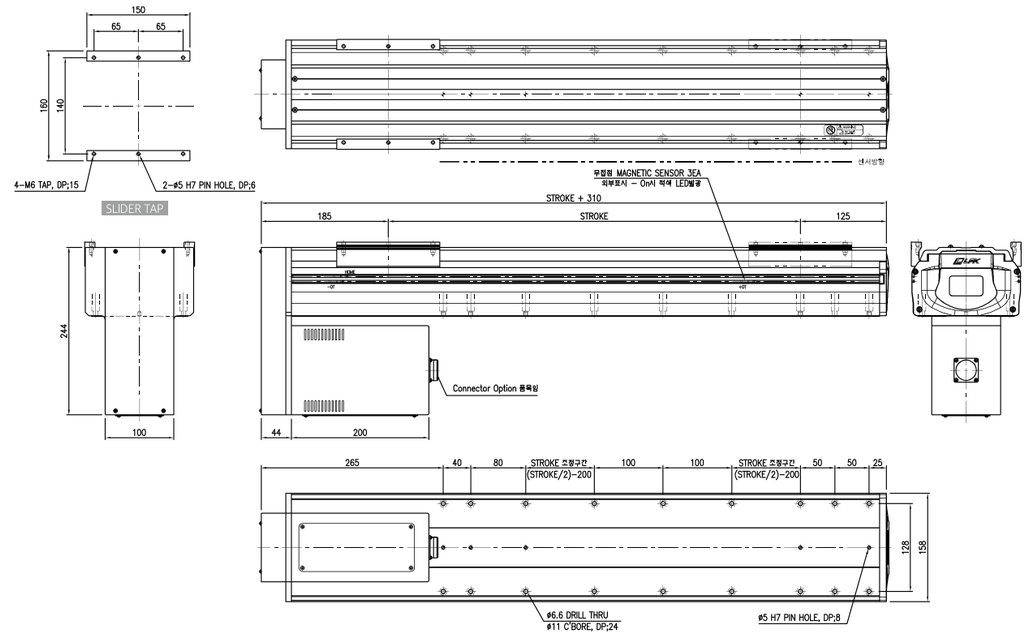

LP200 Series

Specification

• AC Servo Motor Output	400W	750W
• AC Servo Motor RPM	3000 RPM	
• Repeatability	±0.02 mm	
• Deceleration Mechanism	Ball Screw(Class 7), Ø20 Lead 20mm, 10mm, 5mm	
• Stroke (mm)	10 ~ 2100	
• LM Guide Bearing	Two Way 25W-2BLOCK	
• Main Base & Slider	Aluminum Profile, Soft Anodizing	
• Base Second Moment of Area(mm^4)	Ix = 2.03E + 06, Iy = 2.46E + 07	

Stroke By Max Speed

Stroke (mm)			100	200	300	400	500	600	700	800	900	1000	1100	1200	1300	1400	1500	1600	1700	1800	1900	2000	2100
Max Speed (mm/sec)	Ø20	Lead 20mm	1000							870	715	600	510	440	380	335	295	265	235	210	190	175	160
		Lead 10mm	500							445	365	305	260	225	195	170	150	135	-	-	-	-	-
		Lead 05mm	250							220	180	150	130	110	95	85	75	65	-	-	-	-	-

주1) Stroke 2100mm 초과 사용 시 당사로 필히 문의 요망. 주2) 상기 속도표는 Ball Screw 고정-지지 시 Max 값임.

가반 하중(Max Payload)

Stroke (mm)			400W	750W
Max Payload (kg)	Ø20	Lead 20mm	Horizontal : 50	Horizontal : 100
			Vertical : 20	Vertical : 38
		Lead 10mm	Horizontal : 80	Horizontal : 120
			Vertical : 40	Vertical : 60

주1) Stroke : 500mm, Speed : Max Speed, Acceleration : 0.2 sec, Servo motor Rotate : 3000rpm, Pause Time : 0 sec
Lm Guide 수명 조건 : 정하중, 분당왕복수 : Max, 수명시간&거리 : 20000이상 조건임.

주2) 벽면부착(Wall Mount)사용 조건 시 당사로 문의 요망.

Robot Weight

Stroke (mm)			100	200	300	400	500	600	700	800	900	1000	1100	1200	1300	1400	1500	1600	1700	1800	1900	2000	2100
Weight (Kg)	Straight	400W	24.6	26.6	28.6	30.6	32.6	34.6	36.6	38.6	40.6	42.6	44.6	46.6	48.6	50.6	52.6	54.6	56.6	58.6	60.6	62.6	64.6
		750W	26.0	28.0	30.0	32.0	34.0	36.0	38.0	40.0	42.0	44.0	46.0	48.0	50.0	52.0	54.0	56.0	58.0	60.0	62.0	64.0	66.0
	Parallel	400W	23.1	25.1	27.1	29.1	31.1	33.1	35.1	37.1	39.1	41.1	43.1	45.1	47.1	49.1	51.1	53.1	55.1	57.1	59.1	61.1	63.1
		750W	24.5	26.5	28.5	30.5	32.5	34.5	36.5	38.5	40.5	42.5	44.5	46.5	48.5	50.5	52.5	54.5	56.5	58.5	60.5	62.5	64.5

The weight of the model equipped with a brake is 0.65Kg (1.2Kg) heavier than this value.

LP200-ST

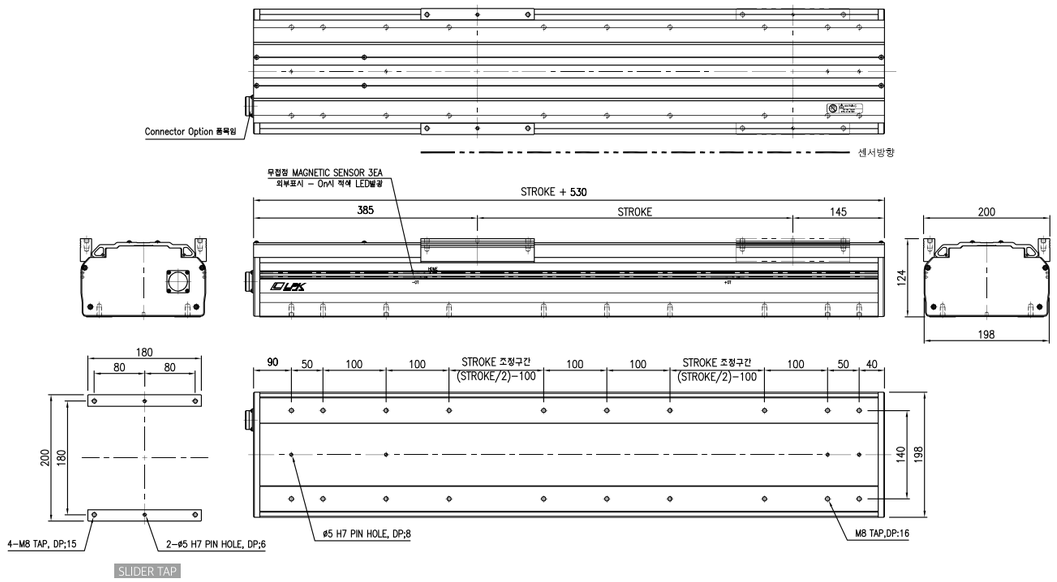

LP200-SB

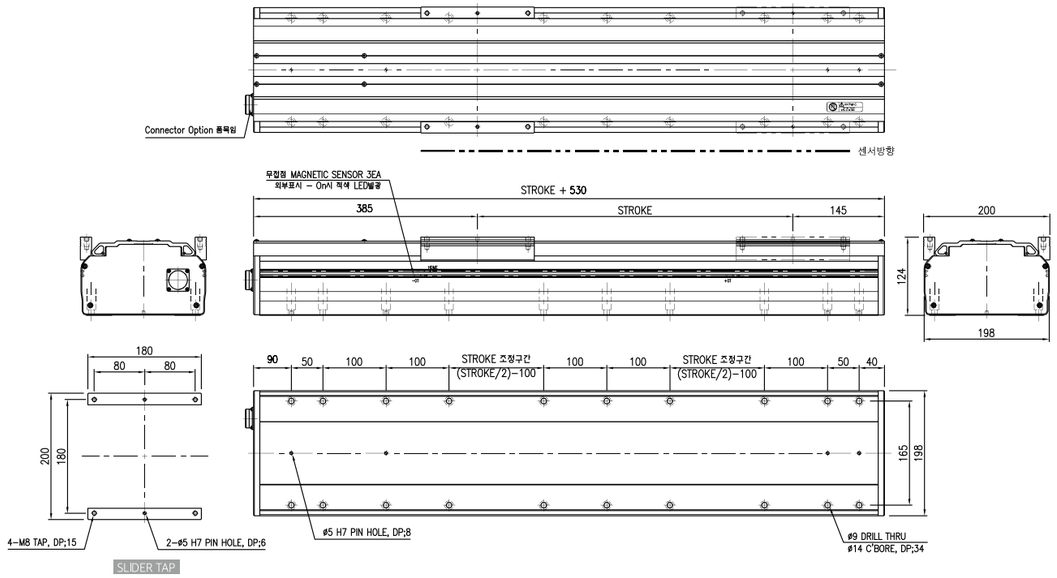

LP200-LT / RT(대칭)

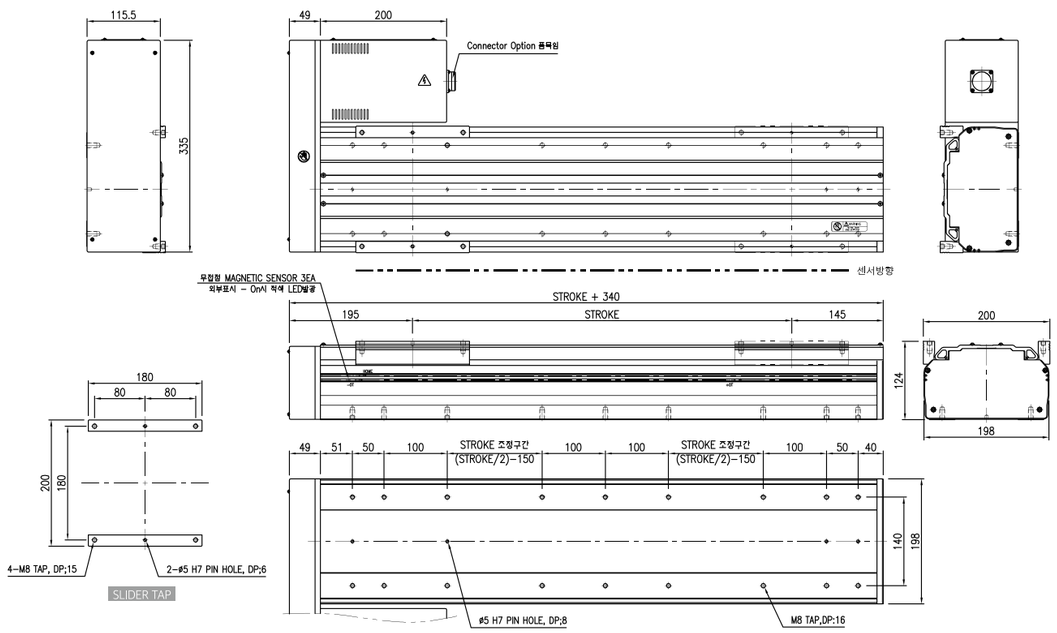

LP200-UT

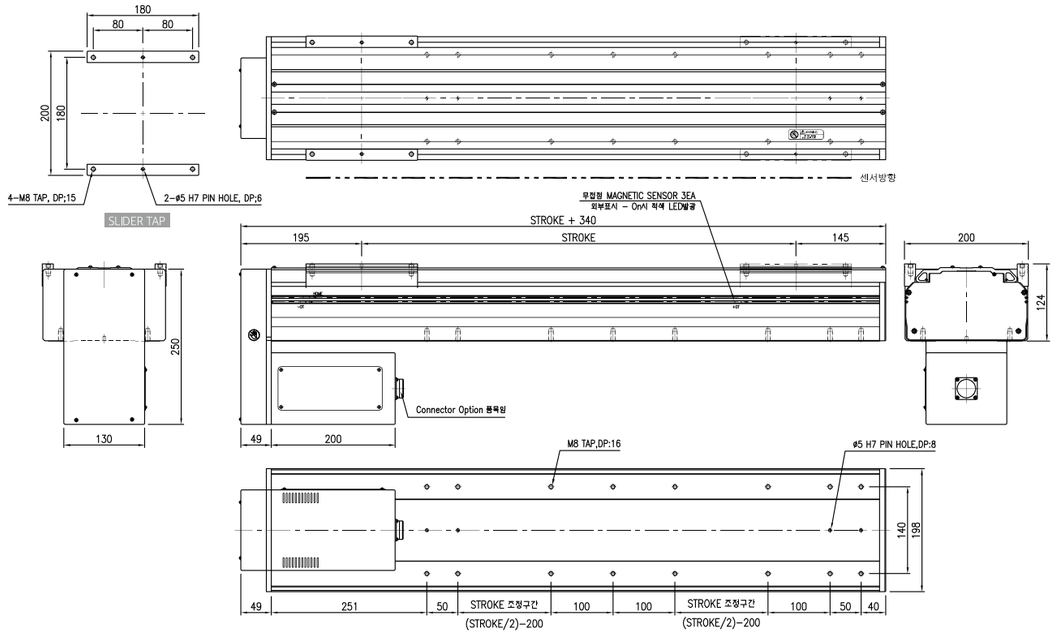

LP200-LB / RB(대칭)

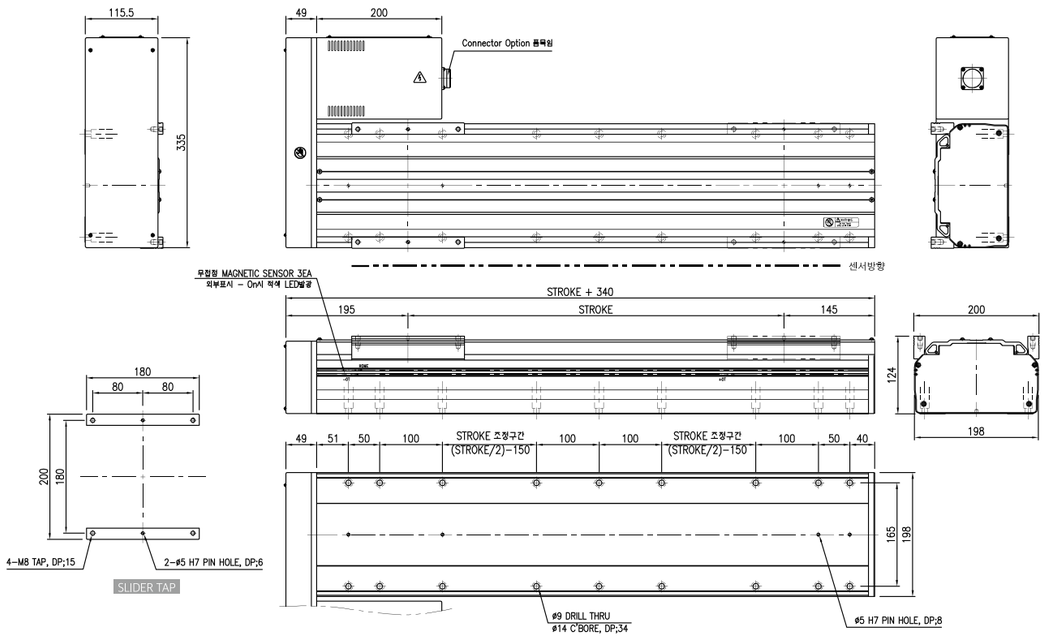

LP200-UB

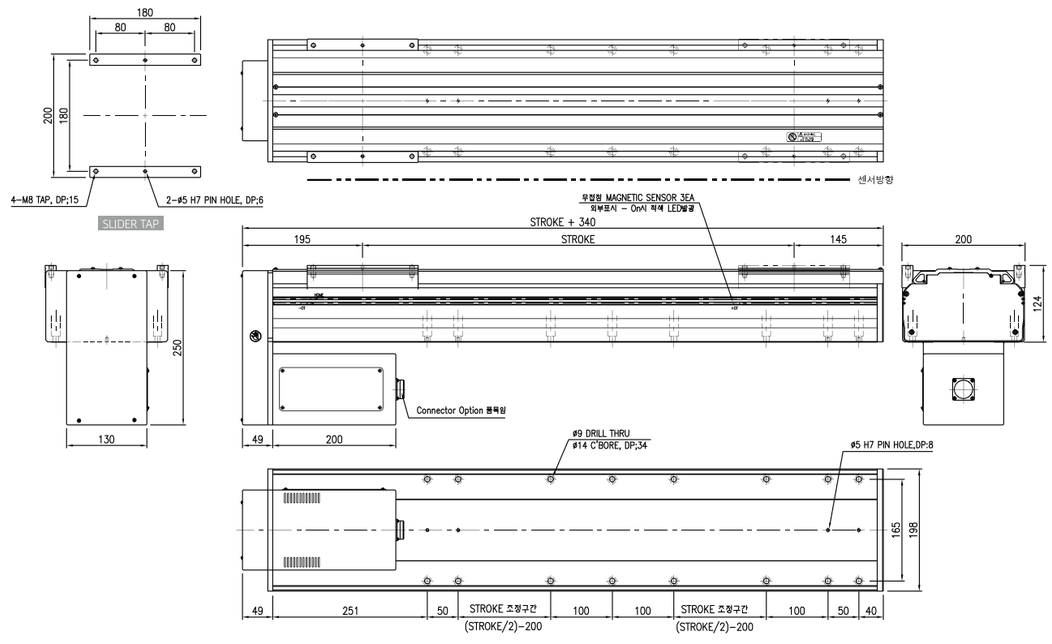

LPK ROBOTICS

직교로봇 LDP 시리즈

Cartesian Dust Robot Series

LDP068

LDP092

LDP120

LDP160

LDP200



*LDP120-ST1

LPK ROBOTICS

LDP-Series Model Code

LDP	120	-	2	S	T1	-	800L	-	40	B	R5	-	S	1530	-	B	R1	E1	C
①	②		③	④	⑤		⑥		⑦	⑧	⑨		⑩	⑪		⑫	⑬	⑭	⑮

❶ 형식 Type

LDP - LPK Robotics Co., Ltd. Dust Cartesian Robot, Ball Screw Type

❷ Model

068 - Robot Body Width 68 mm, Height 78, Slide Width 120mm
092 - Robot Body Width 88 mm, Height 92, Slide Width 158mm
120 - Robot Body Width 124 mm, Height 86, Slide Width 198mm
160 - Robot Body Width 158 mm, Height 108, Slide Width 250mm
200 - Robot Body Width 198 mm, Height 124, Slide Width 302mm

❸ Slide Table Q'ty

None - Slide Table 1 Set (Standard)
2~5 - Slide Table Q'ty (Option)

❹ Motor Shape

S - Straight Coupling Type
L - Parallel Left Pulley Type
R - Parallel Right Pulley Type
U - Parallel Under Pulley Type

❺ Base Mount Hole

T - Tap Type
T1 - Tap Type - Lm Block 1Block (LDP092 Only-Option)
T2 - Tap Type - Lm Block 2Block (LDP068 Only-Option)
B - Counter Bore Type
B1 - Counter Bore Type - Lm Block 1Block (LDP092 Only-Option)
B2 - Counter Bore Type - Lm Block 2Block (LDP092 Only-Option)

❻ Stroke

Counter Bore Type - Lm Block 2Block (LDP092 Only-Option)

❼ Motor Capacity

05 - Motor Rated Output 50W
10 - Motor Rated Output 100W
20 - Motor Rated Output 200W
40 - Motor Rated Output 400W
75 - Motor Rated Output 750W
1K - Motor Rated Output 1KW (Option)

❽ Motor Brake

None - Without Brake
B - With Brake

❾ Reduction Gear Ratio Option

None - Without Brake
R3~10 - With Reduction Gear Ratio (Option)

❿ Speed (Motor 3000 rpm)

L - Ball Screw Pitch 5 mm (250 mm/sec)
N - Ball Screw Pitch 10 mm (500 mm/sec)
H - Ball Screw Pitch 20 mm (1000 mm/sec)
S - User Special Ball Screw (Option)

⓫ Speed Special Option

1530 - Ball Screw Diameter(15) & Lead(30) (User Option)

⓬ Robot Color Option

None - Soft White Anodizing (Standard)
B - Soft Black Anodizing

⓭ Surface Treatment Option

None - Without Surface Treatment (Standard)
R1 - LM Rail Raydent
S1 - Ball Screw Shaft Raydent
RS1 - LM Rail + Ball Screw Shaft Raydent
RS2 - LM Rail and Block + Ball Screw Shaft and Nut Raydent

⓮ Sensor Option

E1 - External Photo Sensor Only (Standard)
E2 - External Photo Sensor + Connector
E3 - External Photo Sensor + Connector + Cable

⓯ Cableveyor Option

None - Without Cableveyor (Standard)
C - With Cableveyor

LDP068 Series

Specification

• AC Servo Motor Output	100W
• AC Servo Motor RPM	3000 RPM
• Repeatability	±0.02 mm
• Deceleration Mechanism	Ball Screw(Class 7), Ø15 Lead 20mm, 10mm, 5mm
• Stroke (mm)	10 ~ 1300
• LM Guide Bearing	One Way 15W-1BLOCK
• Main Base & Slider	Aluminum Profile, Soft Anodizing
• Base Second Moment of Area(mm^4)	Ix = 3.41E + 05, Iy =7.43E + 05

Stroke By Max Speed

Stroke (mm)			100	200	300	400	500	600	700	800	900	1000	1100	1200	1300
Max Speed (mm/sec)	Ø15	Lead 20mm	450	900	1000				975	770	620	515	430	365	315
		Lead 10mm	450	500					480	375	305	250	210	180	155
		Lead 05mm	250						240	190	150	125	105	90	75

주1) Stroke 1500mm 초과 사용 시 당사로 필히 문의 요망. 주2) 상기 속도표는 Ball Screw 고정-지지 시 Max 값임.

가반 하중(Max Payload)

Stroke (mm)			100W
Max Payload (kg)	Ø15	Lead 20mm	Horizontal : 2.5
			Vertical : 2.5
		Lead 10mm	Horizontal : 12
			Vertical : 5
		Lead 10mm	Horizontal : 25
			Vertical : 6

주1) Stroke : 300mm, Speed : Max Speed, Acceleration : 0.2 sec
Servo motor Rotate : 3000rpm, Pause Time : 0 sec
Lm Guide 수명 조건 : 정하중, 분당왕복수 : Max, 수명시간&거리 : 20000이상 조건임.
주2) 벽면부착(Wall Mount)사용 조건 시 당사로 문의 요망.

Robot Weight

Stroke (mm)		100	200	300	400	500	600	700	800	900	1000	1100	1200	1300
Weight (Kg)	Straight	5.3	6.1	6.9	7.7	8.5	9.3	10.1	10.9	11.7	12.5	13.3	14.1	14.9
	Parallel	5.5	6.3	7.1	7.9	8.7	9.5	10.3	11.1	11.9	12.7	13.5	14.3	15.1

The weight of the model equipped with a brake is 0.35 Kg heavier than this value.

LDP068-ST

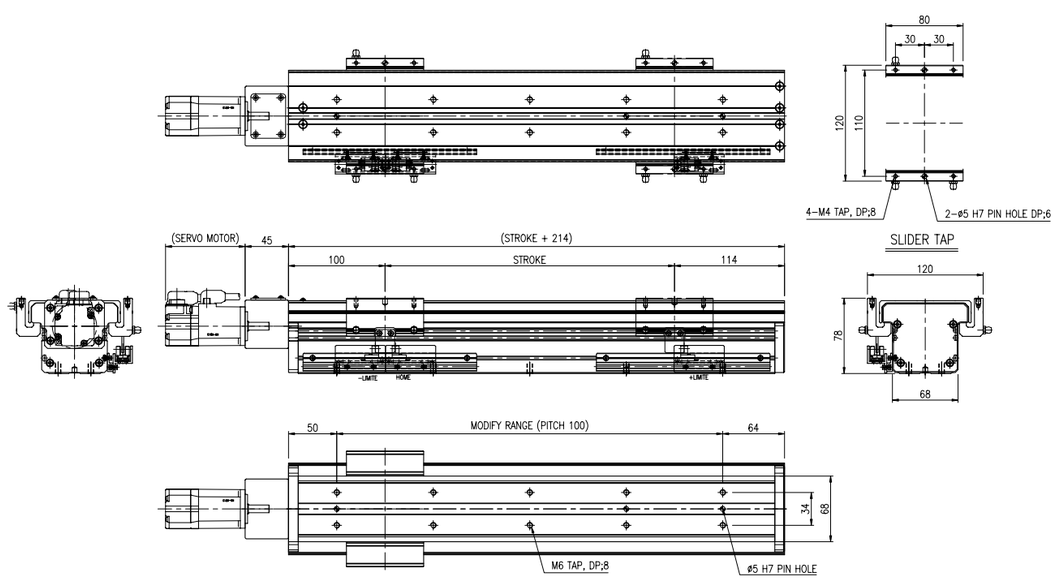

LDP068-LT

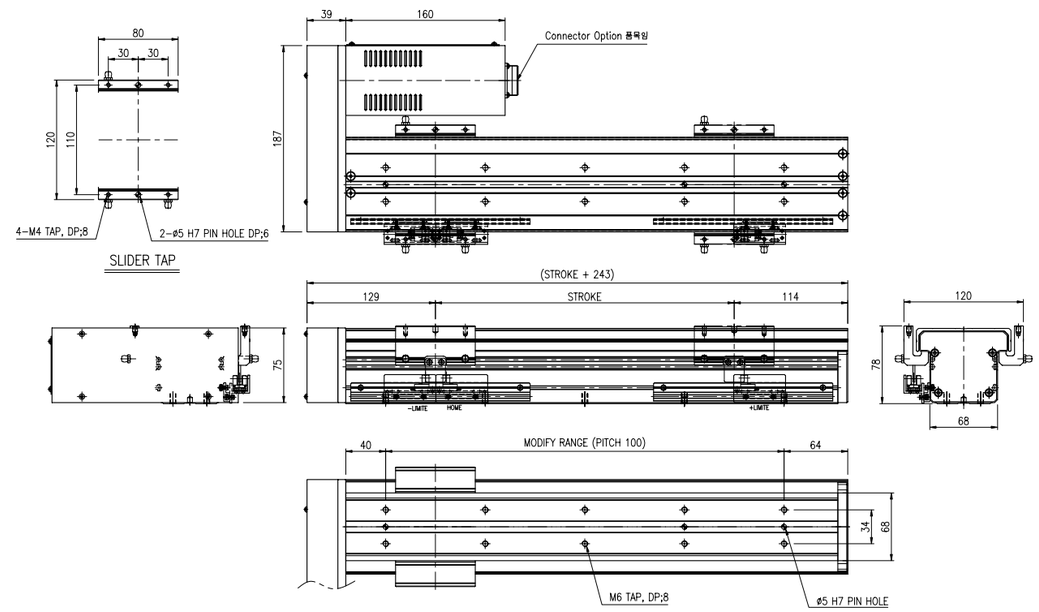

LDP068-SB

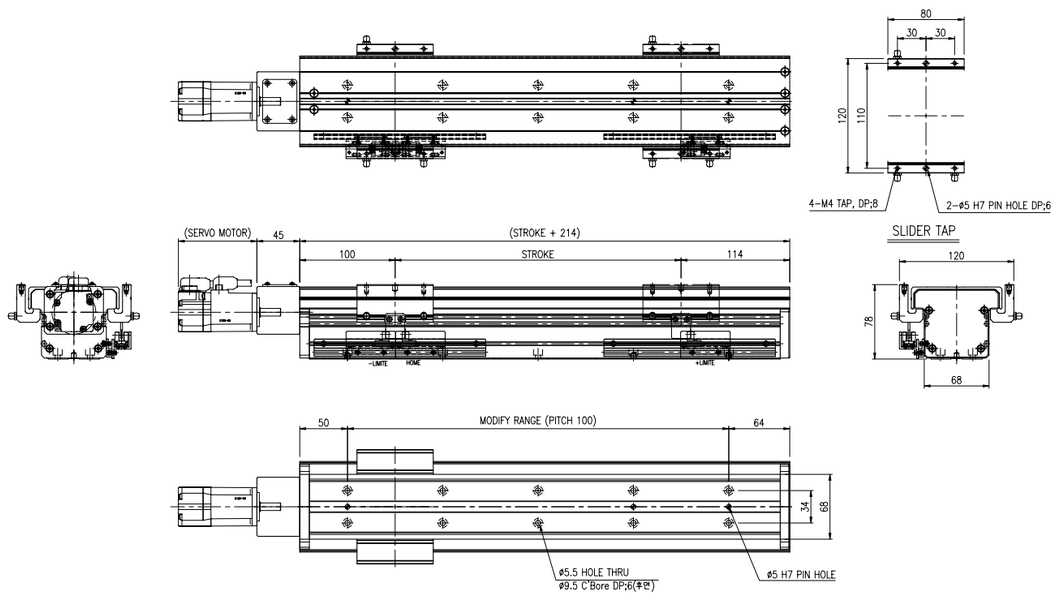

LDP068-LB

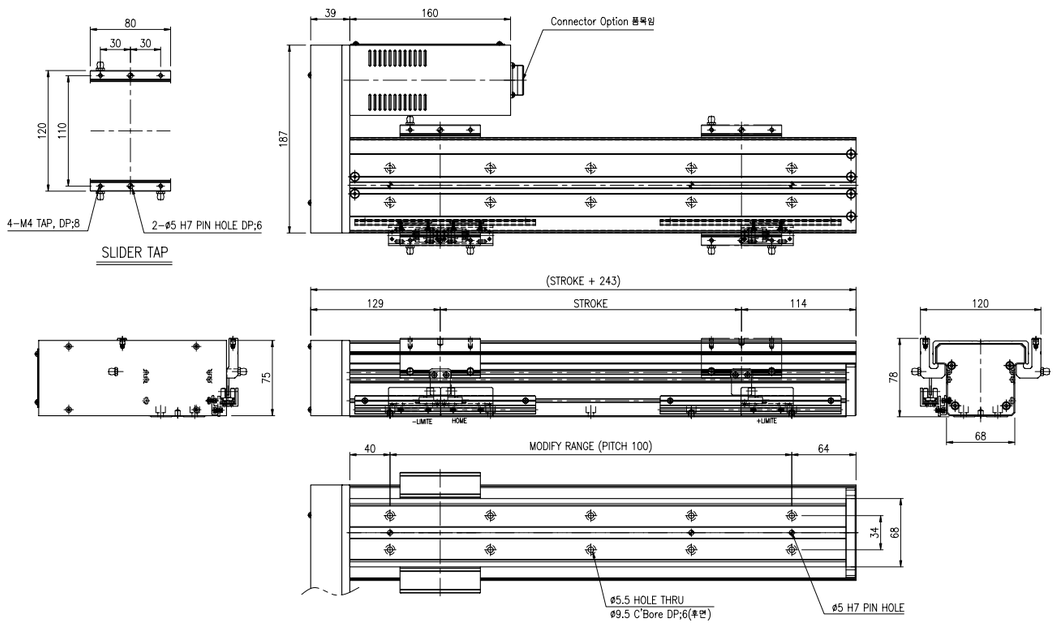

LDP068-RT

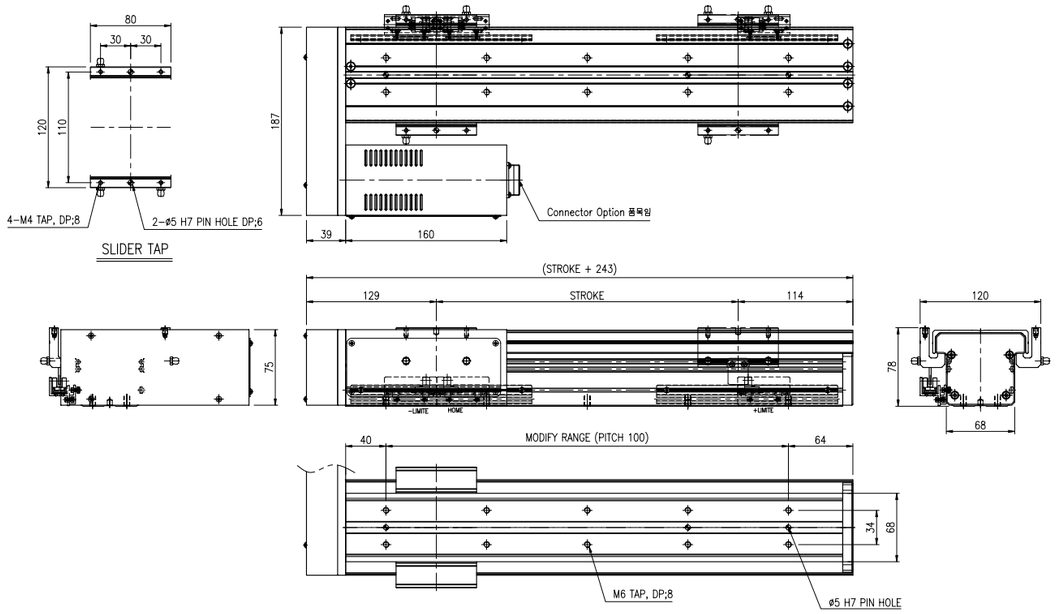

LDP068-RB

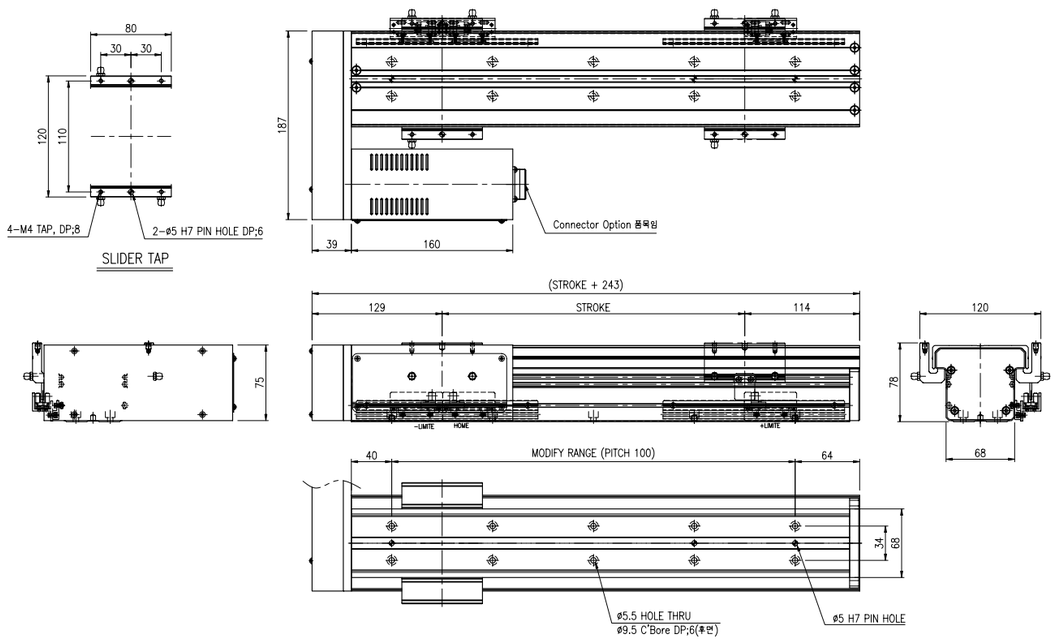

LDP068-UT

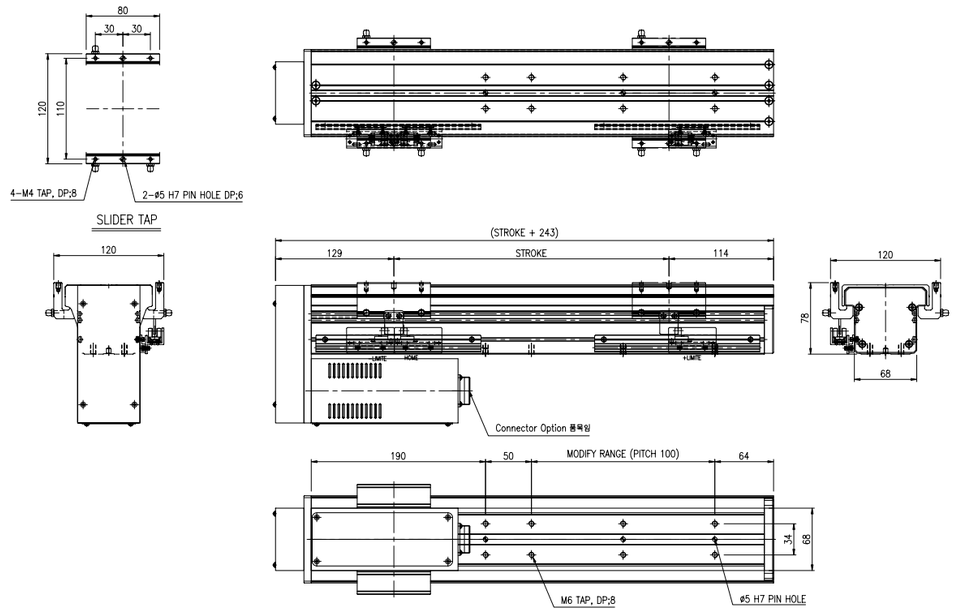

LDP068-UB

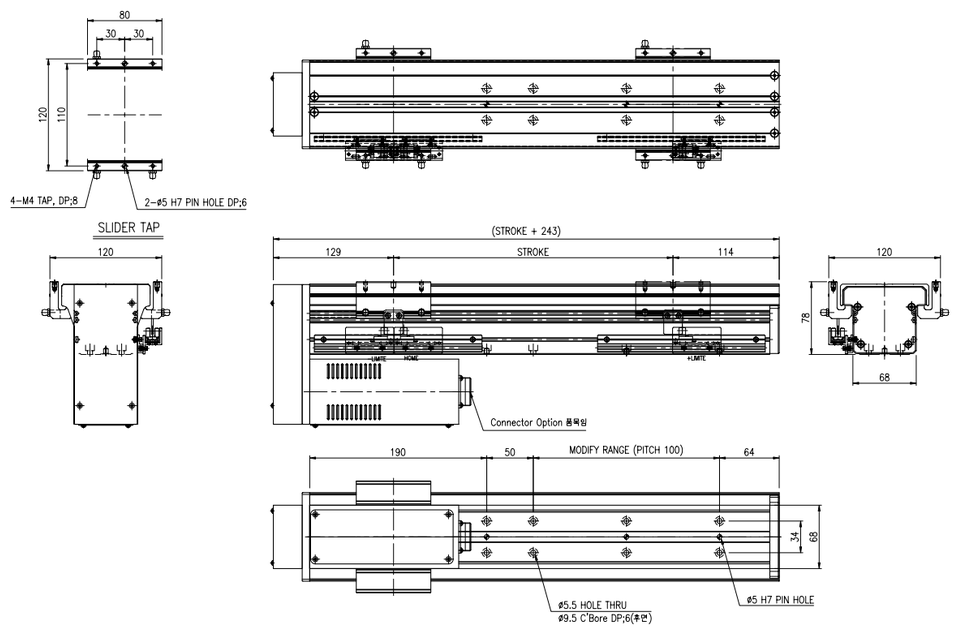

LDP092 Series

Specification

• AC Servo Motor Output	100W	200W
• AC Servo Motor RPM	3000 RPM	
• Repeatability	±0.02 mm	
• Deceleration Mechanism	Ball Screw(Class 7), Ø15 Lead 20mm, 10mm, 5mm	
• Stroke (mm)	10 ~ 1300	
• LM Guide Bearing	One Way 20W-2BLOCK	
• Main Base & Slider	Aluminum Profile, Soft Anodizing	
• Base Second Moment of Area(mm^4)	Ix = 6.34E + 05, Iy = 2.3E + 06	

Stroke By Max Speed

Stroke (mm)			100	200	300	400	500	600	700	800	900	1000	1100	1200	1300
Max Speed (mm/sec)	Ø15	Lead 20mm	450	900	1000				855	686	560	465	395	340	295
		Lead 10mm	450	500					420	335	275	230	195	165	-
		Lead 05mm	250						210	165	138	115	95	80	-

주1) Stroke 1500mm 초과 사용 시 당사로 필히 문의 요망. 주2) 상기 속도표는 Ball Screw 고정-지지 시 Max 값임.

가반 하중(Max Payload)

Stroke (mm)			100W	200W
Max Payload (kg)	Ø15	Lead 20mm	Horizontal : 4	Horizontal : 15
			Vertical : 2.5	Vertical : 8
		Lead 10mm	Horizontal : 20	Horizontal : 30
			Vertical : 8	Vertical : 20
		Lead 05mm	Horizontal : 27	Horizontal : 40
			Vertical : 20	Vertical : 30

주1) Stroke : 300mm, Speed : Max Speed, Acceleration : 0.2 sec
Servo motor Rotate : 3000rpm, Pause Time : 0 sec
Lm Guide 수명 조건 : 정하중, 분당왕복수 : Max, 수명시간&거리 : 20000이상 조건임.
주2) 벽면부착(Wall Mount)사용 조건 시 당사로 문의 요망.

Robot Weight

Stroke (mm)			100	200	300	400	500	600	700	800	900	1000	1100	1200	1300
Weight (Kg)	Straight	100w	9.8	10.9	12	13.1	14.2	15.3	16.4	17.5	18.6	19.7	20.8	21.9	23
		200w	10.1	11.2	12.3	13.4	14.5	15.6	16.7	17.8	18.9	20	21.1	22.2	23.3
	Parallel	100w	8.5	9.6	10.7	11.8	12.9	14	15.1	16.2	17.3	18.4	19.5	20.6	21.7
		200w	8.8	9.9	11	12.1	13.2	14.3	15.4	16.5	17.6	18.7	19.8	20.9	22

The weight of the model equipped with a brake is 0.35Kg(0.65Kg) heavier than this value.

LDP092-ST-10

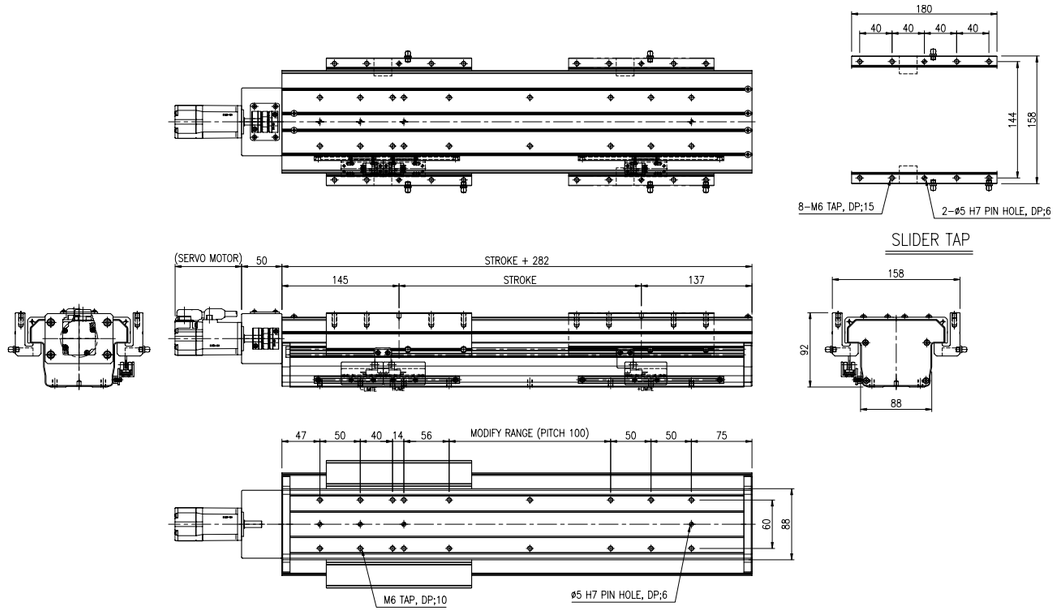

LDP092-SB-10

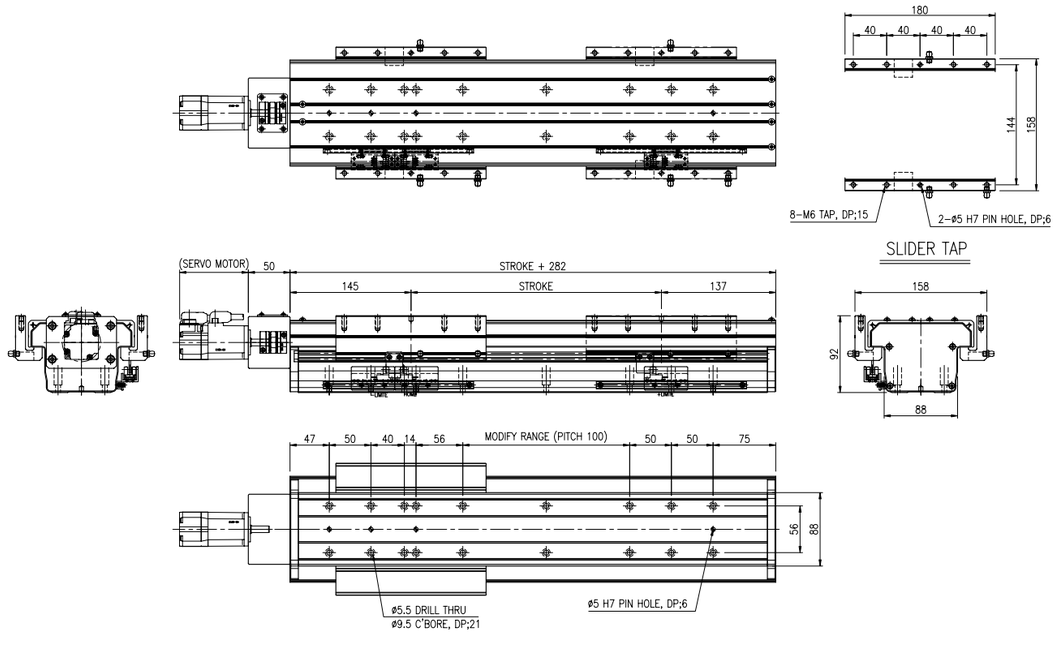

LDP092-ST-20

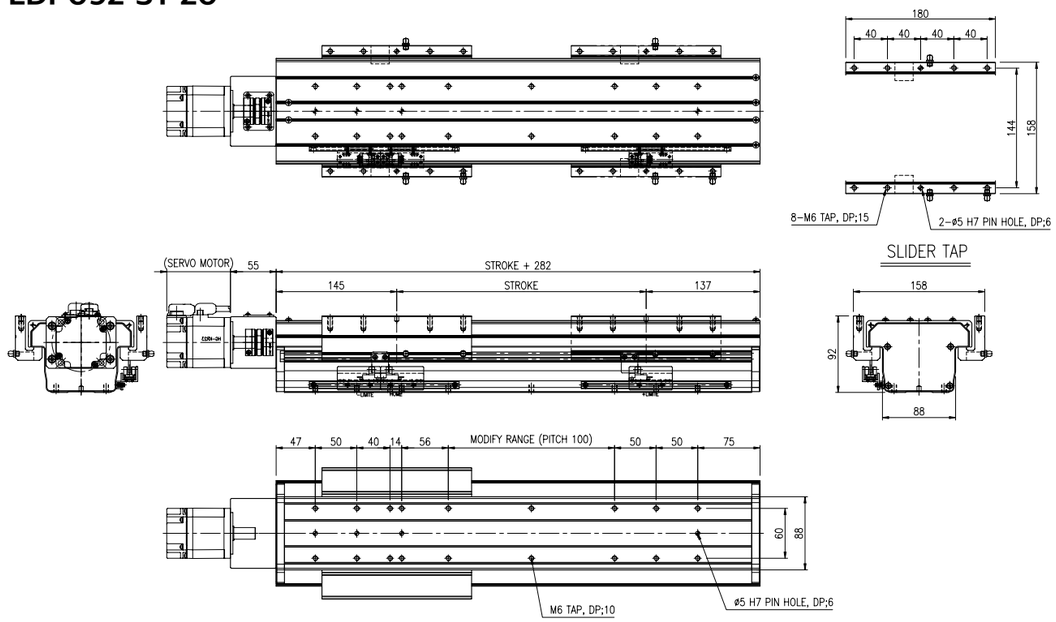

LDP092-LT

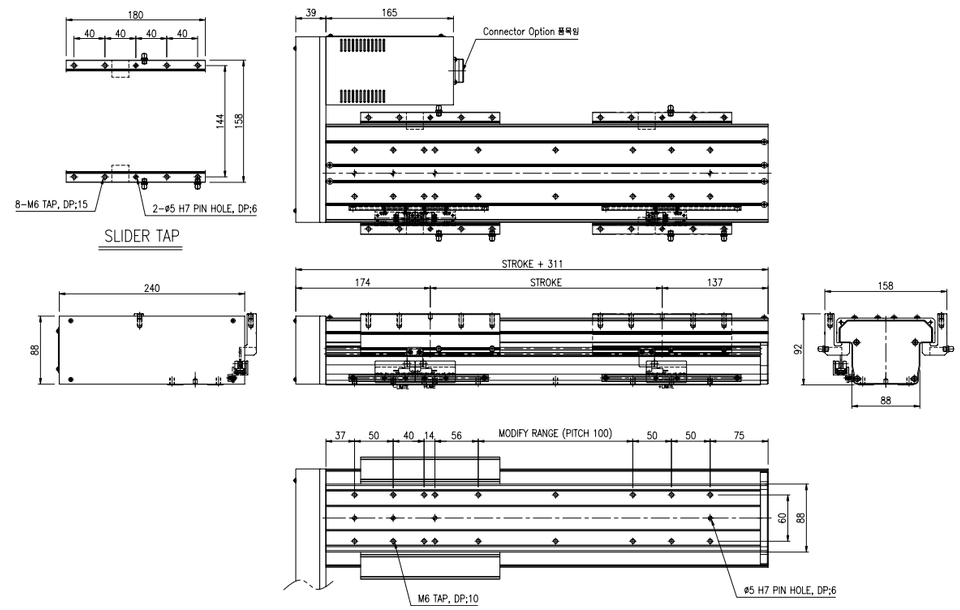

LDP092-SB-20

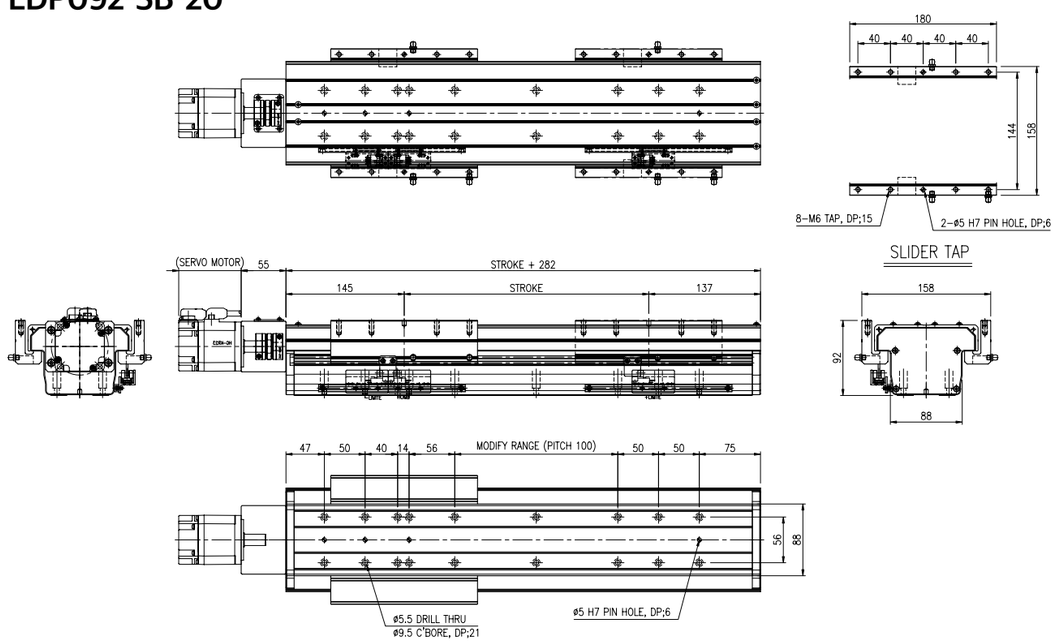

LDP092-LB

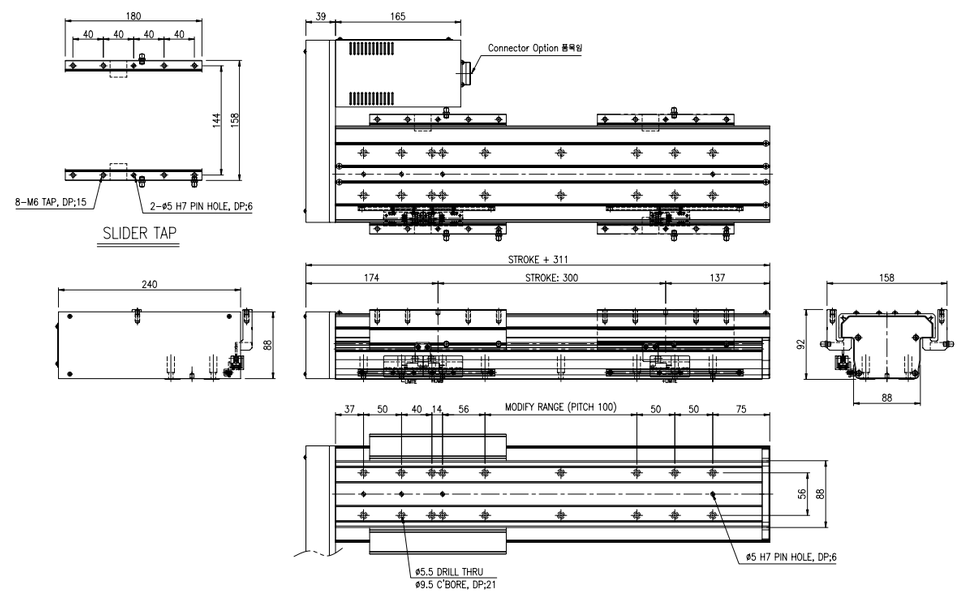

LDP092-RT

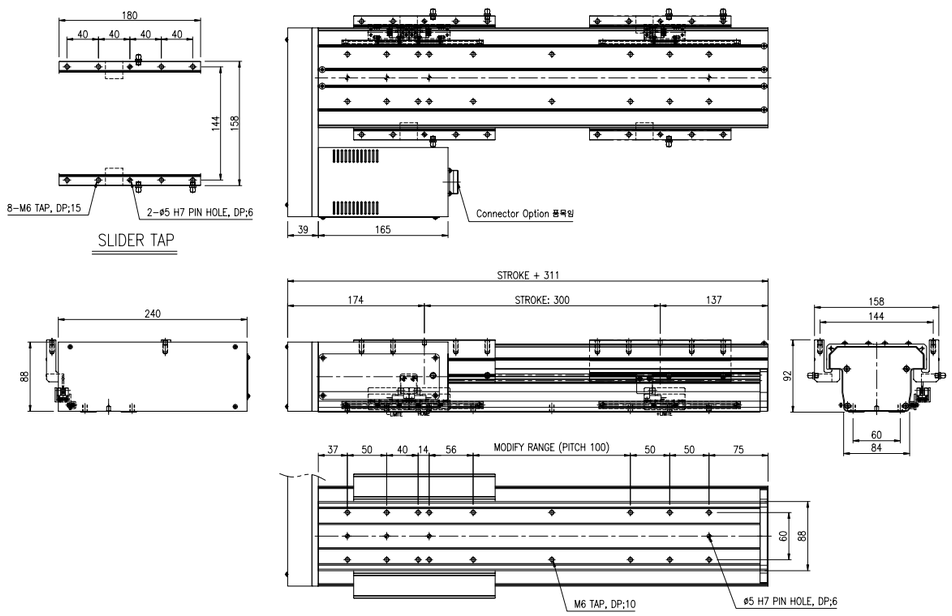

LDP092-UT

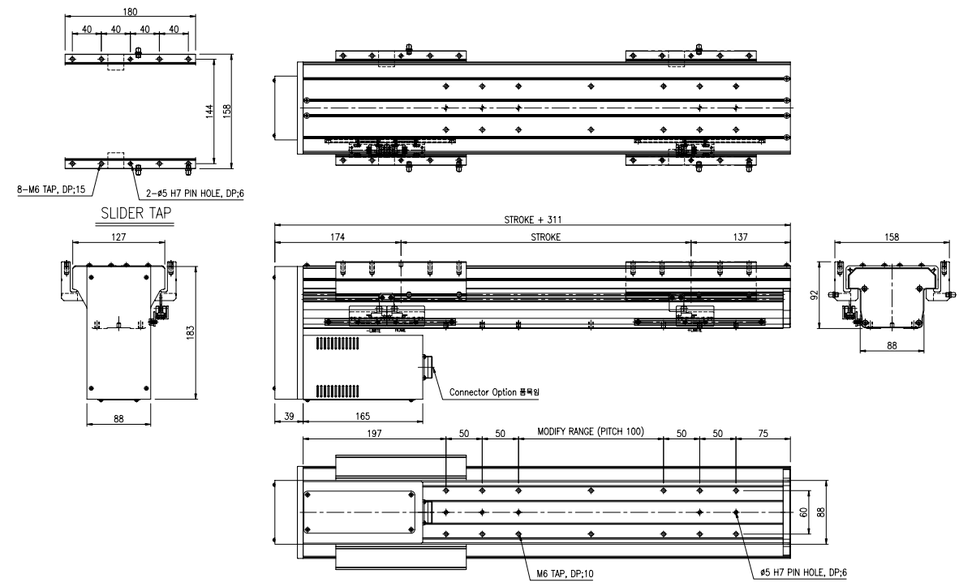

LDP092-RB

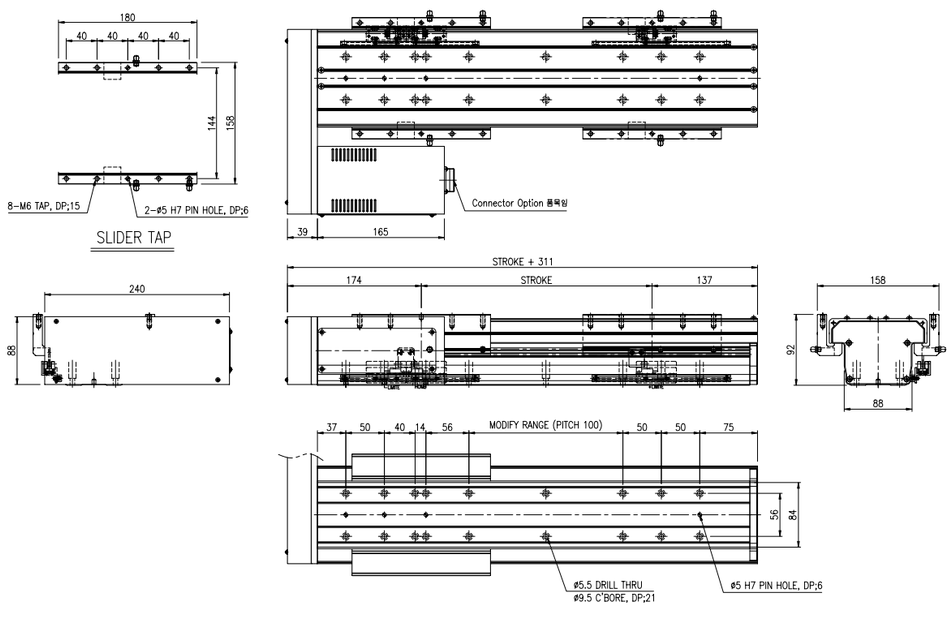

LDP092-UB

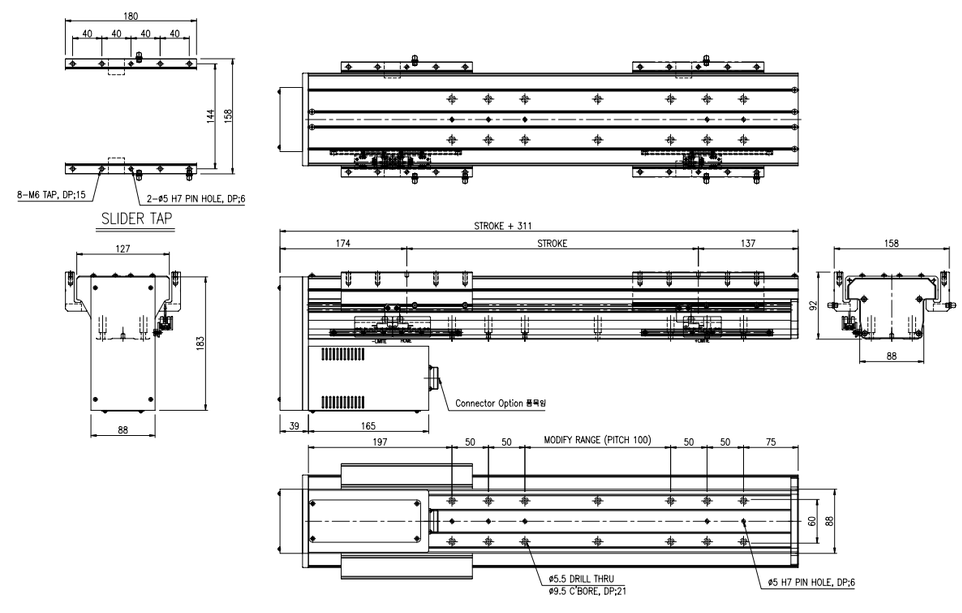

LDP120 Series

Specification

• AC Servo Motor Output	200W	400W
• AC Servo Motor RPM	3000 RPM	
• Repeatability	±0.02 mm	
• Deceleration Mechanism	Ball Screw(Class 7), Ø15 Lead 20mm, 10mm, 5mm	
• Stroke (mm)	10 ~ 1500	
• LM Guide Bearing	Two Way 15W-2BLOCK	
• Main Base & Slider	Aluminum Profile, Soft Anodizing	
• Base Second Moment of Area(mm^4)	Ix = 4.88E + 05, Iy = 4.58E + 06	

Stroke By Max Speed

Stroke (mm)			100	200	300	400	500	600	700	800	900	1000	1100	1200	1300	1400	1500
Max Speed (mm/sec)	Ø15	Lead 20mm	450	900	1000				945	750	610	505	425	360	310	270	240
		Lead 10mm	450	500					465	370	300	245	205	175	150	-	-
		Lead 05mm	250						230	185	150	120	105	85	75	-	-

주1) Stroke 1500mm 초과 사용 시 당사로 필히 문의 요망. 주2) 상기 속도표는 Ball Screw 고정-지지 시 Max 값임.

가반 하중(Max Payload)

Stroke (mm)			200W	400W
Max Payload (kg)	Ø15	Lead 20mm	Horizontal : 28	Horizontal : 45
			Vertical : 10	Vertical : 20
		Lead 10mm	Horizontal : 50	Horizontal : 50
			Vertical : 22	Vertical : 38
		Lead 05mm	Horizontal : 50	Horizontal : 50
			Vertical : 50	Vertical : 50

주1) Stroke : 500mm, Speed : Max Speed, Acceleration : 0.2 sec
Servo motor Rotate : 3000rpm, Pause Time : 0 sec
Lm Guide 수명 조건 : 정하중, 분당왕복수 : Max, 수명시간&거리 : 20000이상 조건임.
주2) 벽면부착(Wall Mount)사용 조건 시 당사로 문의 요망.

Robot Weight

Stroke (mm)			100	200	300	400	500	600	700	800	900	1000	1100	1200	1300	1400	1500
Weight (Kg)	Straight	100w	10.7	11.8	12.9	14.0	15.1	16.2	17.3	18.4	19.5	20.6	21.7	22.8	23.9	25.0	26.1
		200w	11.2	12.3	13.4	14.5	15.6	16.7	17.8	18.9	20.0	21.1	22.2	23.3	24.4	25.5	26.6
	Parallel	100w	9.9	11.0	12.1	13.2	14.3	15.4	16.5	17.6	18.7	19.8	20.9	22.0	23.1	24.2	25.3
		200w	10.4	11.5	12.6	13.7	14.8	15.9	17.0	18.1	19.2	20.3	21.4	22.5	23.6	24.7	25.8

The weight of the model equipped with a brake is 0.65Kg heavier than this value.

LDP120-ST

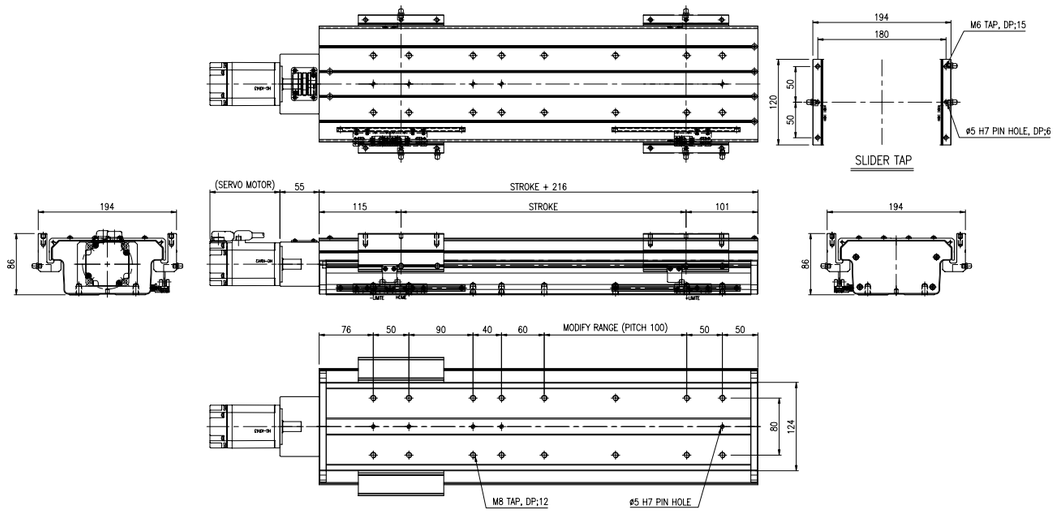

LDP120-SB

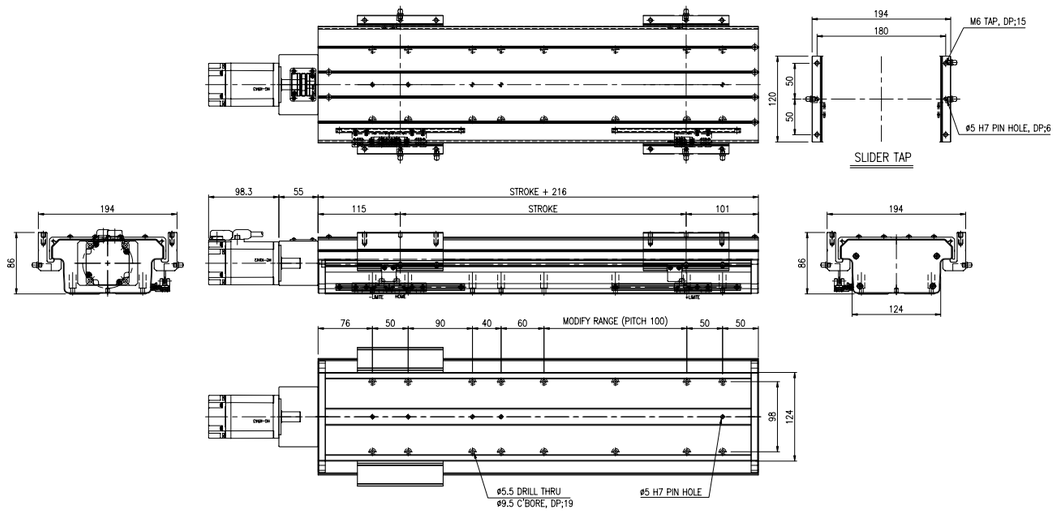

LDP120-LT

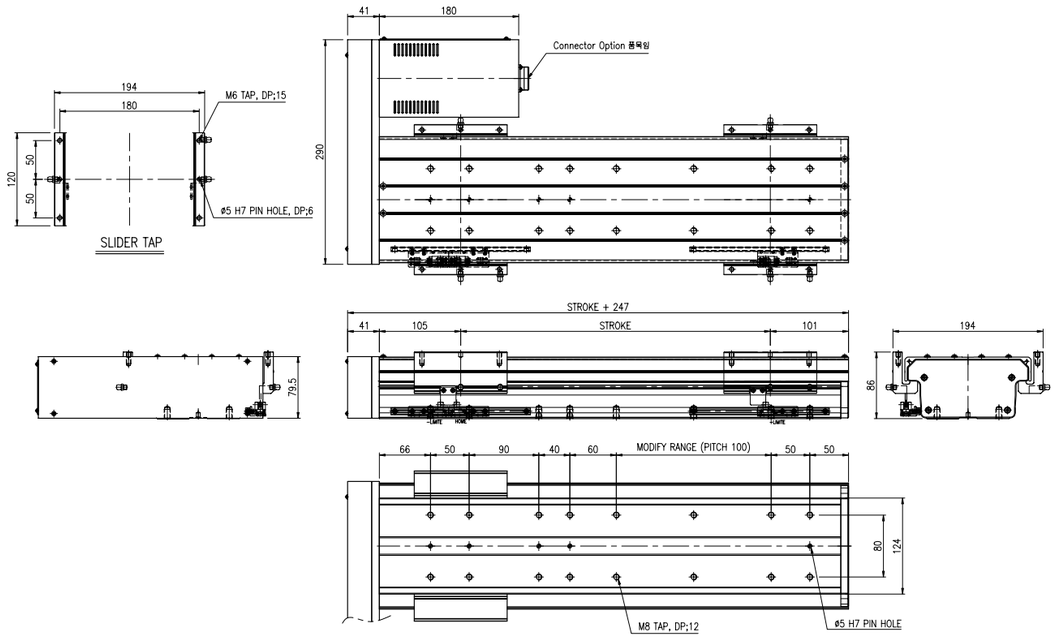

LDP120-RT

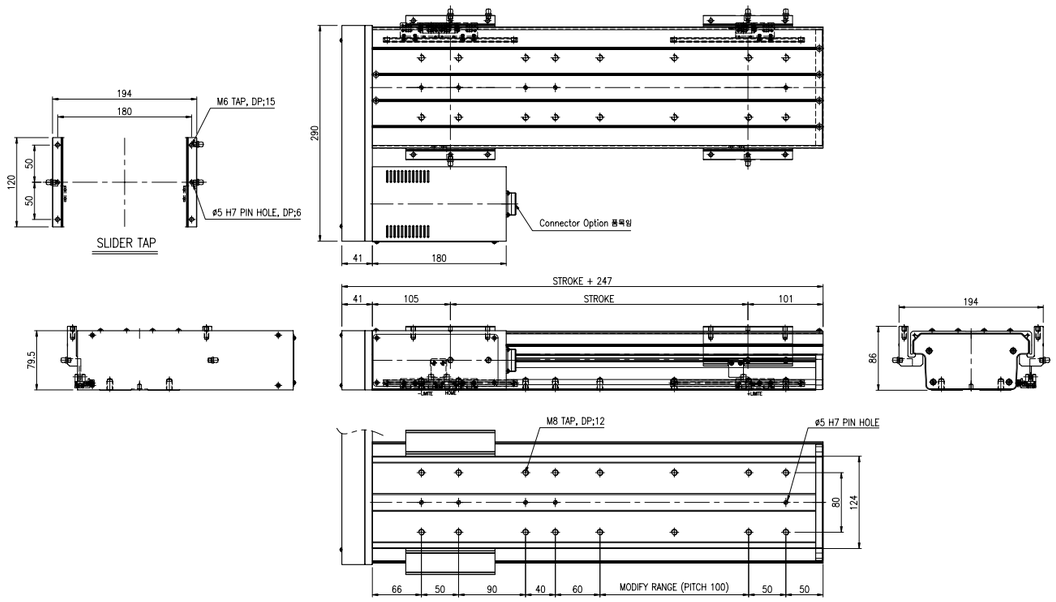

LDP120-LB

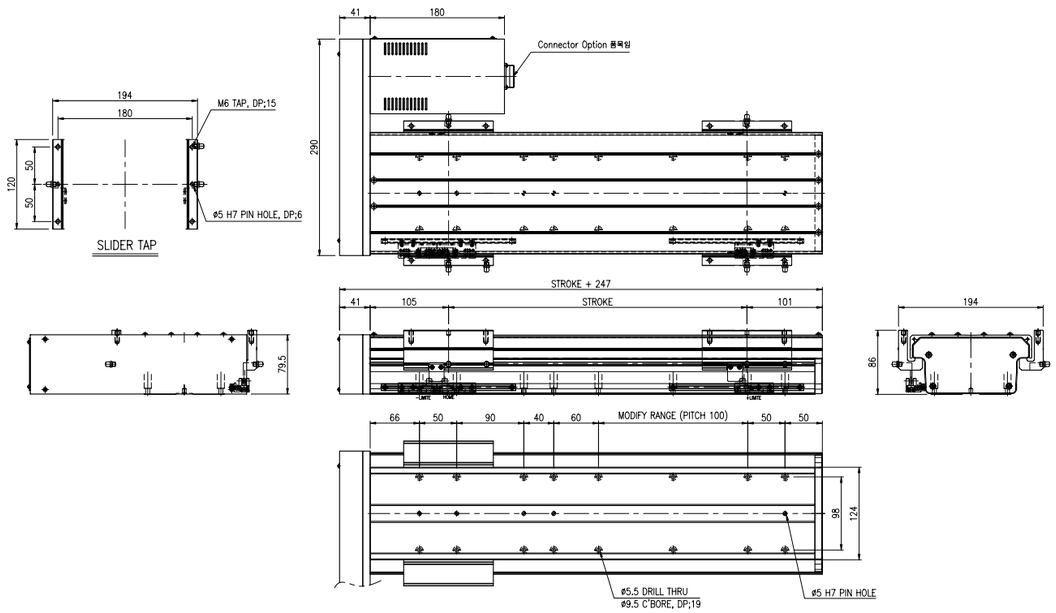

LDP120-RB

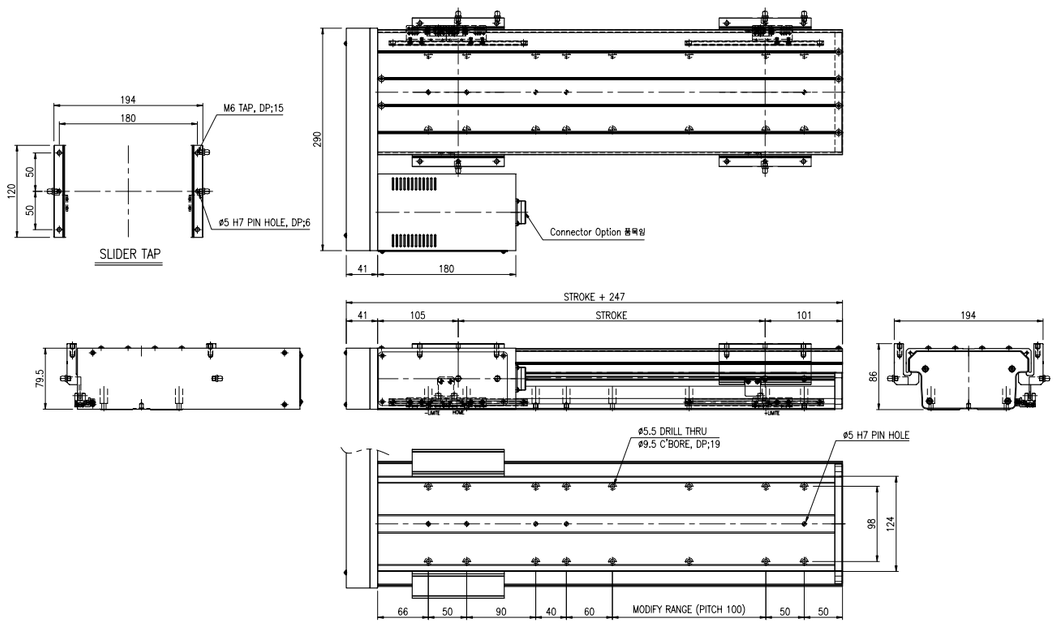

LDP120-UT

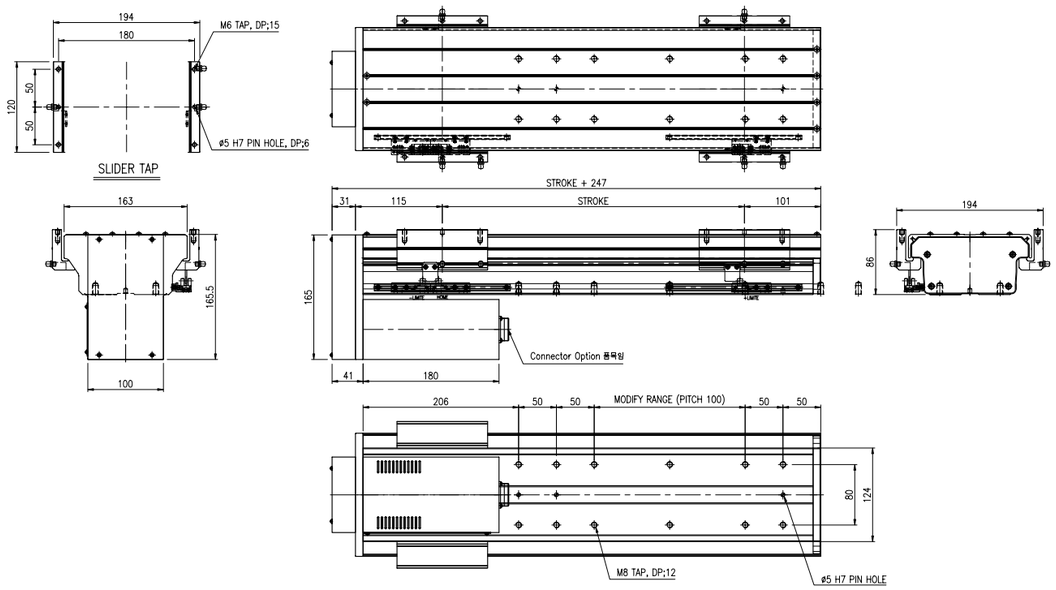

LDP120-UB

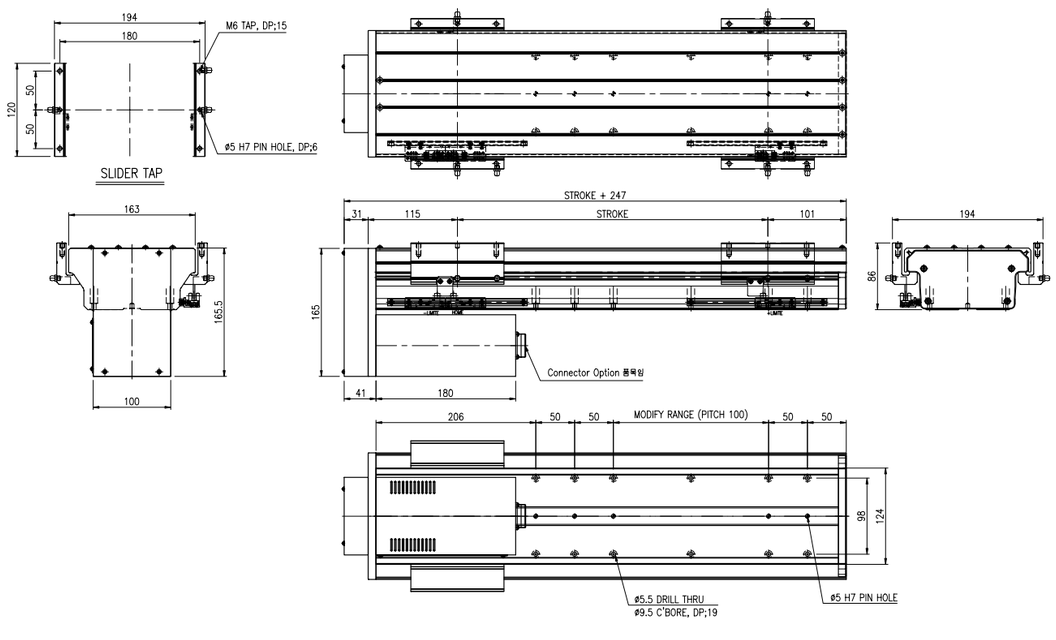

LDP160 Series

Specification

• AC Servo Motor Output	400W	750W
• AC Servo Motor RPM	3000 RPM	
• Repeatability	±0.02 mm	
• Deceleration Mechanism	Ball Screw(Class 7), Ø15, Ø20 Lead 20mm, 10mm, 5mm	
• Stroke (mm)	10 ~ 1500	
• LM Guide Bearing	Two Way 20W-2BLOCK	
• Main Base & Slider	Aluminum Profile, Soft Anodizing	
• Base Second Moment of Area(mm^4)	Ix = 1.02E + 06, Iy = 1.048E + 07	

Stroke By Max Speed

Stroke (mm)			100	200	300	400	500	600	700	800	900	1000	1100	1200	1300	1400	1500
Max Speed (mm/sec)	Ø15	Lead 20mm	450	900	1000				825	-	-	-	-	-	-	-	-
		Lead 10mm	450	500					405	-	-	-	-	-	-	-	-
		Lead 05mm	250						200	-	-	-	-	-	-	-	-
	Ø20	Lead 20mm	450	900	1000					895	735	615	520	450	390	340	300
		Lead 10mm	450	500						460	375	315	265	230	200	175	155
		Lead 05mm	250							230	185	155	130	115	100	85	75

주1) Stroke 1500mm 초과 사용 시 당사로 필히 문의 요망. 주2) 상기 속도표는 Ball Screw 고정-지지 시 Max 값임.

가반 하중(Max Payload)

Stroke (mm)			400W	750W
Max Payload (kg)	Ø15	Lead 20mm	Horizontal :35	Horizontal :70
			Vertical :20	Vertical :30
		Lead 10mm	Horizontal :80	Horizontal :80
			Vertical :40	Vertical :45
		Lead 05mm	Horizontal :100	Horizontal :100
			Vertical :60	Vertical :60
	Ø20	Lead 20mm	Horizontal :30	Horizontal :70
			Vertical :20	Vertical :30
		Lead 10mm	Horizontal :75	Horizontal :80
			Vertical :40	Vertical :45
		Lead 05mm	Horizontal :100	Horizontal :100
			Vertical :60	Vertical :80

주1) Stroke : 500mm, Speed : Max Speed, Acceleration : 0.2 sec
Servo motor Rotate : 3000rpm, Pause Time : 0 sec
Lm Guide 수명 조건 : 정하중, 분당왕복수 : Max, 수명시간&거리 : 20000이상 조건임.
주2) 벽면부착(Wall Mount)사용 조건 시 당사로 문의 요망.

Robot Weight

Stroke (mm)			100	200	300	400	500	600	700	800	900	1000	1100	1600	1300	1400	1500
Weight (Kg)	Straight	400W	17.4	19.4	21.4	23.4	25.4	27.4	29.4	31.4	33.4	35.4	37.4	39.4	41.4	43.4	45.4
		750W	18.8	20.8	22.8	24.8	26.8	28.8	30.8	32.8	34.8	36.8	38.8	40.8	42.8	44.8	46.8
	Parallel	400W	18.8	20.3	21.8	23.3	24.8	26.3	27.8	29.3	30.8	32.3	33.8	35.3	36.8	38.3	39.8
		750W	20.2	21.7	23.2	24.7	26.2	27.7	29.2	30.7	32.2	33.7	35.2	36.7	38.2	39.7	41.2

The weight of the model equipped with a brake is 0.65Kg (1.2Kg) heavier than this value.

LDP160-ST-40

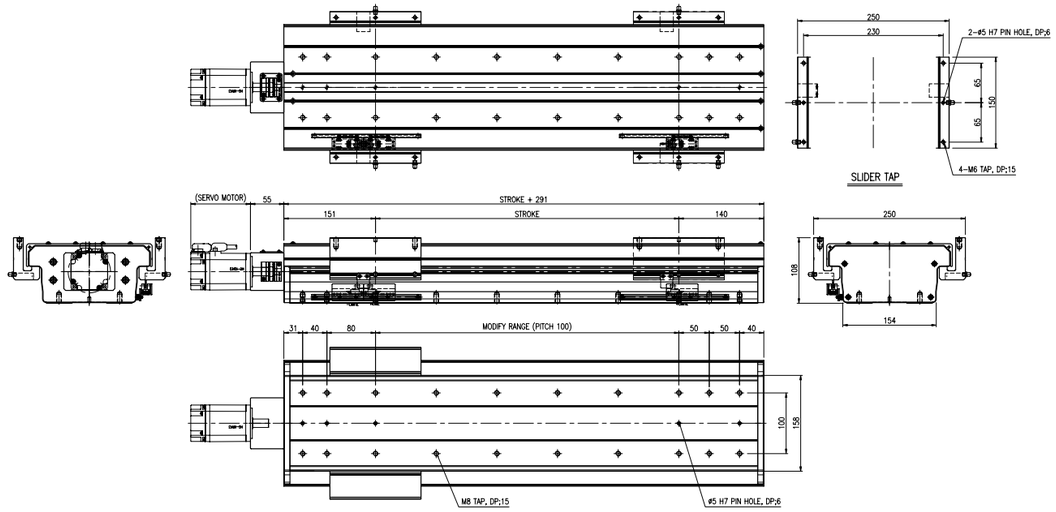

LDP160-ST-70

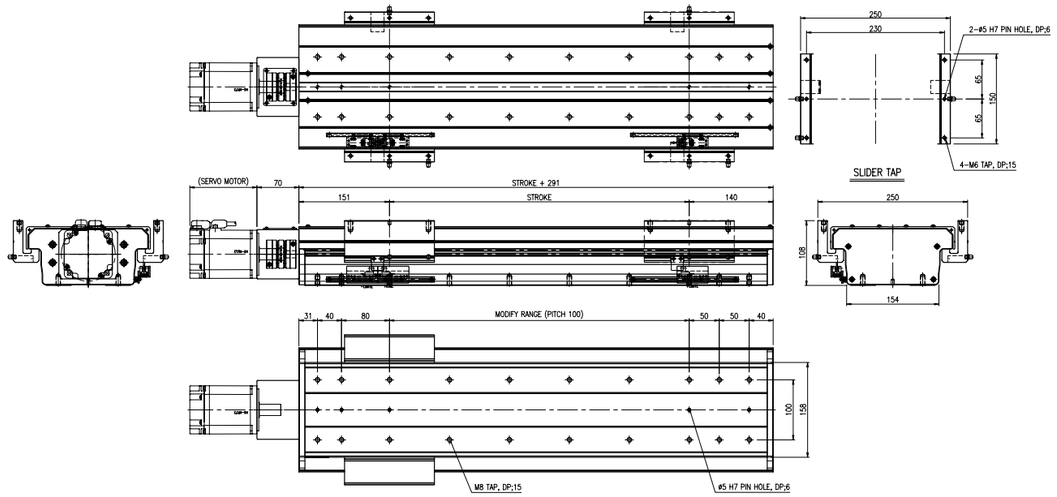

LDP160-SB-40



LDP160-SB-70



LDP160-LT

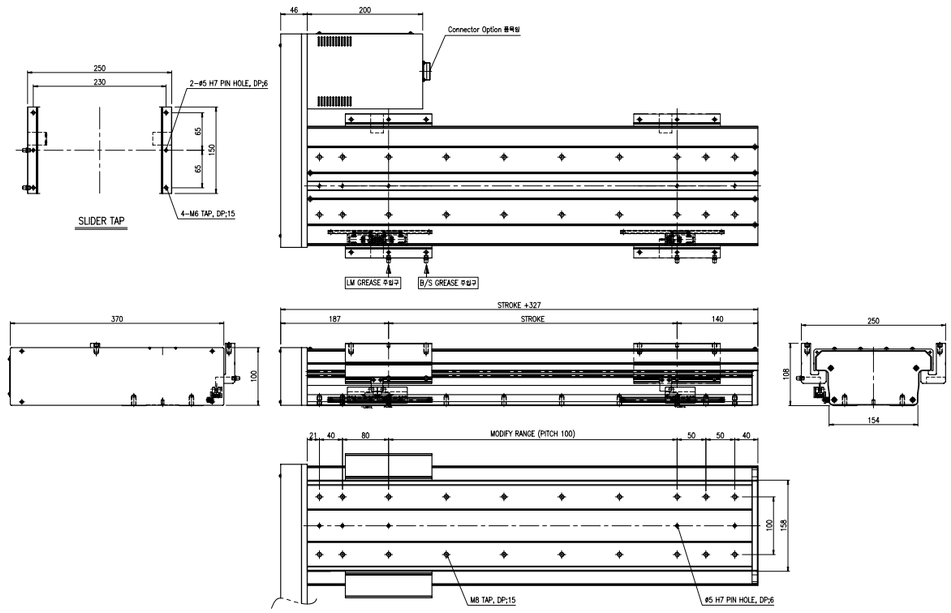

LDP160-RT

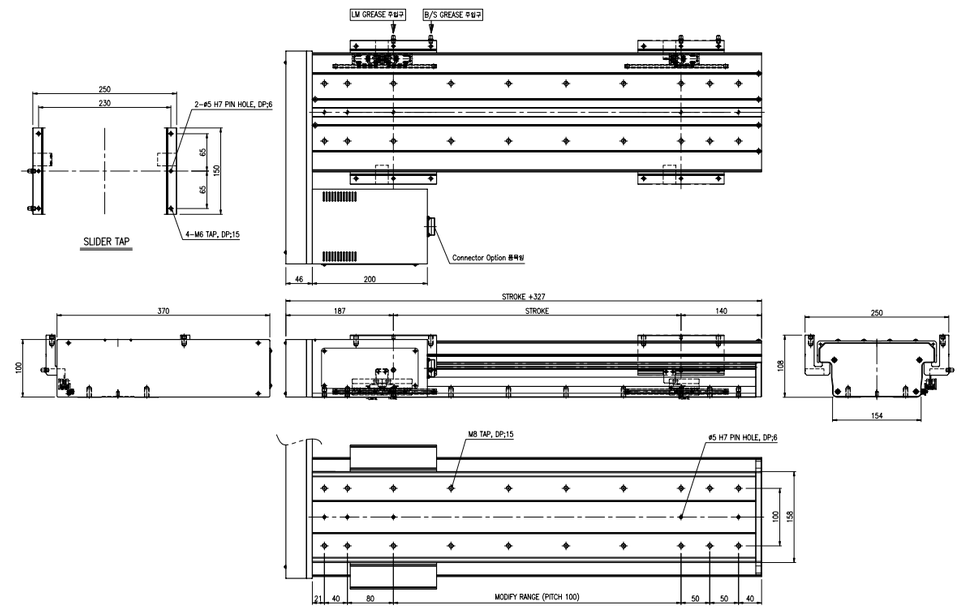

LDP160-LB

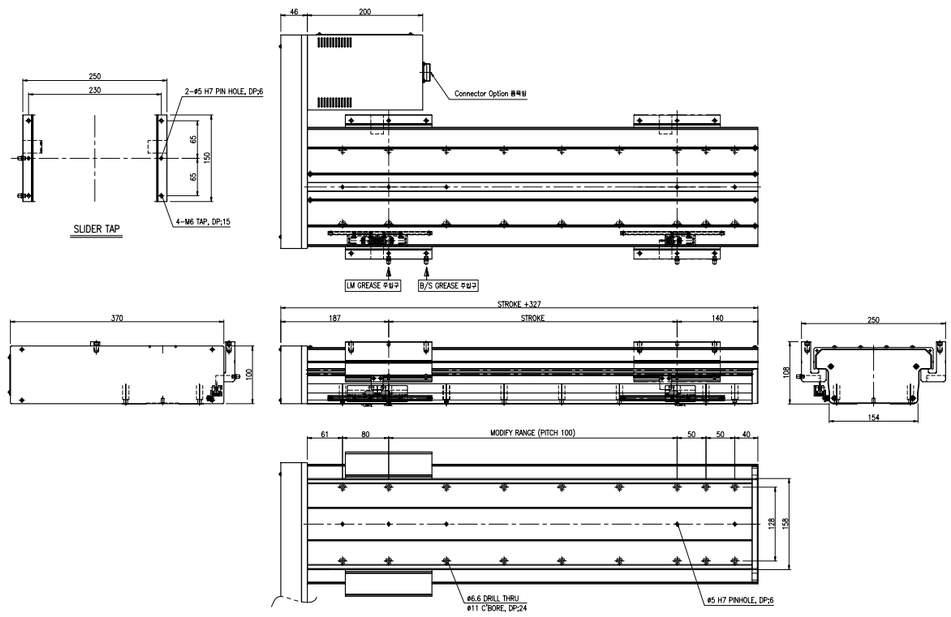

LDP160-RB

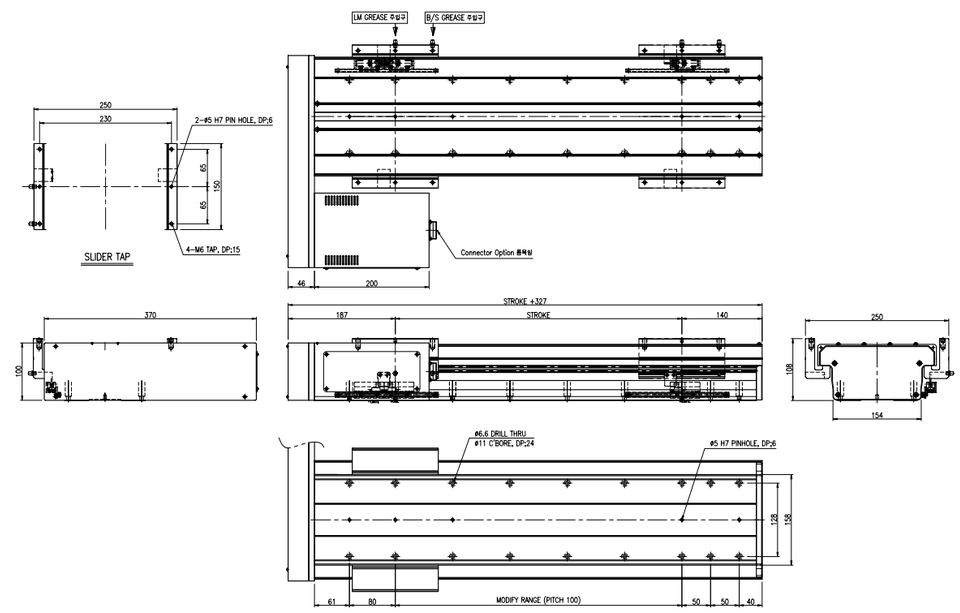

LDP160-UT

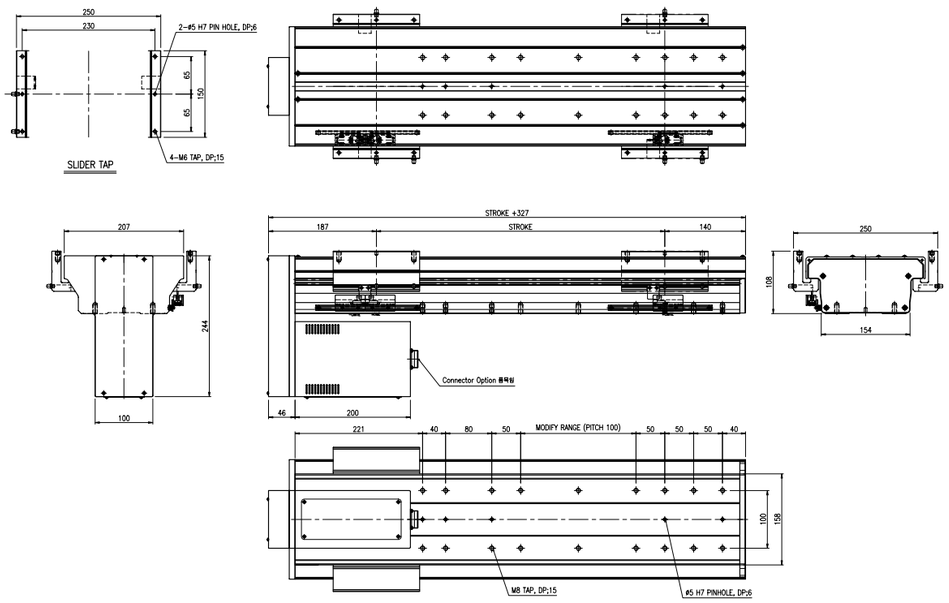

LDP160-UB

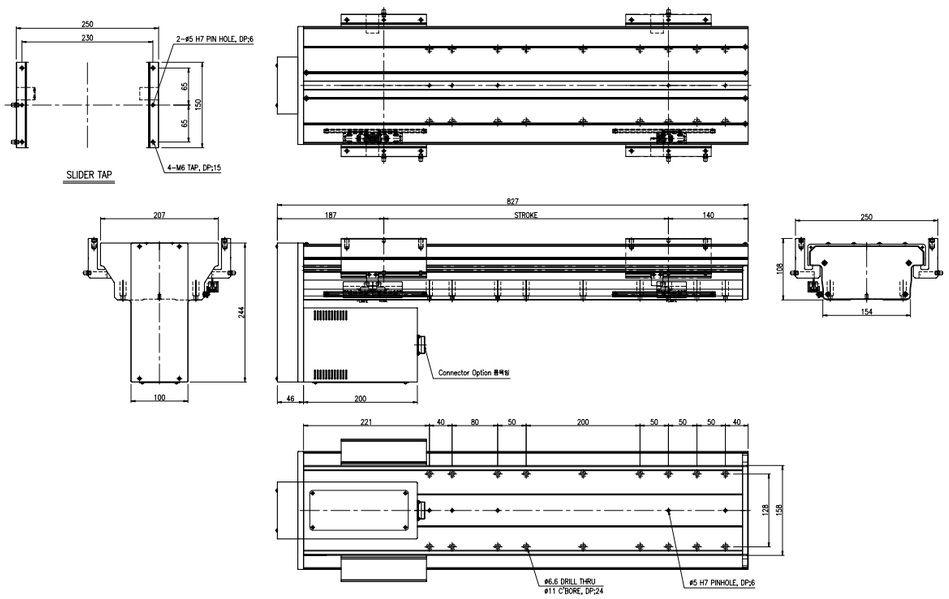

LDP200 Series

Specification

• AC Servo Motor Output	400W	750W
• AC Servo Motor RPM	3000 RPM	
• Repeatability	±0.02 mm	
• Deceleration Mechanism	Ball Screw(Class 7), Ø20 Lead 20mm, 10mm, 5mm	
• Stroke (mm)	10 ~ 1500	
• LM Guide Bearing	Two Way 25W-2BLOCK	
• Main Base & Slider	Aluminum Profile, Soft Anodizing	
• Base Second Moment of Area(mm^4)	Ix = 2.03E + 06, Iy = 2.46E + 07	

Stroke By Max Speed

Stroke (mm)			100	200	300	400	500	600	700	800	900	1000	1100	1200	1300	1400	1500
Max Speed (mm/sec)	Ø20	Lead 20mm	450	900	1000					870	715	600	510	440	380	335	295
		Lead 10mm	450	500						445	365	305	260	225	195	170	150
		Lead 05mm	250							220	180	150	130	110	95	85	75

주1) Stroke 1500mm 초과 사용 시 당사로 필히 문의 요망. 주2) 상기 속도표는 Ball Screw 고정-지지 시 Max 값임.

가반 하중(Max Payload)

Stroke (mm)			400W	750W
Max Payload (kg)	Ø20	Lead 20mm	Horizontal : 50	Horizontal : 90
			Vertical : 20	Vertical : 30
		Lead 10mm	Horizontal : 80	Horizontal : 120
			Vertical : 40	Vertical : 60
		Lead 05mm	Horizontal : 120	Horizontal : 160
			Vertical : 80	Vertical : 100

주1) Stroke : 500mm, Speed : Max Speed, Acceleration : 0.2 sec
Servo motor Rotate : 3000rpm, Pause Time : 0 sec
Lm Guide 수명 조건 : 정하중, 분당왕복수 : Max, 수명시간&거리 : 20000이상 조건임.
주2) 벽면부착(Wall Mount)사용 조건 시 당사로 문의 요망.

Robot Weight

Stroke (mm)			100	200	300	400	500	600	700	800	900	1000	1100	1200	1300	1400	1500
Weight (Kg)	Straight	400W	26.8	29.2	31.6	34.0	36.4	38.8	41.2	43.6	46.0	48.4	50.8	53.2	55.6	58.0	60.4
		750W	28.2	30.6	33.0	35.4	37.8	40.2	42.6	45.0	47.4	49.8	52.2	54.6	57.0	59.4	61.8
	Parallel	400W	25.3	27.7	30.1	32.5	34.9	37.3	39.7	42.1	44.5	46.9	49.3	51.7	54.1	56.5	58.9
		750W	26.7	29.1	31.5	33.9	36.3	38.7	41.1	43.5	45.9	48.3	50.7	53.1	55.5	57.9	60.3

The weight of the model equipped with a brake is 0.65Kg (1.2Kg) heavier than this value.

LDP200-ST-40

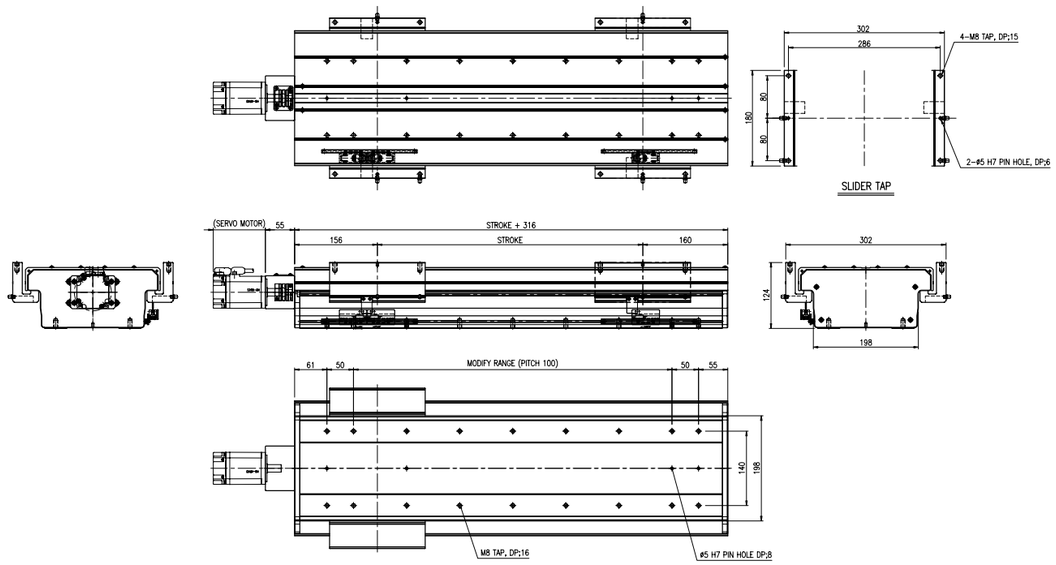

LDP200-ST-70

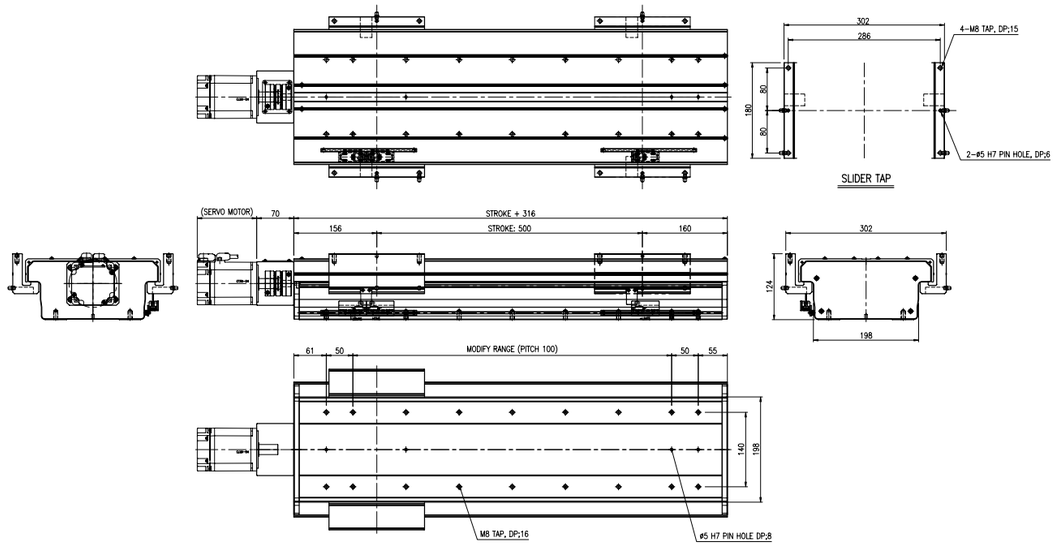

LDP200-SB-40

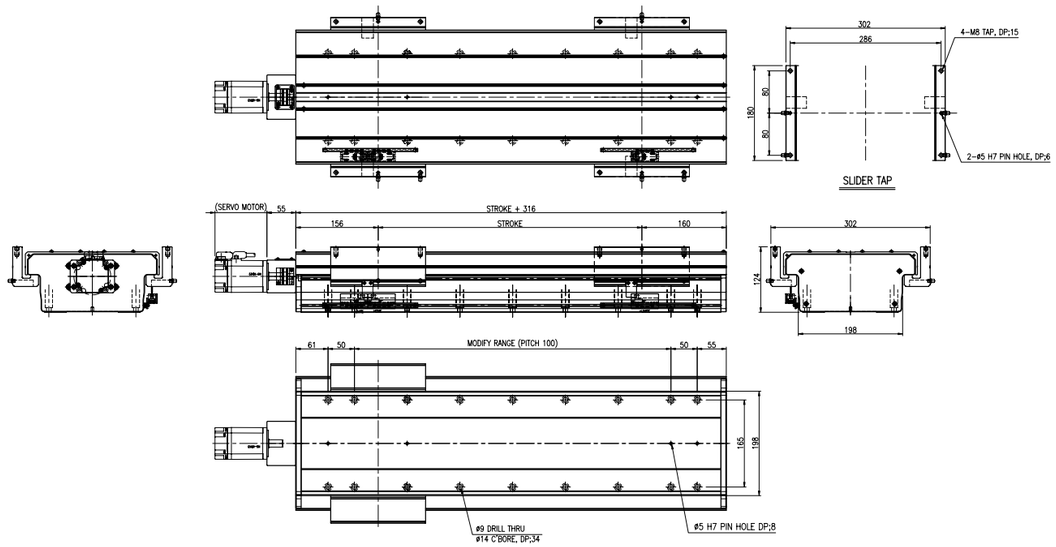

LDP200-SB-70

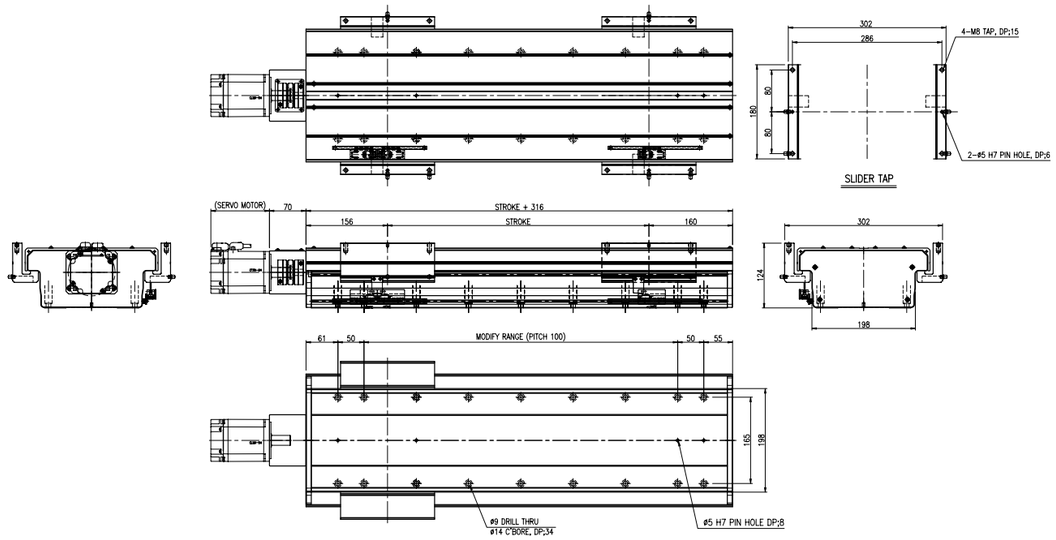

LDP200-LT

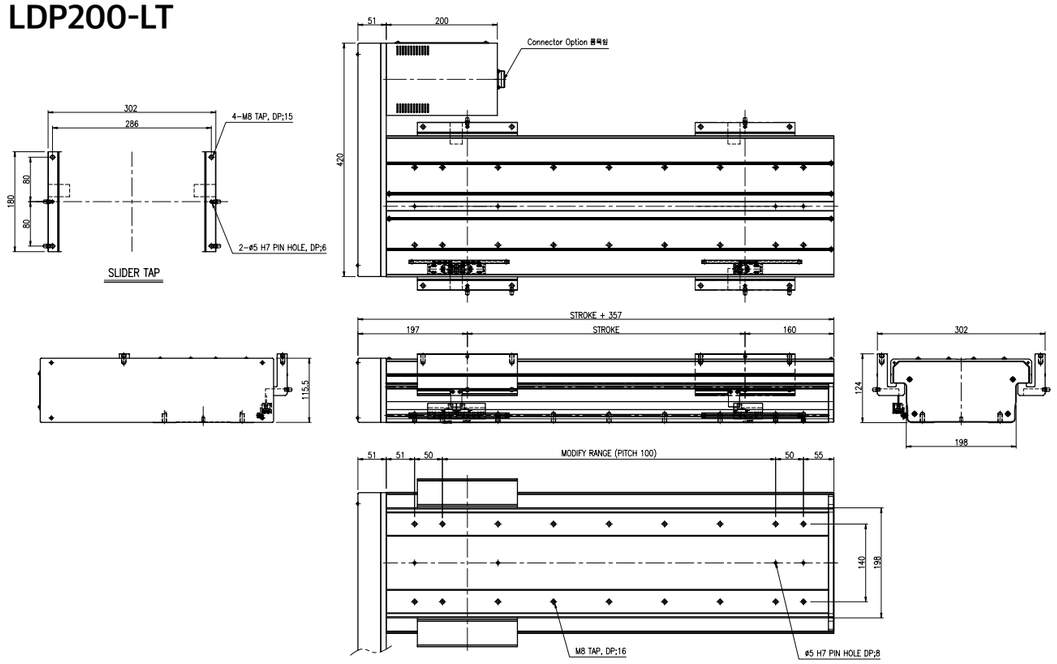

LDP200-RT

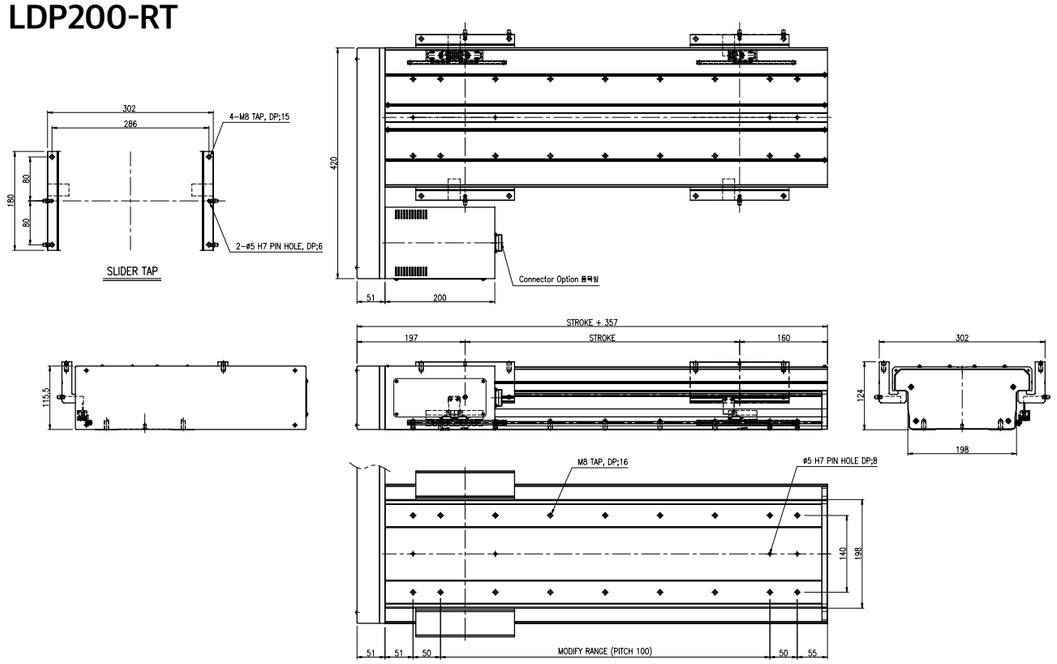

LDP200-LB

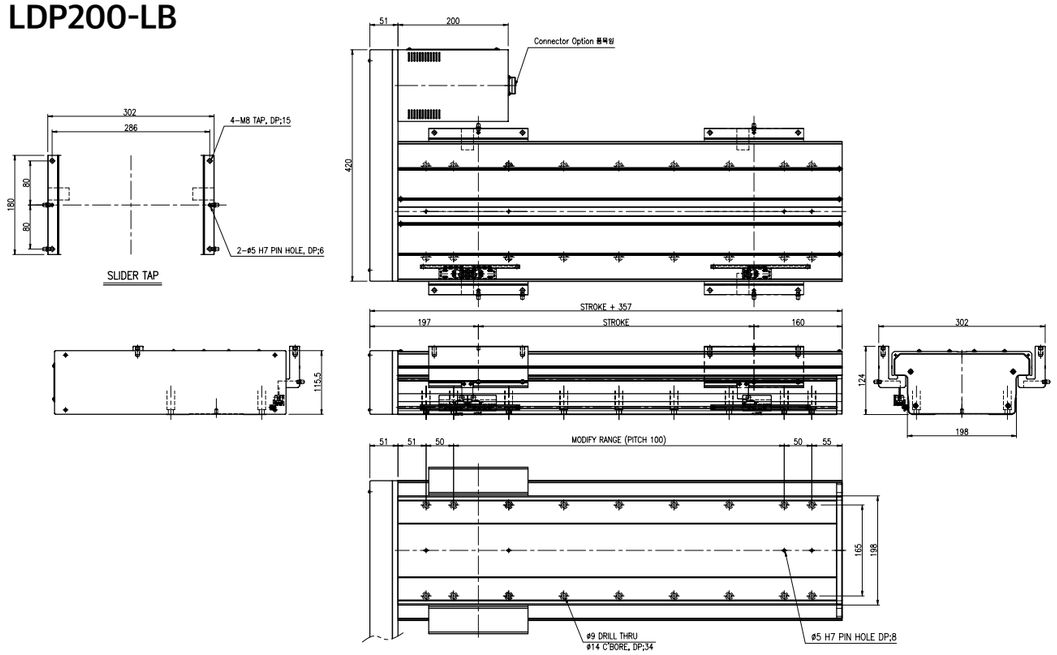

LDP200-RB

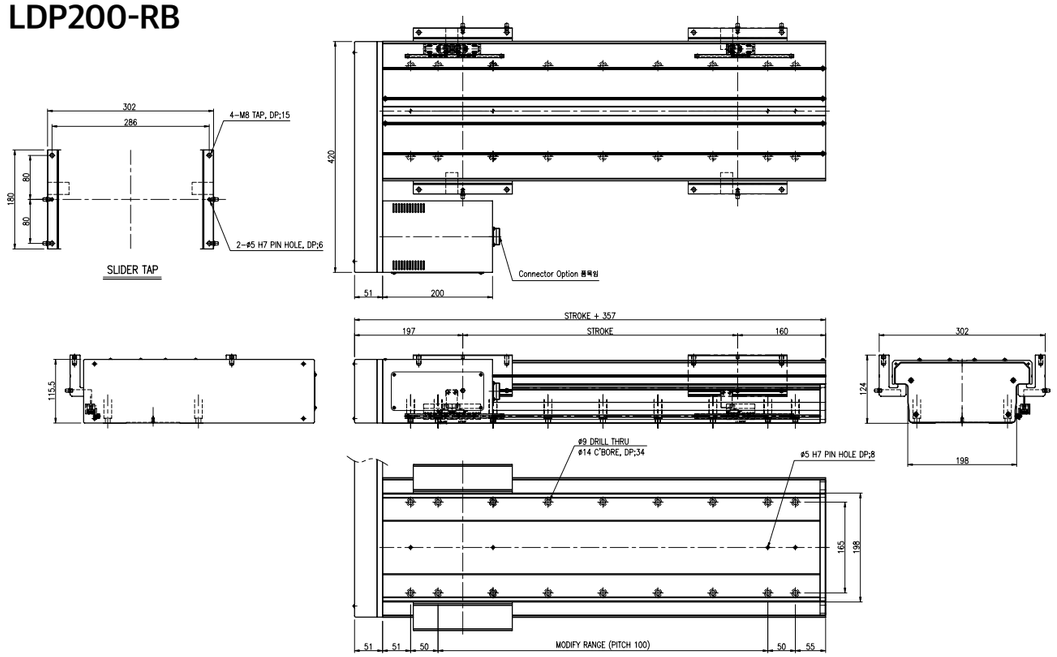

LDP200-UT

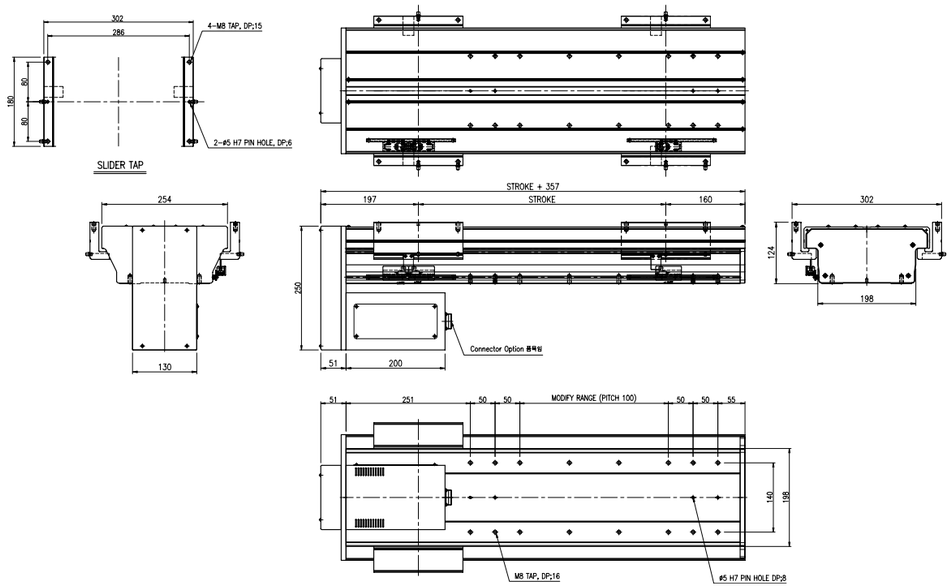

LDP200-UB

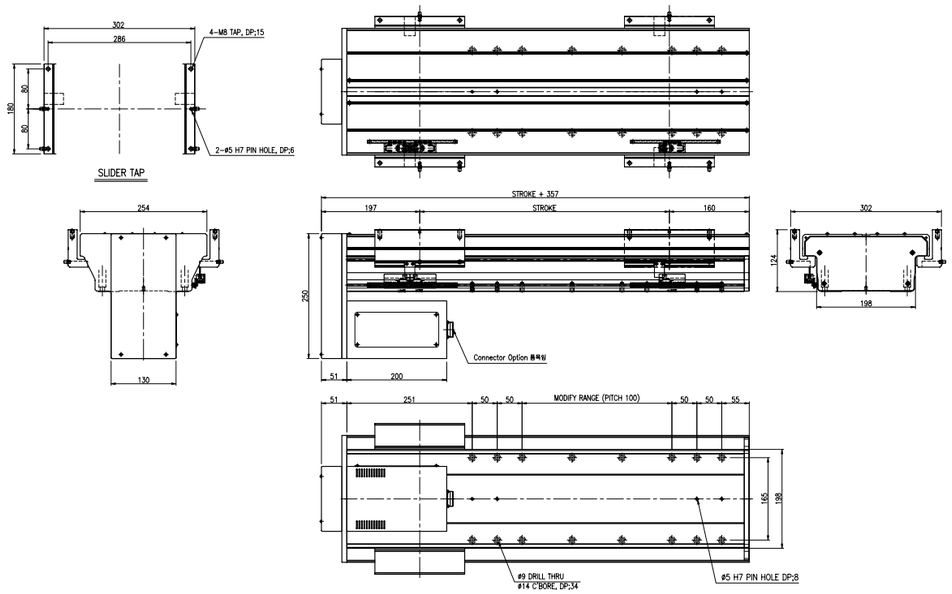

LPK ROBOTICS

직교로봇 LCP 시리즈

Cartesian Closed Robot Series

LCP068

LCP070

LCP090

LCP092

LCP120

LCP160

LCP200

*LCP120

LPK ROBOTICS

LCP Series Model Code

LCP	09	-	S	T	-	500L	-	40	B	R5	-	S	1530	-	B	R1	E1	C
①	②		③	④		⑤		⑥	⑦	⑧		⑨	⑩		⑪	⑫	⑬	⑭

❶ 형식 Type
LCP - LPK Co., Ltd. Cartesian Colsed Robot, Ball Screw Type

❷ Model
068 - Robot Body Width 68 mm, Height 94
070 - Robot Body Width 70 mm, Height 82
090 - Robot Body Width 90 mm, Height 90
092 - Robot Body Width 124 mm, Height 107
120 - Robot Body Width 124 mm, Height 94
160 - Robot Body Width 158 mm, Height 115
200 - Robot Body Width 198 mm, Height 130

❸ Motor Shape
S - Straight Coupling Type
L - Parallel Left Pulley Type
R - Parallel Right Pulley Type
U - Parallel Under Pulley Type

❹ Base Mount Hole
T - Tap Type

❺ Stroke
The Distance Between - Limit and + Limit (mm)

❻ Motor Capacity
05 - Motor Rated Output 50W
10 - Motor Rated Output 100W
20 - Motor Rated Output 200W
40 - Motor Rated Output 400W
70 - Motor Rated Output 750W
1K - Motor Rated Output 1KW (Option)

❼ Motor Brake
None - Without Brake
B - With Brake

❽ Reduction Gear Ratio Option
None - Without Reduction Gear (Standard)
R3~10 - With Reduction Gear Ratio

❾ Speed (Motor 3000 rpm)
L - Ball Screw Pitch 5 mm (250 mm/sec)
N - Ball Screw Pitch 10 mm (500 mm/sec)
H - Ball Screw Pitch 20 mm (1000 mm/sec)
S - User Special Ball Screw (Option)

❿ Speed Special Option
1530 - Ball Screw Diameter(15) & Lead(30) (User Option)

⓫ Robot Color Option
None - Soft White Anodizing (Standard)
B - Soft Black Anodizing

⓬ Surface Treatment Option
None - Without Surface Treatment (Standard)
R1 - LM Rail Raydent
S1 - Ball Screw Shaft Raydent
RS1 - LM Rail + Ball Screw Shaft Raydent
RS2 - LM Rail and Block + Ball Screw Shaft and Nut Raydent

⓭ Sensor Option
None - DC-24V Proximity LED Sensor (Standard)
E1 - External Photo Sensor Only
E2 - External Photo Sensor + Connector
E3 - External Photo Sensor + Connector + Cable

⓮ Cableveyor Option
None - Without Cableveyor (Standard)
C - With Cableveyor

LCP068 Series

Specification

• AC Servo Motor Output	100W
• AC Servo Motor RPM	3000 RPM
• Repeatability	±0.02 mm
• Deceleration Mechanism	Ball Screw(Class 7), Ø15 Lead 20mm, 10mm, 5mm
• Stroke (mm)	10 ~ 1300
• LM Guide Bearing	One Way 15W-1BLOCK
• Main Base & Slider	Aluminum Profile, Soft Anodizing
• Base Second Moment of Area(mm^4)	Ix = 4.68E + 05, Iy = 9.06E + 05

Stroke By Max Speed

Stroke (mm)			100	200	300	400	500	600	700	800	900	1000	1100	1200	1300
Max Speed (mm/sec)	Ø15	Lead 20mm	1000						895	710	580	480	405	350	300
		Lead 10mm	500						440	350	285	235	200	170	145
		Lead 05mm	250						220	175	140	115	100	85	75

주1) Stroke 1500mm 초과 사용 시 당사로 필히 문의 요망. 주2) 상기 속도표는 Ball Screw 고정-지지 시 Max 값임.

가반 하중(Max Payload)

Stroke (mm)			100W
Max Payload (kg)	Ø15	Lead 20mm	Horizontal : 3
			Vertical : 1.5
		Lead 10mm	Horizontal : 12
			Vertical : 2.5

주1) Stroke : 300mm, Speed : Max Speed, Acceleration : 0.2 sec, Servo motor Rotate : 3000rpm, Pause Time : 0 sec,
Lm Guide 수명 조건 : 정하중, 분당왕복수 : Max, 수명시간&거리 : 20000이상 조건임.

주2) 벽면부착(Wall Mount)사용 조건 시 당사로 문의 요망.

Robot Weight

Stroke (mm)		100	200	300	400	500	600	700	800	900	1000	1100	1200	1300
Weight (Kg)	Straight	5.6	6.3	7	7.7	8.4	9.1	9.8	10.5	11.2	11.9	12.6	13.3	14
	Parallel	5.6	6.3	7	7.7	8.4	9.1	9.8	10.5	11.2	11.9	12.6	13.3	14

LCP068-ST-10

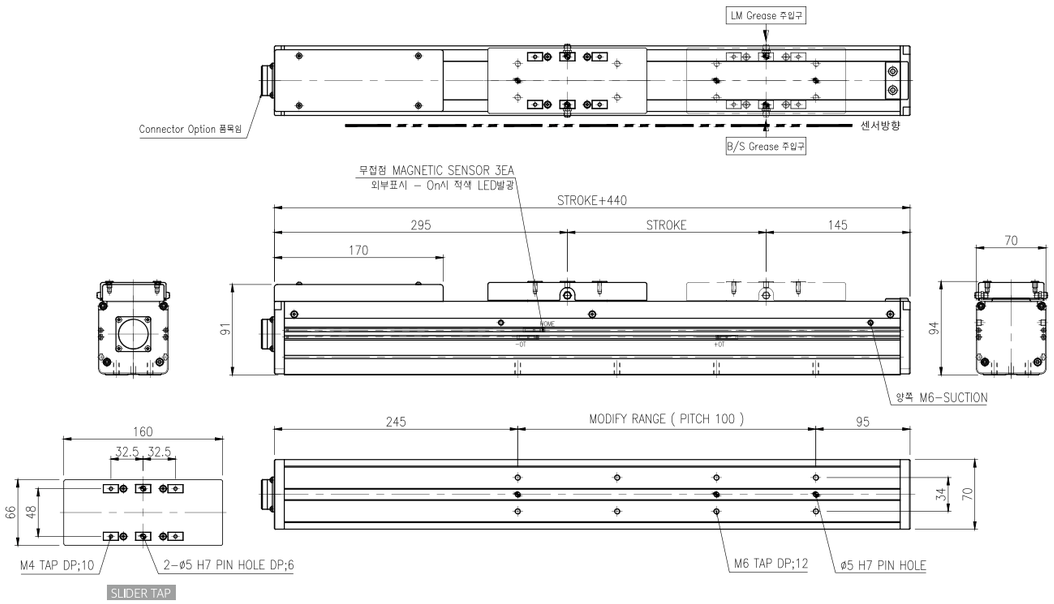

LCP068-RT-10

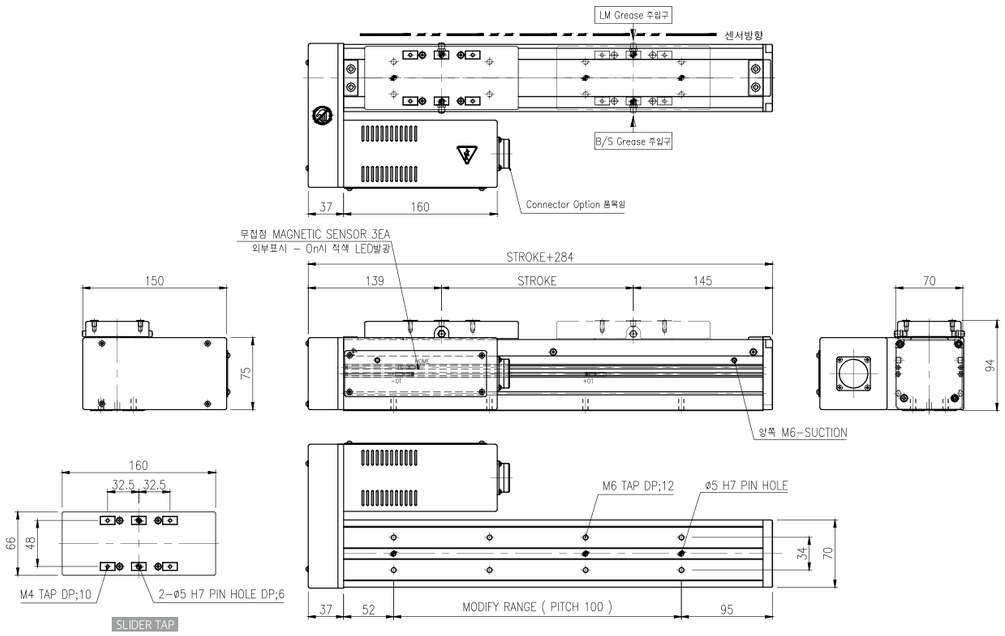

LCP068-LT-10

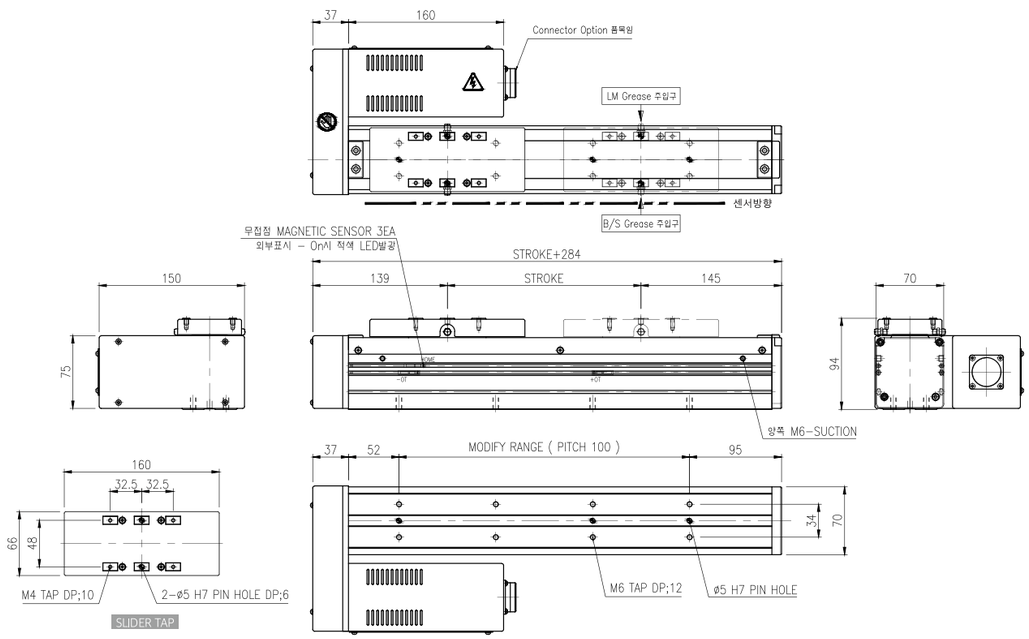

LCP068-UT-10

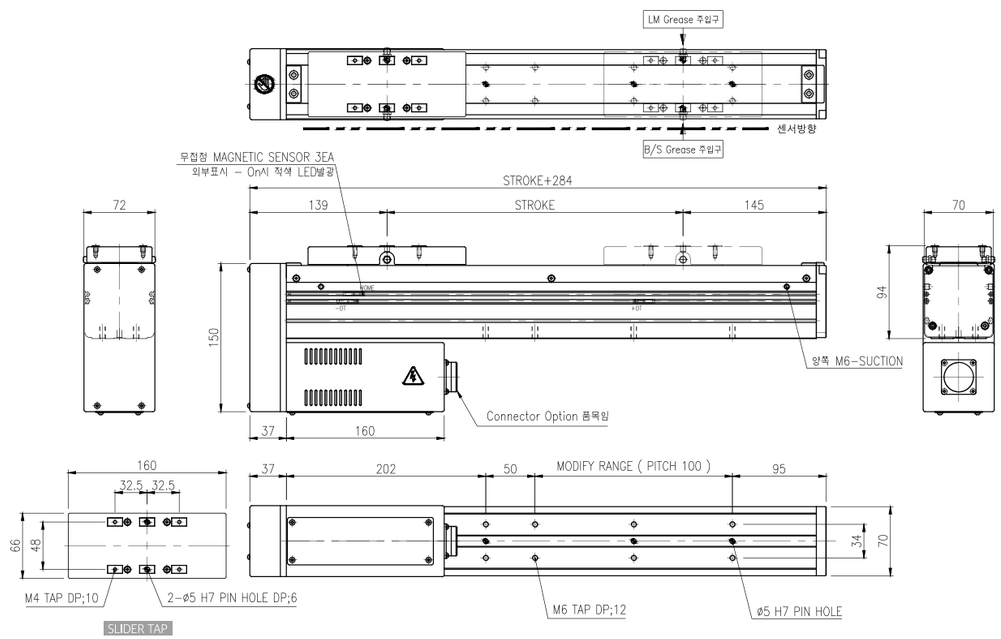

LCP070 Series

Specification

• AC Servo Motor Output	100W
• AC Servo Motor RPM	3000 RPM
• Repeatability	±0.02 mm
• Deceleration Mechanism	Ball Screw(Class 7), Ø15 Lead 20mm, 10mm, 5mm
• Stroke (mm)	10 ~ 1200
• LM Guide Bearing	One Way 24-2BLOCK
• Main Base & Slider	Aluminum Profile, Soft Anodizing
• Base Second Moment of Area(mm^4)	Ix = 2.60E + 05, Iy = 6.97E + 05

Stroke By Max Speed

Stroke (mm)			100	200	300	400	500	600	700	800	900	1000	1100	1200	1300
Max Speed (mm/sec)	Ø15	Lead 20mm	1000						970	765	620	515	430	365	315
		Lead 10mm	500						475	375	305	250	210	180	155
		Lead 05mm	250						235	185	150	125	105	90	75

주1) Stroke 1300mm 초과 사용 시 당사로 필히 문의 요망. 주2) 상기 속도표는 Ball Screw 고정-지지 시 Max 값임.

가반 하중(Max Payload)

Stroke (mm)			100W
Max Payload (kg)	Ø15	Lead 20mm	Horizontal : 3
			Vertical : 3
		Lead 10mm	Horizontal : 13
			Vertical : 8

주1) Stroke : 300mm, Speed : Max Speed, Acceleration : 0.2 sec, Servo motor Rotate : 3000rpm, Pause Time : 0 sec,
Lm Guide 수명 조건 : 정하중, 분당왕복수 : Max, 수명시간&거리 : 20000이상 조건임.

주2) 벽면부착(Wall Mount)사용 조건 시 당사로 문의 요망.

Robot Weight

Stroke (mm)		100	200	300	400	500	600	700	800	900	1000	1100	1200	1300
Weight (Kg)	Straight	4.4	4.9	5.5	6	6.6	7.2	7.8	8.4	8.9	9.4	10	10.6	11.2
	Parallel	4.5	5.1	5.6	6.2	6.8	7.3	7.9	8.5	9.1	9.7	10.2	10.8	11.4

The weight of the model equipped with a brake is 0.35 Kg heavier than this value.

LCP070-ST

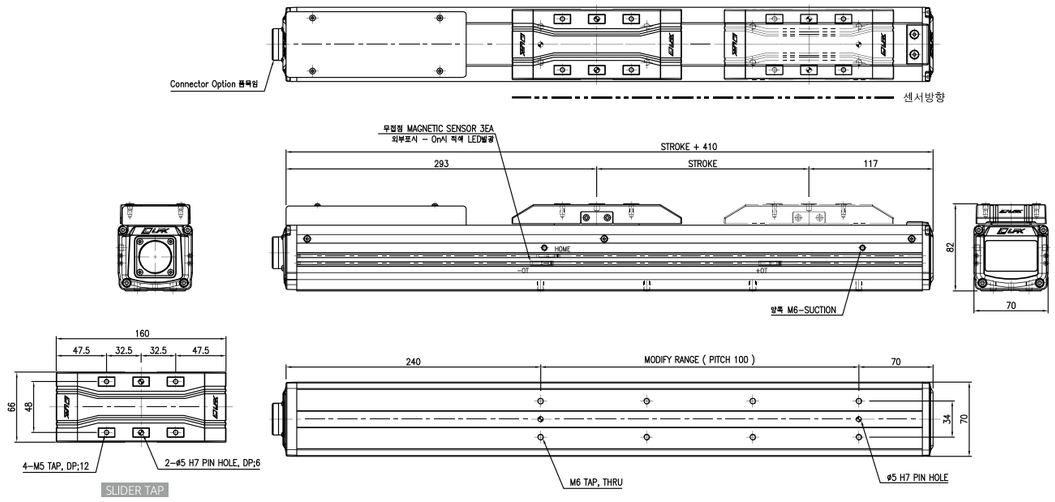

LCP070-LT

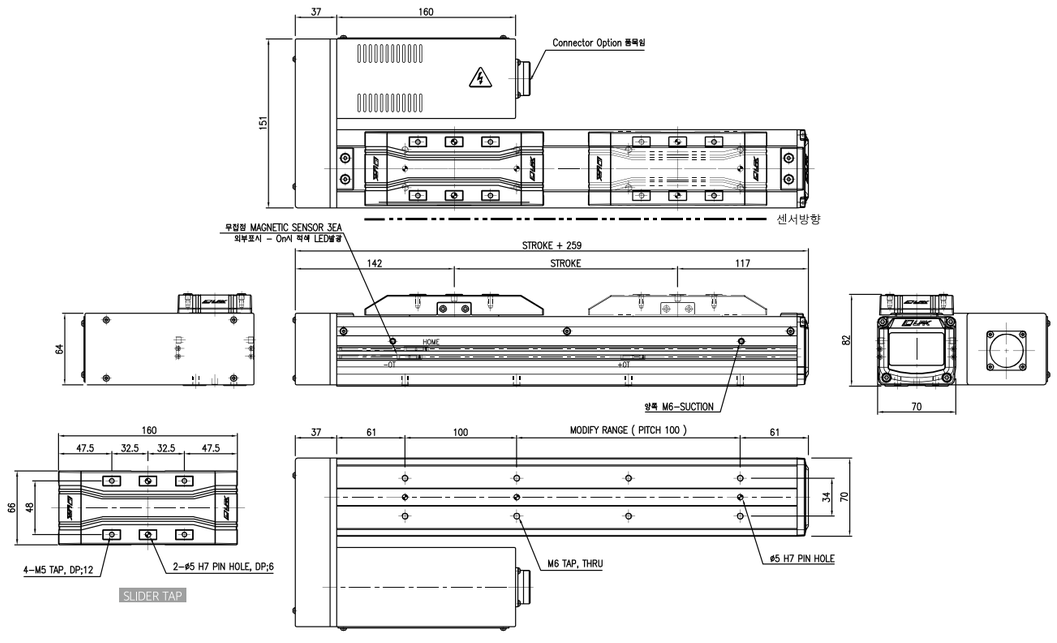

LCP070-RT

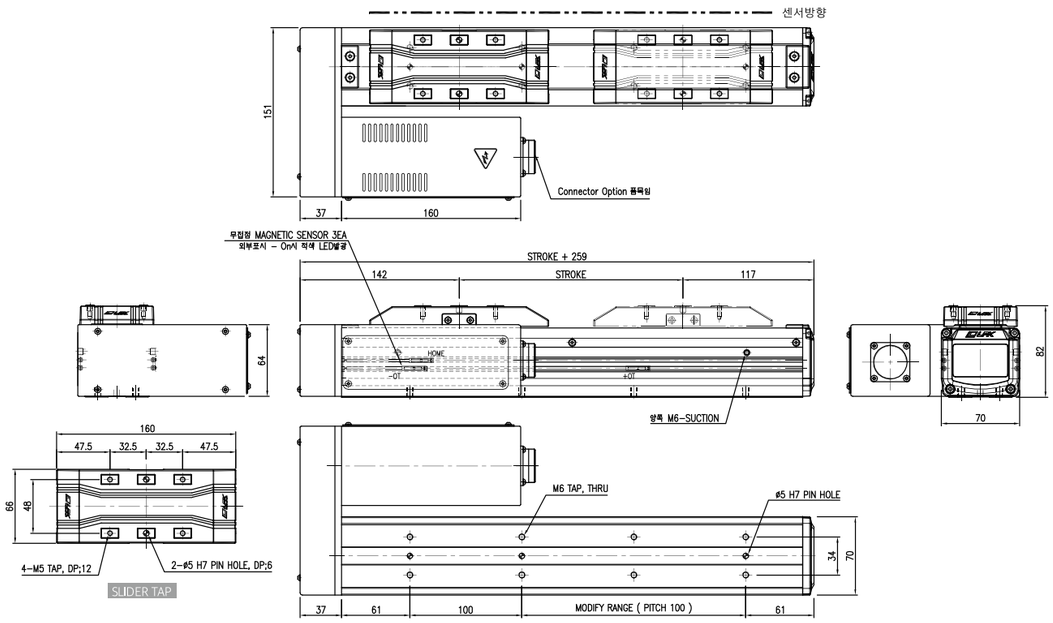

LCP070-UT

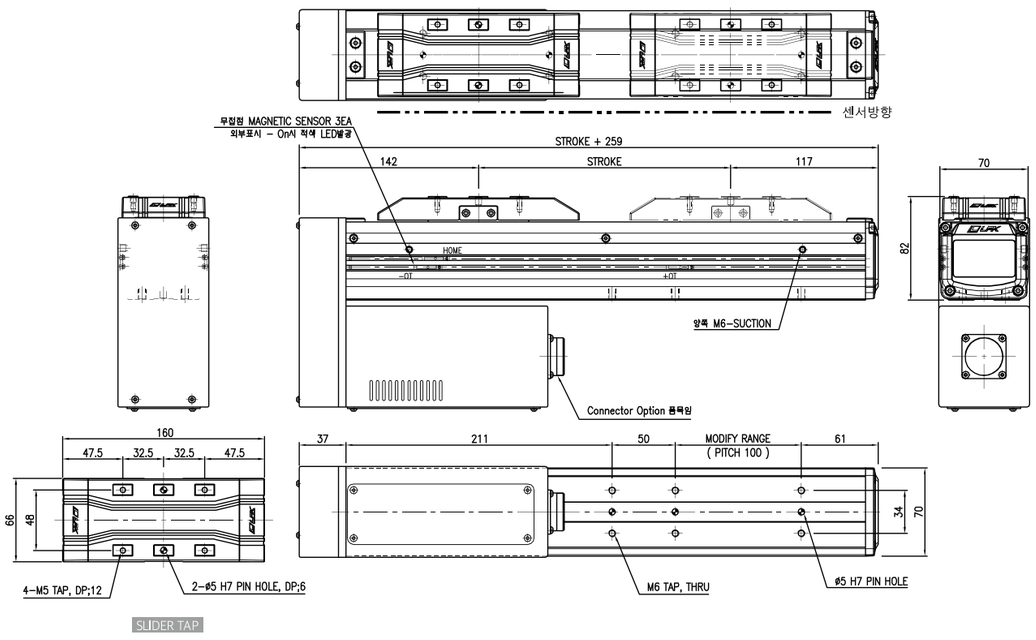

LCP090 Series

Specification

• AC Servo Motor Output	100W	200W
• AC Servo Motor RPM	3000 RPM	
• Repeatability	±0.02 mm	
• Deceleration Mechanism	Ball Screw(Class 7), Ø15 Lead 20mm, 10mm, 5mm	
• Stroke (mm)	10 ~ 1200	
• LM Guide Bearing	One Way 42-2BLOCK	
• Main Base & Slider	Aluminum Profile, Soft Anodizing	
• Base Second Moment of Area(mm^4)	Ix = 4.13E + 05, Iy = 1.60E + 06	

Stroke By Max Speed

Stroke (mm)			100	200	300	400	500	600	700	800	900	1000	1100	1200
Max Speed (mm/sec)	Ø15	Lead 20mm	1000						920	730	595	495	415	355
		Lead 10mm	500						450	360	290	240	205	175
		Lead 05mm	250						225	180	145	120	100	85

주1) Stroke 1500mm 초과 사용 시 당사로 필히 문의 요망. 주2) 벽면부착(Wall Mount)사용 조건 시 당사로 문의 요망.

가반 하중(Max Payload)

Stroke (mm)			100W	200W
Max Payload (kg)	Ø15	Lead 20mm	Horizontal : 2	Horizontal : 28
			Vertical : 2	Vertical : 8
		Lead 10mm	Horizontal : 12	Horizontal : 30
			Vertical : 8	Vertical : 16

주1) Stroke : 300mm, Speed : Max Speed, Acceleration : 0.2 sec, Servo motor Rotate : 3000rpm, Pause Time : 0 sec
Lm Guide 수명 조건 : 정하중, 분당왕복수 : Max, 수명시간&거리 : 20000이상 조건임.

주2) 벽면부착(Wall Mount)사용 조건 시 당사로 문의 요망.

Robot Weight

Stroke (mm)			100	200	300	400	500	600	700	800	900	1000	1100	1200
Weight (Kg)	Straight	100W	6.5	7,4	8.3	9.2	10.1	11	11.9	12.8	13.7	14.6	15.5	16.4
		200W	6.9	7.8	8.7	9.6	10.5	11.4	12.3	13.2	14.1	15	15.9	16.8
	Parallel	100W	6.5	7.2	7.9	8.6	9.3	10	10.7	11.4	12.1	12.8	13.5	14.2
		200W	6.8	7.5	8.2	8.9	9.6	10.3	11	11.7	12.4	13.1	13.8	14.5

The weight of the model equipped with a brake is 0.35Kg(0.65Kg) heavier than this value.

LCP090-ST

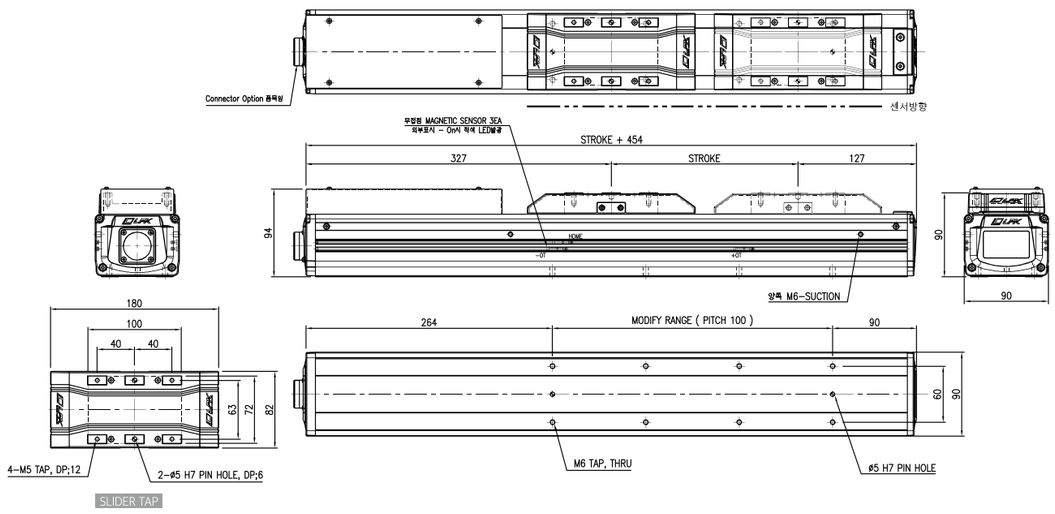

LCP090-RT

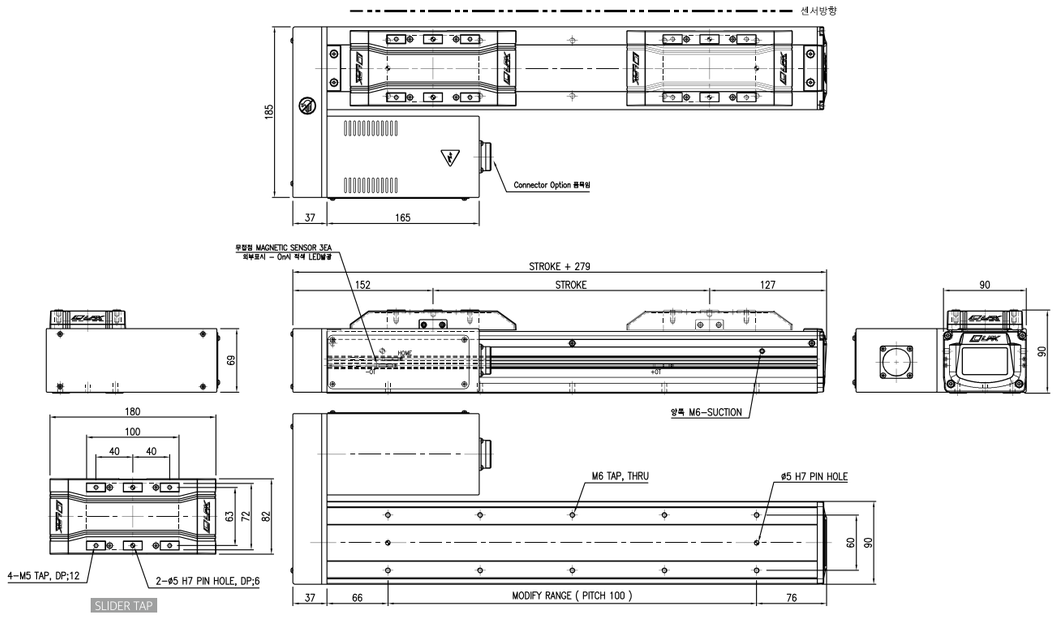

LCP090-LT

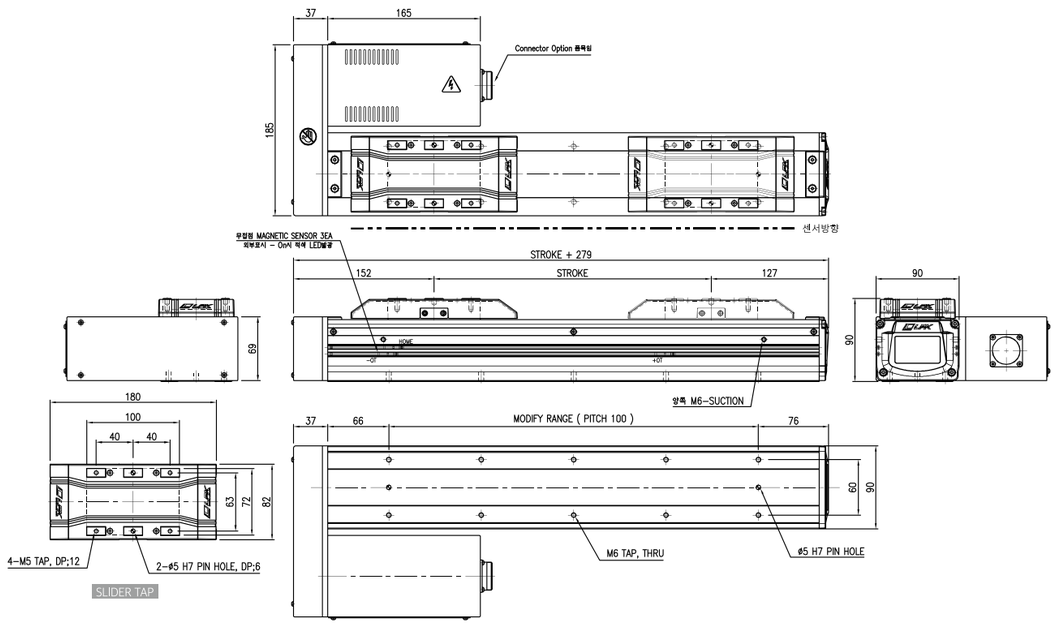

LCP090-UT

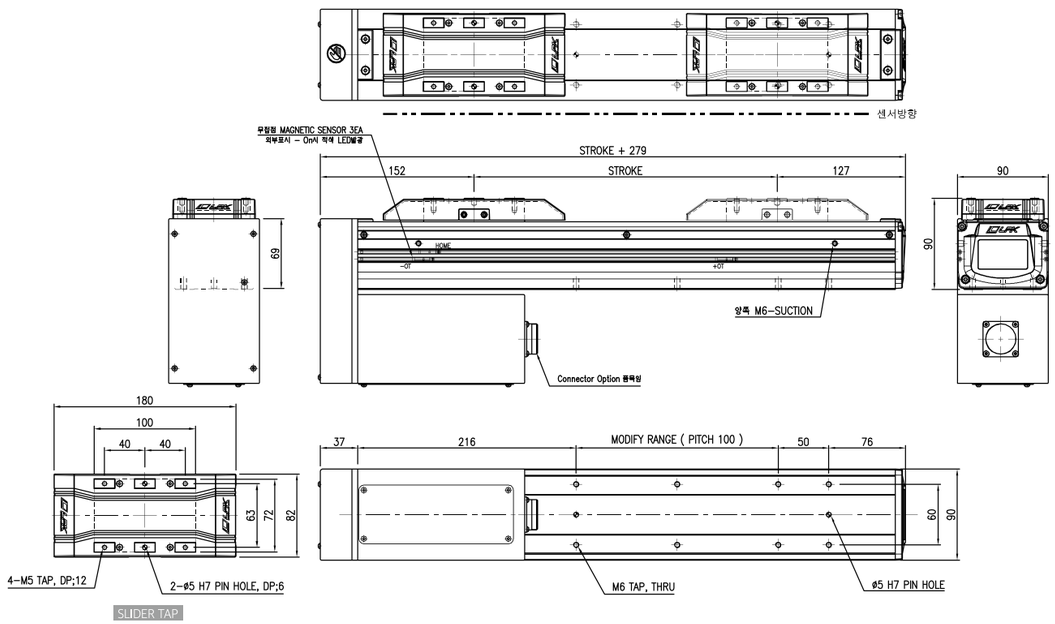

LCP092 Series

Specification

• AC Servo Motor Output	100W	200W
• AC Servo Motor RPM	3000 RPM	
• Repeatability	±0.02 mm	
• Deceleration Mechanism	Ball Screw(Class 7), Ø15 Lead 20mm, 10mm, 5mm	
• Stroke (mm)	10 ~ 1200	
• LM Guide Bearing	One Way 20W-1BLOCK	
• Main Base & Slider	Aluminum Profile, Soft Anodizing	
• Base Second Moment of Area(mm^4)	Ix = 1.30E + 06, Iy = 2.17E + 06	

Stroke By Max Speed

Stroke (mm)			100	200	300	400	500	600	700	800	900	1000	1100	1200
Max Speed (mm/sec)	Ø15	Lead 20mm	1000							800	635	525	440	375
		Lead 10mm	500						495	350	285	235	200	170
		Lead 05mm	250						245	175	140	115	100	85

주1) Stroke 1500mm 초과 사용 시 당사로 필히 문의 요망. 주2) 상기 속도표는 Ball Screw 고정-지지 시 Max 값임.

가반 하중(Max Payload)

Stroke (mm)			100W	200W
Max Payload (kg)	Ø15	Lead 20mm	Horizontal : 3	Horizontal : 13
			Vertical : 1	Vertical : 7
		Lead 10mm	Horizontal : 12	Horizontal : 25
			Vertical : 7	Vertical : 12
		Lead 05mm	Horizontal : 25	Horizontal : 30
			Vertical : 12	Vertical : 14

주1) 주1) Stroke : 300mm, Speed : Max Speed, Acceleration : 0.2 sec, Servo motor Rotate : 3000rpm, Servo motor Load Inertia : 12배 이하, Pause Time : 0 ser
Lm Guide 수명 조건 : 정하중, 분당왕복수 : Max, 수명시간&거리 : 20000이상 조건임

주2) 벽면부착(Wall Mount)사용 조건 시 당사로 문의 요망.

Robot Weight

Stroke (mm)			100	200	300	400	500	600	700	800	900	1000	1100	1200
Weight (Kg)	Straight	100W	7.5	8.4	9.3	10.2	11.1	12.	12.9	13.8	14.7	15.6	16.5	17.4
		200W	7.9	8.8	9.7	10.6	11.5	12.4	13.3	14.2	15.1	16	16.9	17.8
	Parallel	100W	6.7	7.6	8.5	9.4	10.3	11.2	12.1	13	13.9	14.8	15.7	16.6
		200W	7.1	8	8.9	9.8	10.7	11.6	12.5	13.4	14.3	15.2	16.1	17

The weight of the model equipped with a brake is 0.35kg (0.65kg) heavier than this value.

LCP092-ST

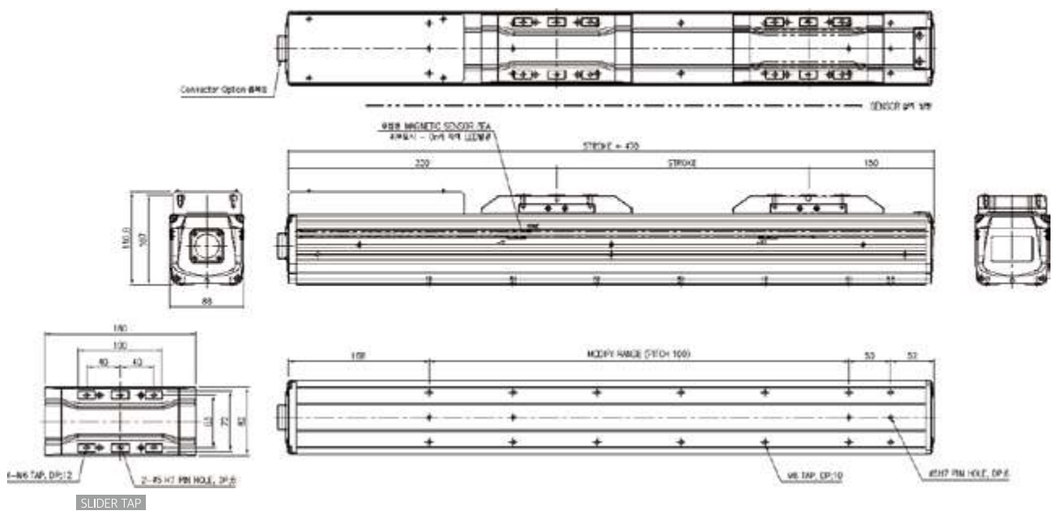

LCP092-LT

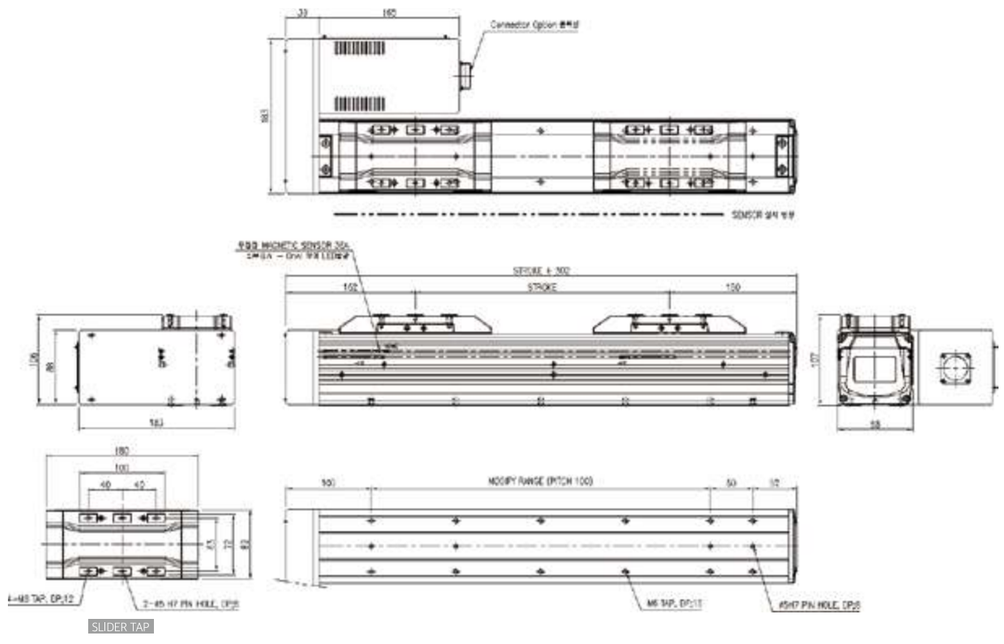

LCP092-RT

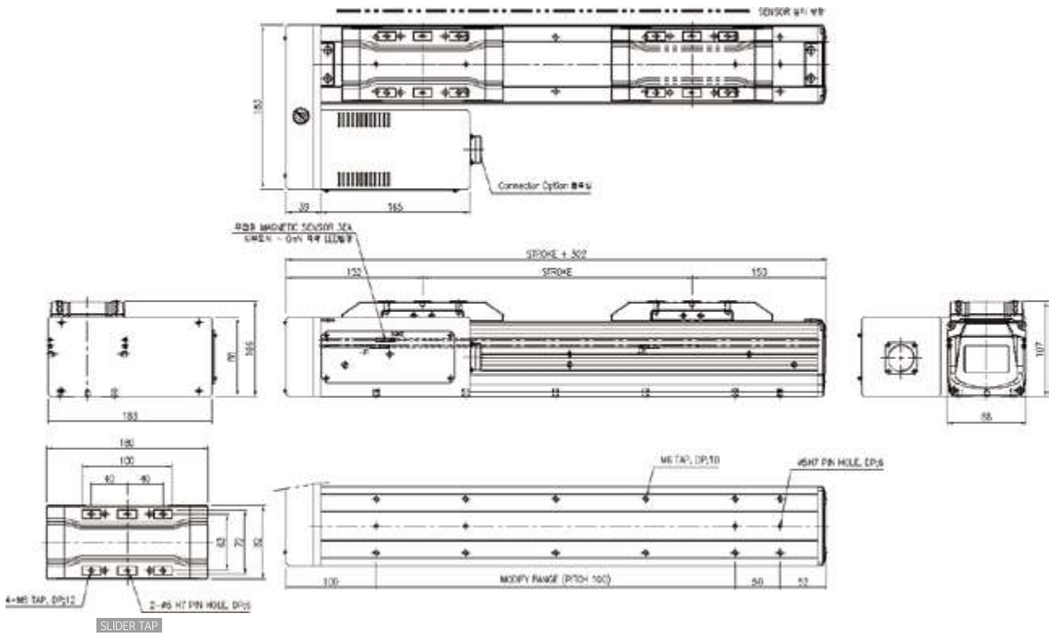

LCP092-UT

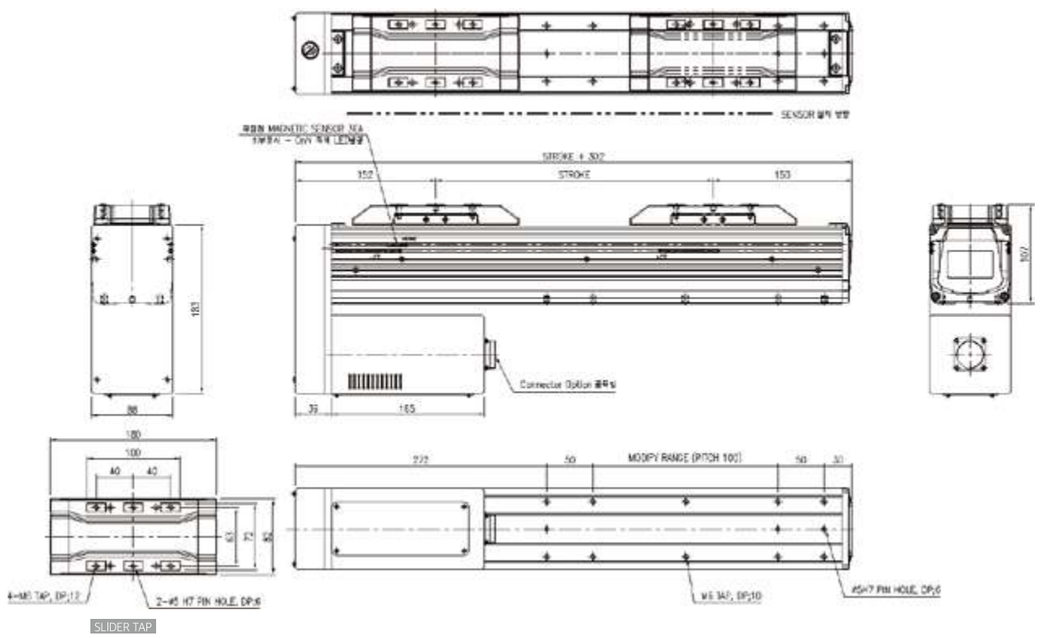

LCP120 Series

Specification

• AC Servo Motor Output	200W	400W
• AC Servo Motor RPM	3000 RPM	
• Repeatability	±0.02 mm	
• Deceleration Mechanism	Ball Screw(Class 7), Ø15 Lead 20mm, 10mm, 5mm	
• Stroke (mm)	10 ~ 1500	
• LM Guide Bearing	Two Way 15W-2BLOCK	
• Main Base & Slider	Aluminum Profile, Soft Anodizing	
• Base Second Moment of Area(mm^4)	Ix = 5.89E + 05, Iy = 4.60E + 06	

Stroke By Max Speed

Stroke (mm)			100	200	300	400	500	600	700	800	900	1000	1100	1200	1300	1400	1500
Max Speed (mm/sec)	Ø15	Lead 20mm	1000						885	705	575	480	405	345	300	260	230
		Lead 10mm	500						435	345	280	235	200	170	-	-	-
		Lead 05mm	250						215	170	140	115	100	85	-	-	-

주1) Stroke 1500mm 초과 사용 시 당사로 필히 문의 요망. 주2) 상기 속도표는 Ball Screw 고정-지지 시 Max 값임.

가반 하중(Max Payload)

Stroke (mm)			200W	400W
Max Payload (kg)	Ø15	Lead 20mm	Horizontal : 28	Horizontal : 45
			Vertical : 10	Vertical : 20
		Lead 10mm	Horizontal : 50	Horizontal : 50
			Vertical : 22	Vertical : 38

주1) Stroke : 500mm, Speed : Max Speed, Acceleration : 0.2 sec, Servo motor Rotate : 3000rpm, Pause Time : 0 sec
Lm Guide 수명 조건 : 정하중, 분당왕복수 : Max, 수명시간&거리 : 20000이상 조건임.

주2) 벽면부착(Wall Mount)사용 조건 시 당사로 문의 요망.

Robot Weight

Stroke (mm)			100	200	300	400	500	600	700	800	900	1000	1100	1200	1300	1400	1500
Weight (Kg)	Straight	200W	8.4	9.5	10.6	11.7	12.8	13.9	15.0	16.1	17.2	18.3	19.4	20.5	21.6	22.7	23.8
		400W	8.9	10.0	11.1	12.2	13.3	14.4	15.5	16.6	17.7	18.8	19.9	21.0	22.1	23.2	24.3
	Parallel	200W	8.4	9.5	10.6	11.7	12.8	13.9	15.0	16.1	17.2	18.3	19.4	20.5	21.6	22.7	23.8
		400W	8.9	10.0	11.1	12.2	13.3	14.4	15.5	16.6	17.7	18.8	19.9	21	22.1	23.2	24.3

The weight of the model equipped with a brake is 0.65Kg heavier than this value.

LCP120-ST

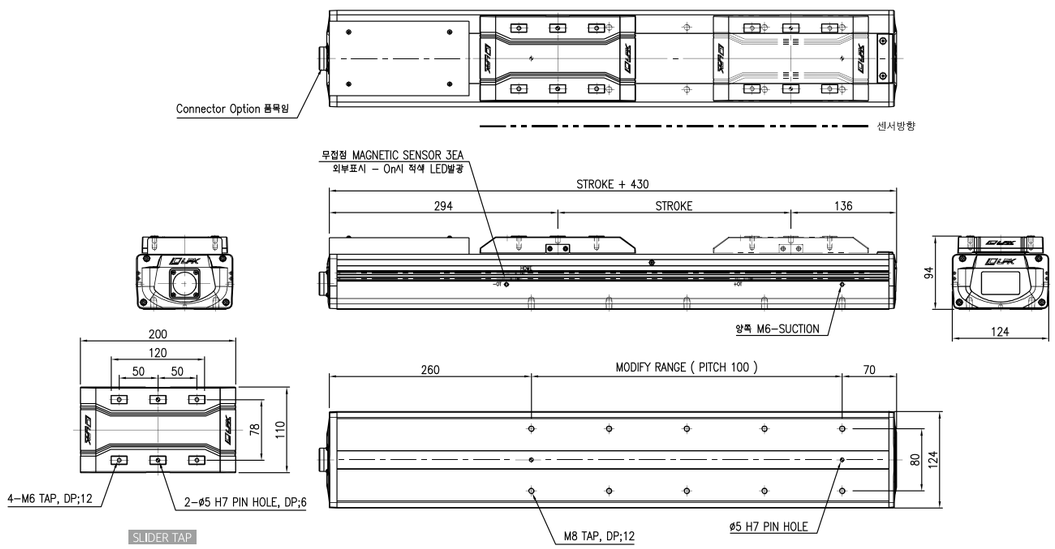

LCP120-RT

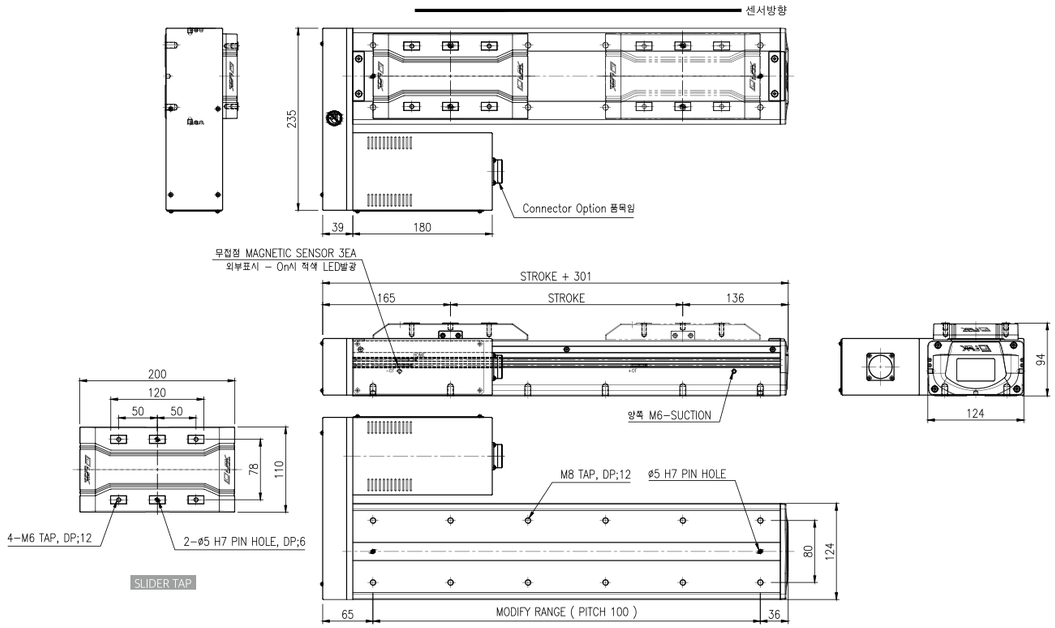

LCP120-LT

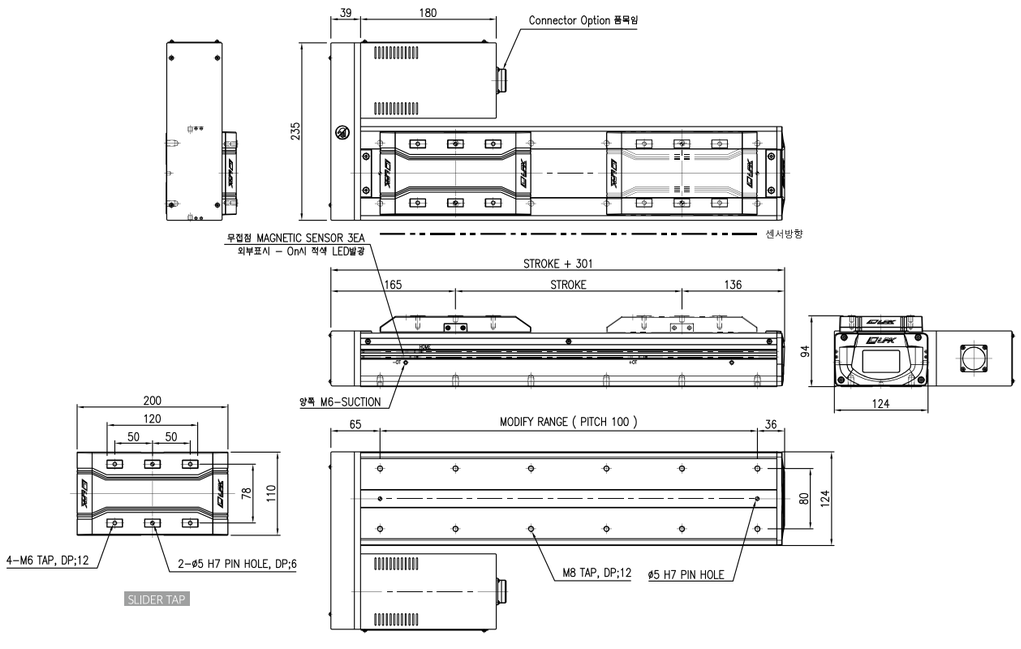

LCP120-UT

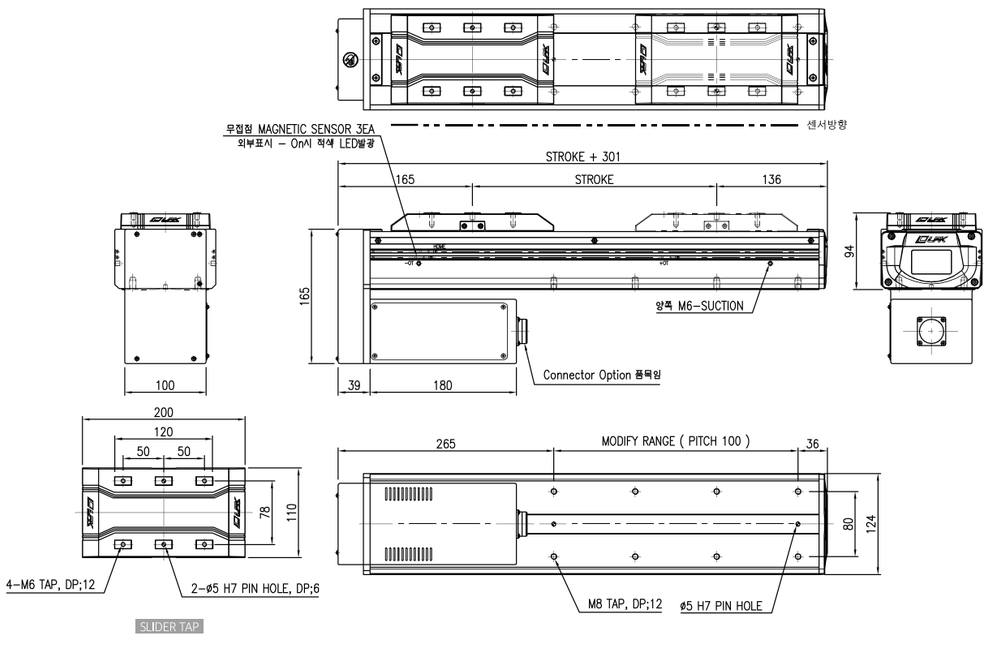

LCP160 Series

Specification

• AC Servo Motor Output	200W	750W
• AC Servo Motor RPM	3000 RPM	
• Repeatability	±0.02 mm	
• Deceleration Mechanism	Ball Screw(Class 7), Ø15, Ø20 Lead 20mm, 10mm, 5mm	
• Stroke (mm)	10 ~ 2000	
• LM Guide Bearing	Two Way 20W-2BLOCK	
• Main Base & Slider	Aluminum Profile, Soft Anodizing	
• Base Second Moment of Area(mm^4)	Ix = 1.54E + 06, Iy = 1.12E + 07	

Stroke By Max Speed

Stroke (mm)			100	200	300	400	500	600	700	800	900	1000	1100	1200	1300	1400	1500	1600	1700	1800	1900	2000	2100	2200
Max Speed (mm/sec)	Ø15	Lead 20mm	1000						815	-	-	-	-	-	-	-	-	-	-	-	-	-	-	-
		Lead 10mm	500						400	-	-	-	-	-	-	-	-	-	-	-	-	-	-	-
		Lead 05mm	250						200	-	-	-	-	-	-	-	-	-	-	-	-	-	-	-
	Ø20	Lead 20mm	1000							890	730	610	520	445	385	340	300	265	240	215	195	175	160	150
		Lead 10mm	500							455	375	310	265	225	195	175	150	135	120	-	-	-	-	-
		Lead 05mm	250							225	185	155	130	115	100	85	75	65	60	-	-	-	-	-

주1) Stroke 2000mm 초과 사용 시 당사로 필히 문의 요망. 주2) 상기 속도표는 Ball Screw 고정-지지 시 Max 값임.

가반 하중(Max Payload)

Stroke (mm)			400W	750W			400W	750W
Max Payload (kg)	Ø15	Lead 20mm	Horizontal : 35	Horizontal : 80	Ø20	Lead 20mm	Horizontal : 30	Horizontal : 70
			Vertical : 20	Vertical : 30			Vertical : 20	Vertical : 30
		Lead 10mm	Horizontal : 80	Horizontal : 80		Lead 10mm	Horizontal : 75	Horizontal : 80
			Vertical : 40	Vertical : 45			Vertical : 40	Vertical : 45

주1) Stroke : 500mm, Speed : Max Speed, Acceleration : 0.2 sec, Servo motor Rotate : 3000rpm, Pause Time : 0 sec
Lm Guide 수명 조건 : 정하중, 분당왕복수 : Max, 수명시간&거리 : 20000이상 조건임.

주2) 벽면부착(Wall Mount)사용 조건 시 당사로 문의 요망.

Robot Weight

Stroke (mm)			100	200	300	400	500	600	700	800	900	1000	1100	1200	1300	1400	1500	1600	1700	1800	1900	2000	2100	2200
Weight (Kg)	Straight	400W	14.7	16.3	17.9	19.5	21.1	22.7	24.3	25.9	27.5	29.1	30.7	32.3	33.9	35.5	37.1	38.7	40.3	41.9	43.5	45.1	46.7	48.3
		750W	16.1	17.7	19.3	20.9	22.5	24.1	25.7	27.3	28.9	30.5	32.1	33.7	35.3	36.9	38.5	40.1	41.7	43.3	44.9	46.5	48.1	49.7
	Parallel	400W	14.5	16.0	17.5	19.0	20.5	22.0	23.5	25.0	26.5	28.0	29.5	31.0	32.5	34.0	35.5	37.0	38.5	40.0	41.5	43.0	44.5	46.0
		750W	15.9	17.4	18.9	20.4	21.9	23.4	24.9	26.4	27.9	29.4	30.9	32.4	33.9	35.4	36.9	38.4	39.9	41.4	42.9	44.4	45.9	47.4

The weight of the model equipped with a brake is 0.65Kg (1.2Kg) heavier than this value.

LCP160-ST

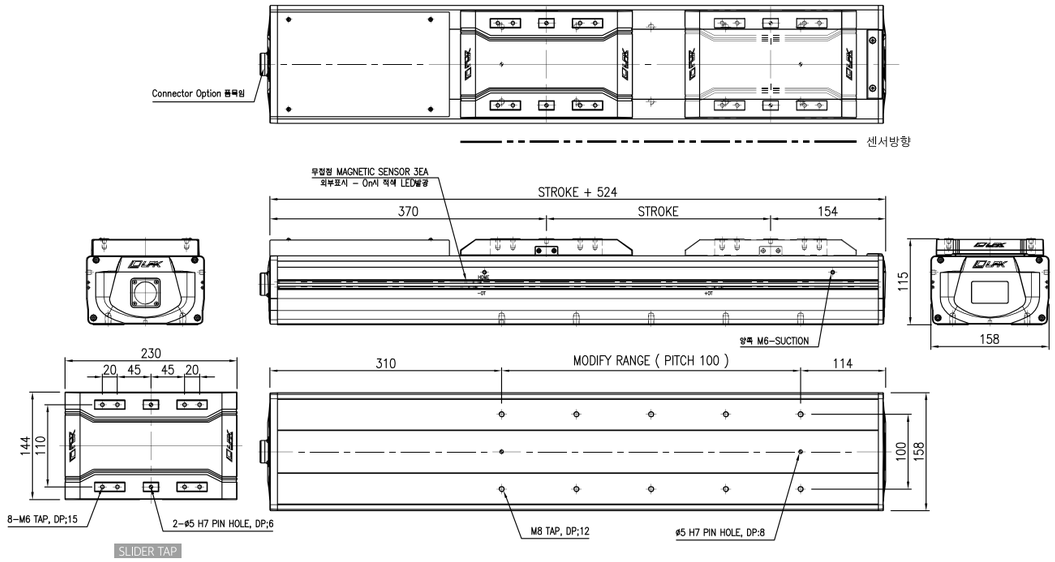

LCP160-LT

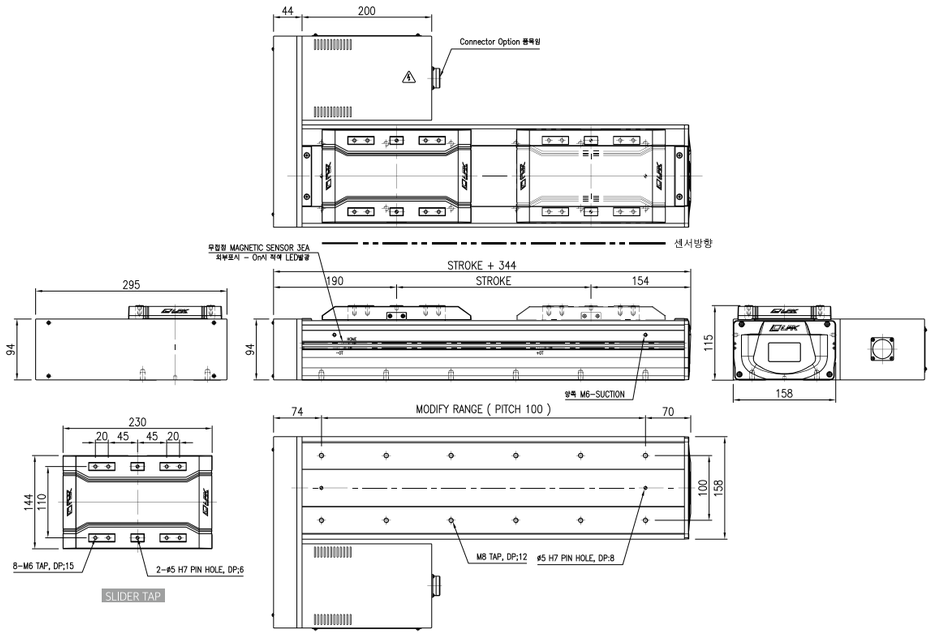

LCP160-RT

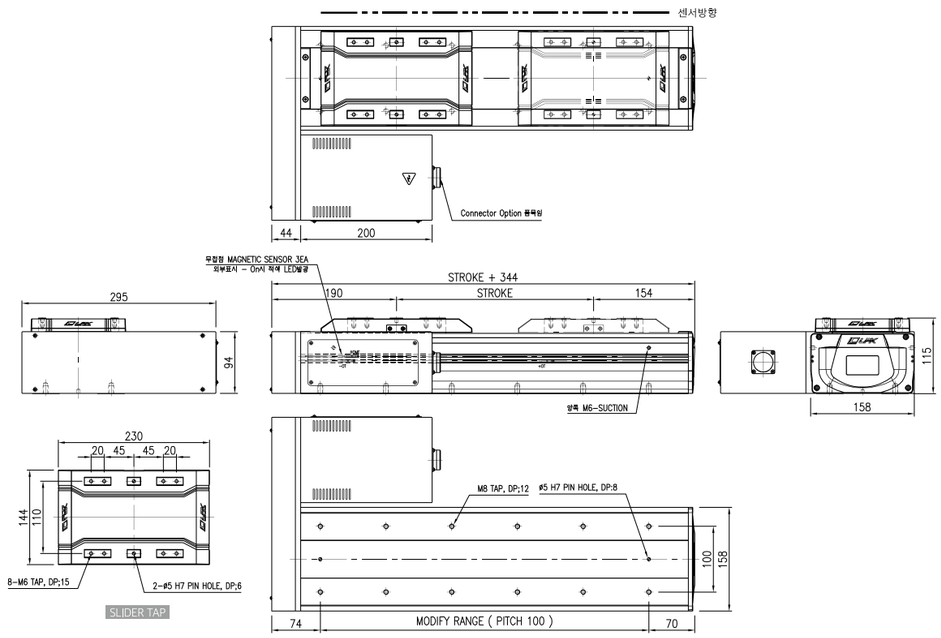

LCP160-UT

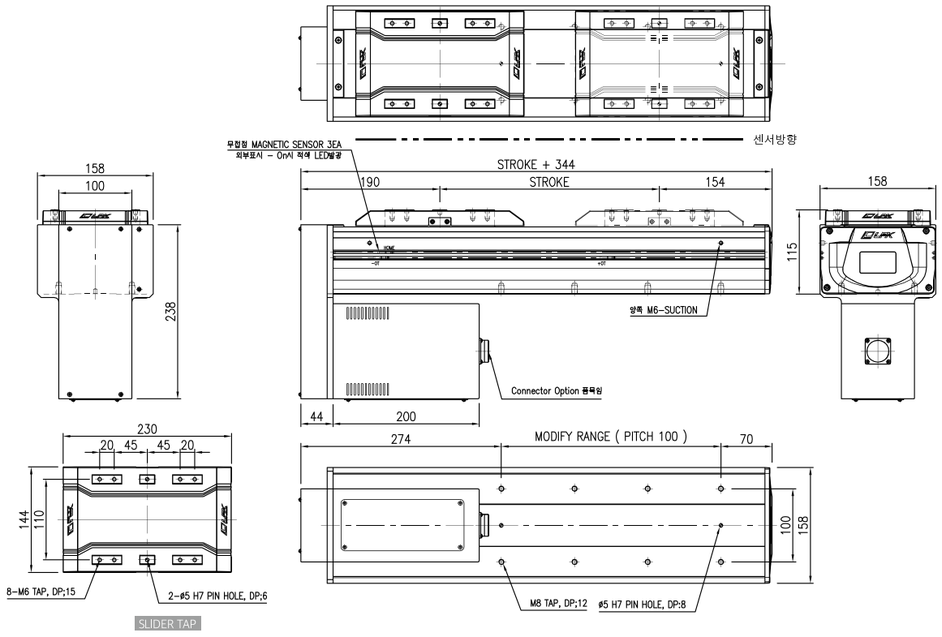

LCP200 Series

Specification

• AC Servo Motor Output	400W	750W
• AC Servo Motor RPM	3000 RPM	
• Repeatability	±0.02 mm	
• Deceleration Mechanism	Ball Screw(Class 7), Ø20 Lead 20mm, 10mm, 5mm	
• Stroke (mm)	10 ~ 2000	
• LM Guide Bearing	Two Way 25W-2BLOCK	
• Main Base & Slider	Aluminum Profile, Soft Anodizing	
• Base Second Moment of Area(mm^4)	Ix = 1.85E + 06, Iy = 2.61E + 07	

Stroke By Max Speed

Stroke (mm)			100	200	300	400	500	600	700	800	900	1000	1100	1200	1300	1400	1500	1600	1700	1800	1900	2000	2100
Max Speed (mm/sec)	Ø20	Lead 20mm	1000							830	685	575	490	425	370	325	290	255	230	210	190	170	155
		Lead 10mm	500							425	350	295	250	215	190	165	145	130	-	-	-	-	-
		Lead 05mm	250							210	175	145	125	105	95	80	70	65	-	-	-	-	-

주1) Stroke 2000mm 초과 사용 시 당사로 필히 문의 요망. 주2) 상기 속도표는 Ball Screw 고정-지지 시 Max 값임.

가반 하중(Max Payload)

Stroke (mm)			400W	750W
Max Payload (kg)	Ø20	Lead 20mm	Horizontal : 50	Horizontal : 100
			Vertical : 20	Vertical : 38
		Lead 10mm	Horizontal : 80	Horizontal : 120
			Vertical : 40	Vertical : 60

주1) Stroke : 500mm, Speed : Max Speed, Acceleration : 0.2 sec, Servo motor Rotate : 3000rpm, Pause Time : 0 sec
Lm Guide 수명 조건 : 정하중, 분당왕복수 : Max, 수명시간&거리 : 20000이상 조건임.

주2) 벽면부착(Wall Mount)사용 조건 시 당사로 문의 요망

Robot Weight

Stroke (mm)			100	200	300	400	500	600	700	800	900	1000	1100	1200	1300	1400	1500	1600	1700	1800	1900	2000	2100
Weight (Kg)	Straight	400W	22.7	25.0	27.3	29.6	31.9	34.2	36.5	38.8	41.1	43.4	45.7	48.0	50.3	52.6	54.9	57.2	59.5	61.8	64.1	66.4	68.7
		750W	24.1	26.4	28.7	31.0	33.3	35.6	37.9	40.2	42.5	44.8	47.1	49.4	51.7	54.0	56.3	58.6	60.9	63.2	65.5	67.8	70.1
	Parallel	400W	21.0	23.4	25.8	28.2	30.6	33.0	35.4	37.8	40.2	42.6	45.0	47.4	49.8	52.2	54.6	57.0	59.4	61.8	64.2	66.6	69.0
		750W	22.4	24.8	27.2	29.6	32.0	34.4	36.8	39.2	41.6	44.0	46.4	48.8	51.2	53.6	56.0	58.4	60.8	63.2	65.6	68.0	70.4

The weight of the model equipped with a brake is 0.65Kg (1.2Kg) heavier than this value.

LCP200-ST

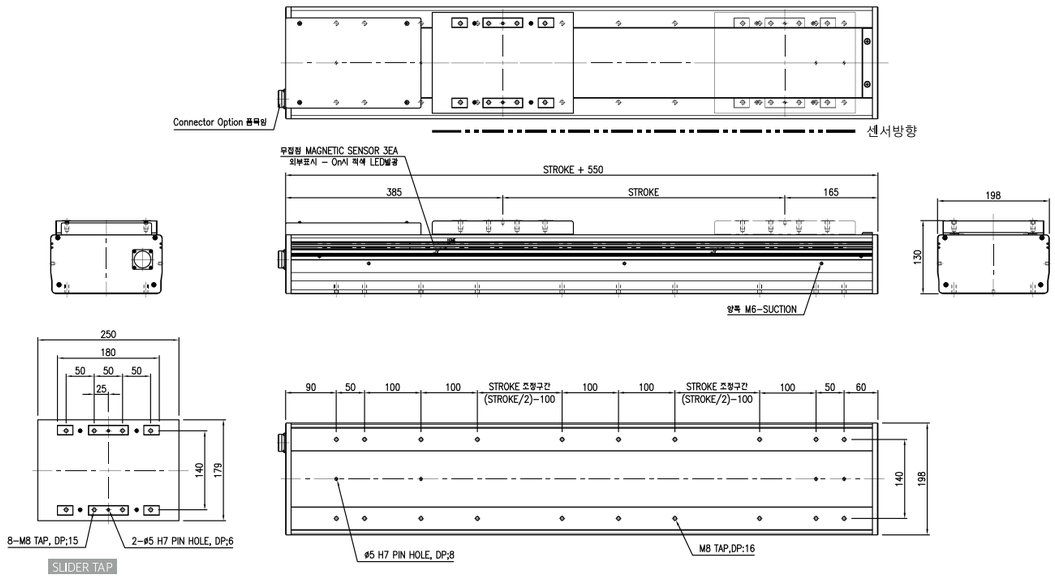

LCP200-RT

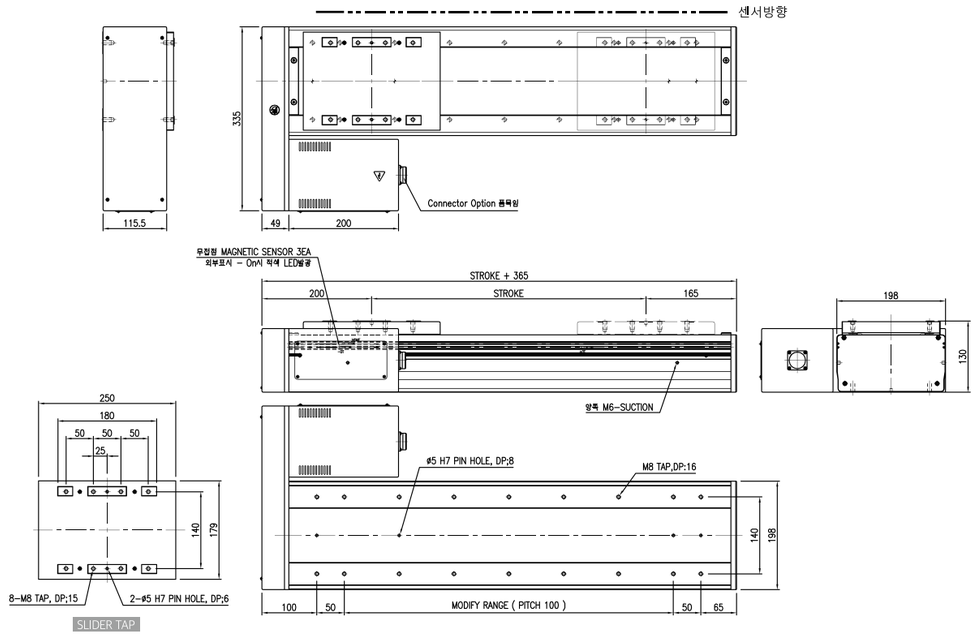

LCP200-LT

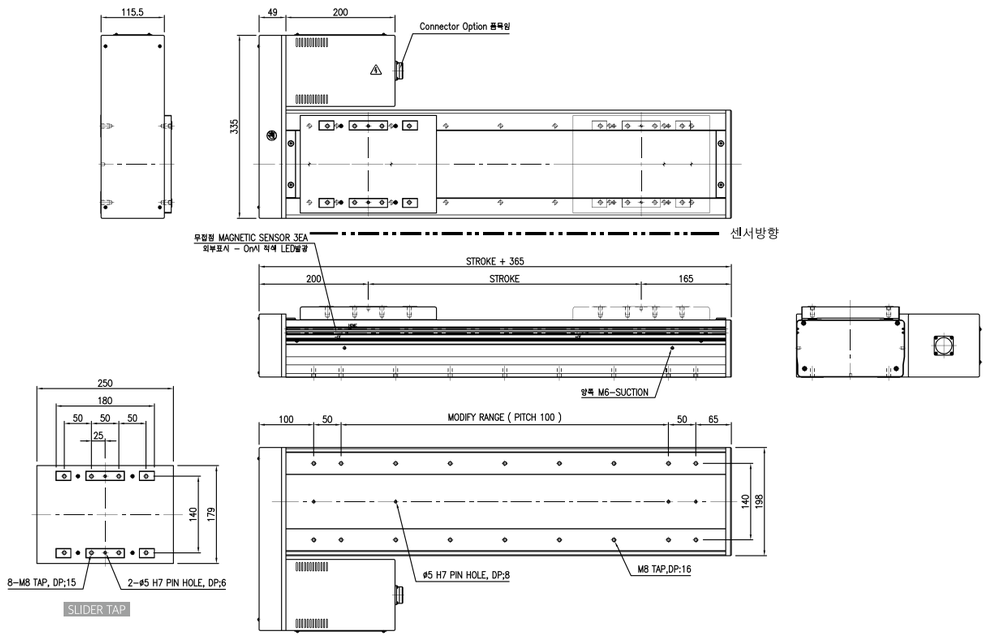

LCP200-UT

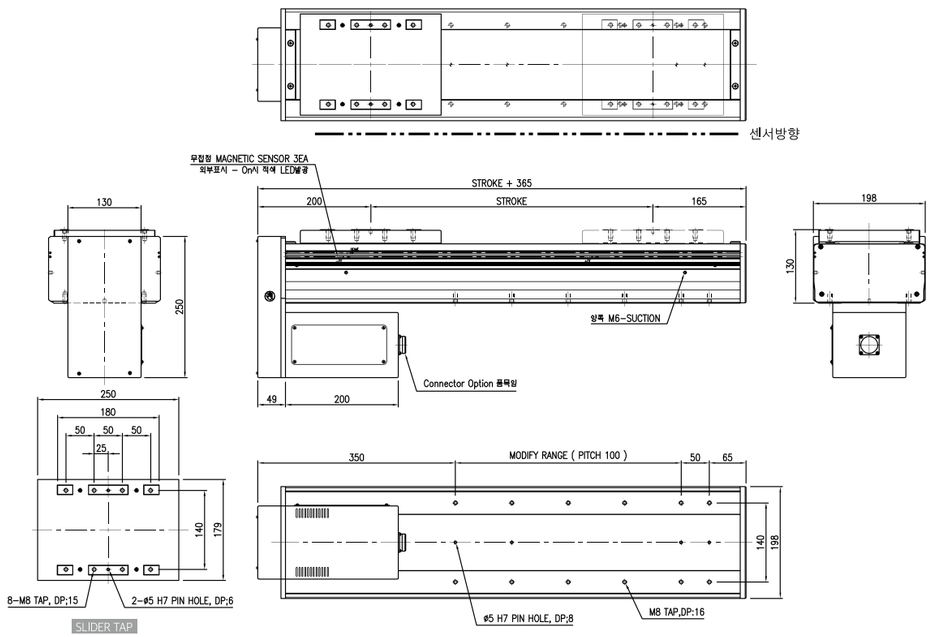

LPK ROBOTICS

직교로봇 BP 시리즈

Timing Belt Robot Series

BP090

BP092-1

BP092

BP120

BP160

BP200



*BP120

LPK ROBOTICS

BP Series Model Code

BP	120	-	2	F	L	T1	-	800L	-	40	R5	-	B	R1	E1	C
①	②		③	④	⑤	⑥		⑦		⑧	⑨		⑩	⑪	⑫	⑬

❶ 형식 Type

BP - LPK Co., Ltd. Cartesian Robot, Timing Belt Type

❷ Model

090 - Robot Body Width 85 mm, Height 72
092 - Robot Body Width 88 mm, Height 92
120 - Robot Body Width 124 mm, Height 86
160 - Robot Body Width 158 mm, Height 108
200 - Robot Body Width 198 mm, Height 124

❸ Slide Table Q'ty

None - Slide Table 1 Set (Standard)
2~5 - Slide Table Q'ty (Option)

❹ Driving Shape

S - Straight Coupling Type
F - Parallel Front Pulley Type
D - Parallel Top Pulley Type
U - Parallel Under Pulley Type

❺ Motor Shape

L - Motor Left Position Type
R - Motor Right Position Type

❻ Base Mount Hole

T - Tap Type
T1 - Tap Type - Lm Block 1Block (BP092 Only)
B - Counter Bore Type
B1 - Counter Bore Type - Lm Block 1Block (BP092 Only)

❼ Stroke

The Distance Between - Limit and + Limit (mm)

❽ Motor Capacity

10 - Motor Rated Output 100W
20 - Motor Rated Output 200W
40 - Motor Rated Output 400W
70 - Motor Rated Output 750W
1K - Motor Rated Output 1KW (Option)

❾ Reduction Gear Ratio Option

None - Without Reduction Gear (Standard)
R3~10 - With Reduction Gear Ratio

❿ Robot Color Option

None - Soft White Anodizing (Standard)
B - Soft Black Anodizing

⓫ Surface Treatment Option

None - Without Surface Treatment (Standard)
R1 - LM Rail Raydent
R2 - LM Rail and Block Raydent

⓬ Sensor Option

None - DC-24V Proximity LED Sensor (Standard)
E1 - External Photo Sensor Only
E2 - External Photo Sensor + Connector
E3 - External Photo Sensor + Connector + Cable

⓭ Cableveyor Option

None - Without Cableveyor (Standard)
C - With Cableveyor

Straight Coupling Type Example

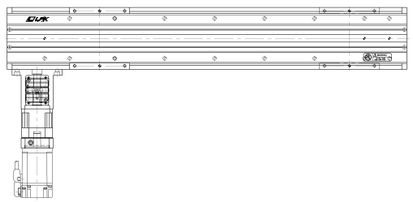

BP090 Series

Specification

• AC Servo Motor Output	200W	400W
• AC Servo Motor RPM	3000 RPM	
• Repeatability	±0.1 mm	
• Drive System	Timing Belt	
• Pully Reduction Ratio (Standard)	1500 rpm (1/2)	
• Stroke (mm)	100 ~ 1500	
• Drive Pully & P.C.D	T5-15NT , Ø23.87	
• Drive Belt	T5, 23W	
• LM Guide Bearing	One Way 42-2BLOCK	
• Main Base & Slider	Aluminum Profile, Soft Anodizing	
• Base Second Moment of Area(mm^4)	Ix = 1.83E + 05, Iy = 1.09E + 06	

MAX SPEED & Max PAY LOAD (Horizontal Only)

AC Servo Motor Output	200W				400W			
Reduction Ratio(Reducer)	2	3	5	10	2	3	5	10
Max Speed (mm/sec)	1875	1250	750	375	1875	1250	750	375
Max Payload(kg) (Horizontal)	8	16	28	35	11	16	28	35

주1) Stroke 1500mm 초과 사용 시 당사로 필히 문의 요망.

주2) Stroke : 1000mm, Speed : Max Speed, Acceleration : 0.3 sec, Servo motor Rotate : 3000rpm, Pause Time : 0 sec
Lm Guide 수명 조건 : 정하중, 분당 왕복수 : Max, 수명 시간&거리 : 20000 이상 조건임.

주3) 벽면 부착(Wall Mount)사용 조건 시 당사로 문의 요망.

주4) 감속기 사용 시 일부 품목의 치수가 변경될 수 있음. 당사로 문의 요망

Robot Weight

Stroke (mm)		100	200	300	400	500	600	700	800	900	1000	1100	1200	1300	1400	1500
Weight (Kg)	200W	8.1	8.7	9.3	9.9	10.5	11.1	11.7	12.3	12.9	13.5	14.1	14.7	15.3	15.9	16.5
	400W	8.6	9.2	9.8	10.4	11	11.6	12.2	12.8	13.4	14	14.6	15.2	15.8	16.4	17

BP090-FLT / FRT(대칭)

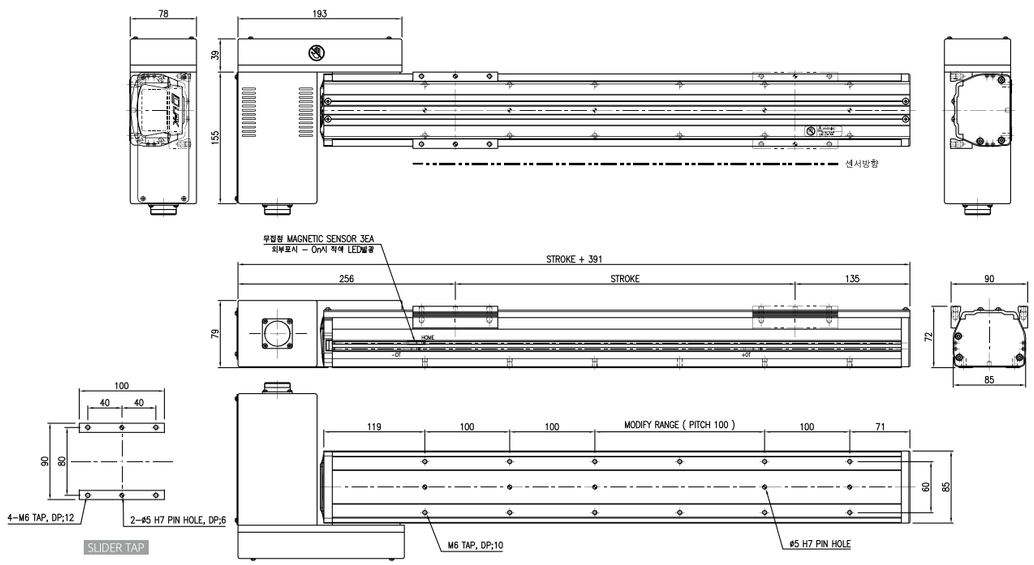

BP090-DLT / DRT(대칭)

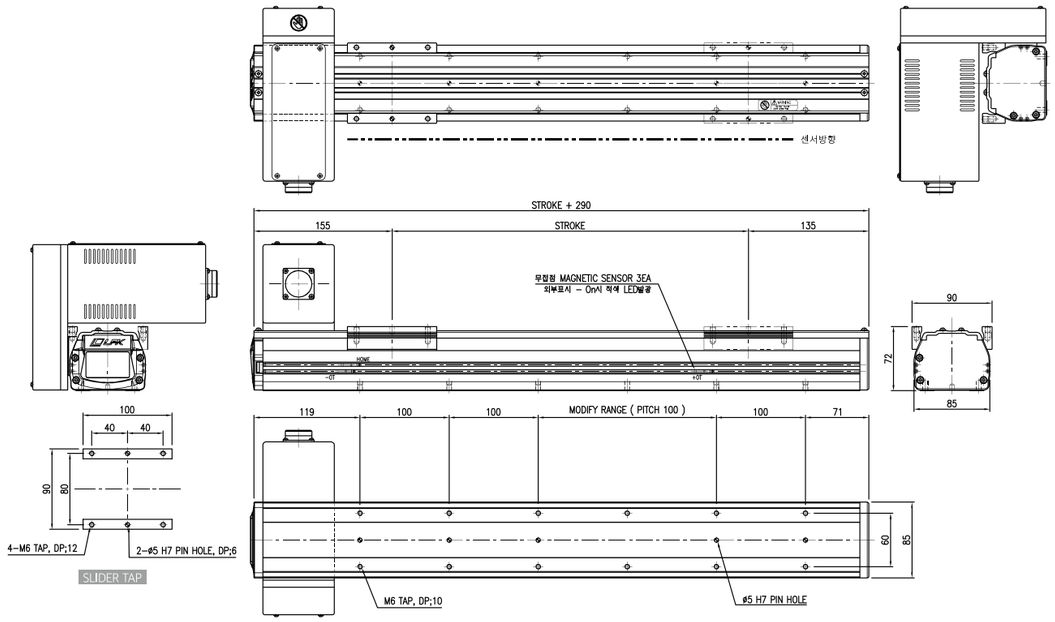

BP090-FLB / FRB(대칭)

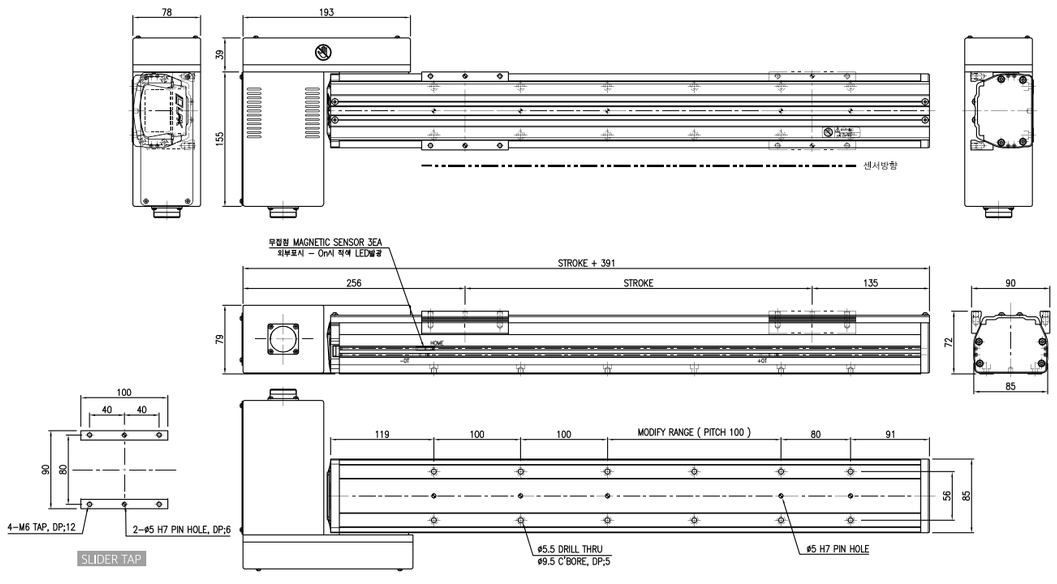

BP090-DLB / DRB(대칭)

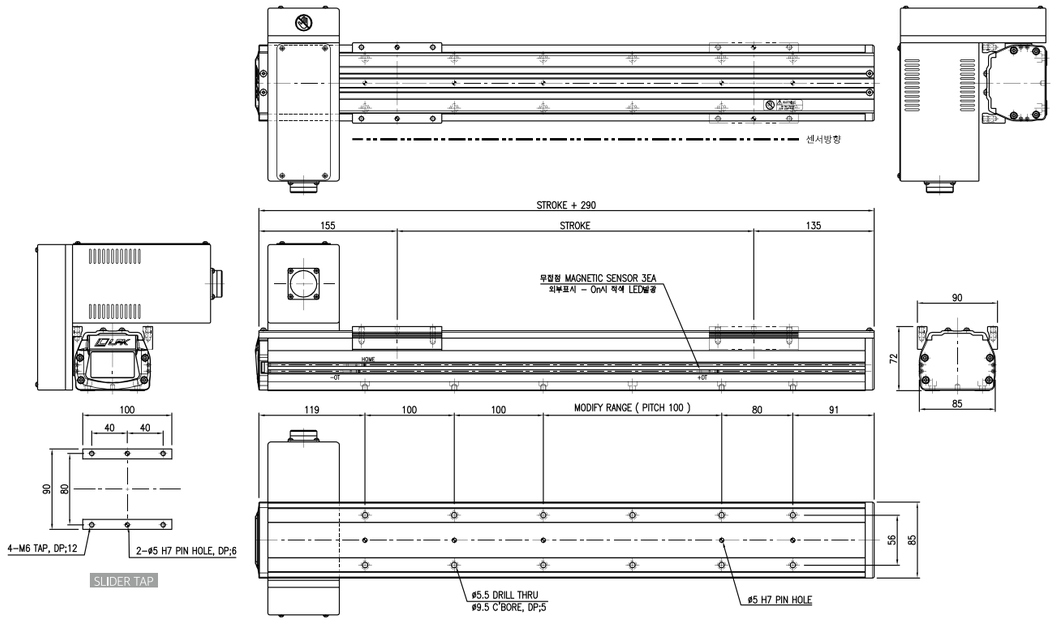

BP090-ULT / URT(대칭)

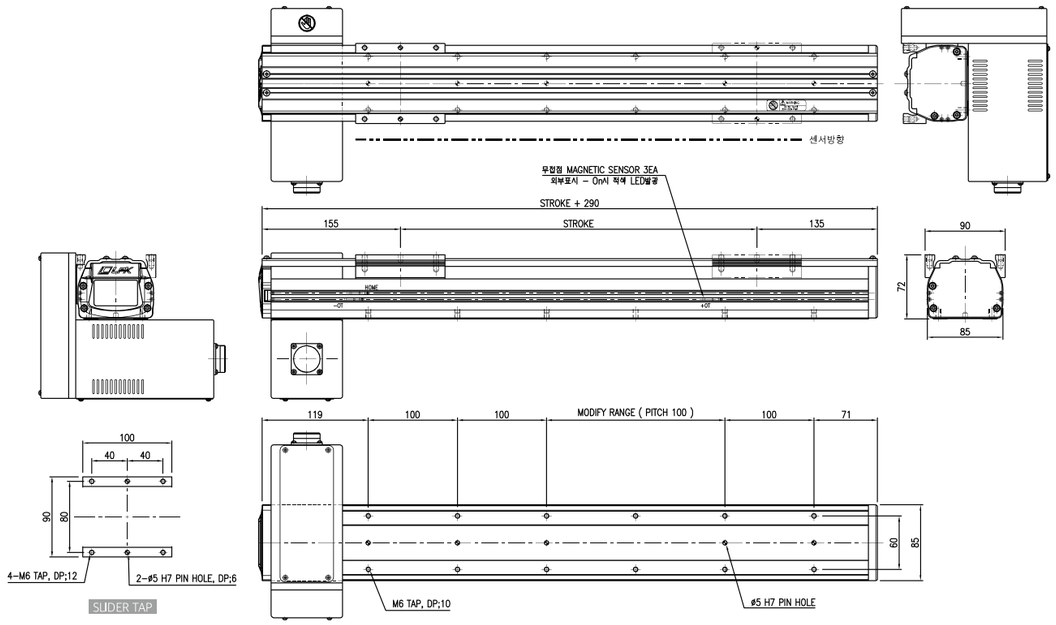

BP090-ULB / URB(대칭)

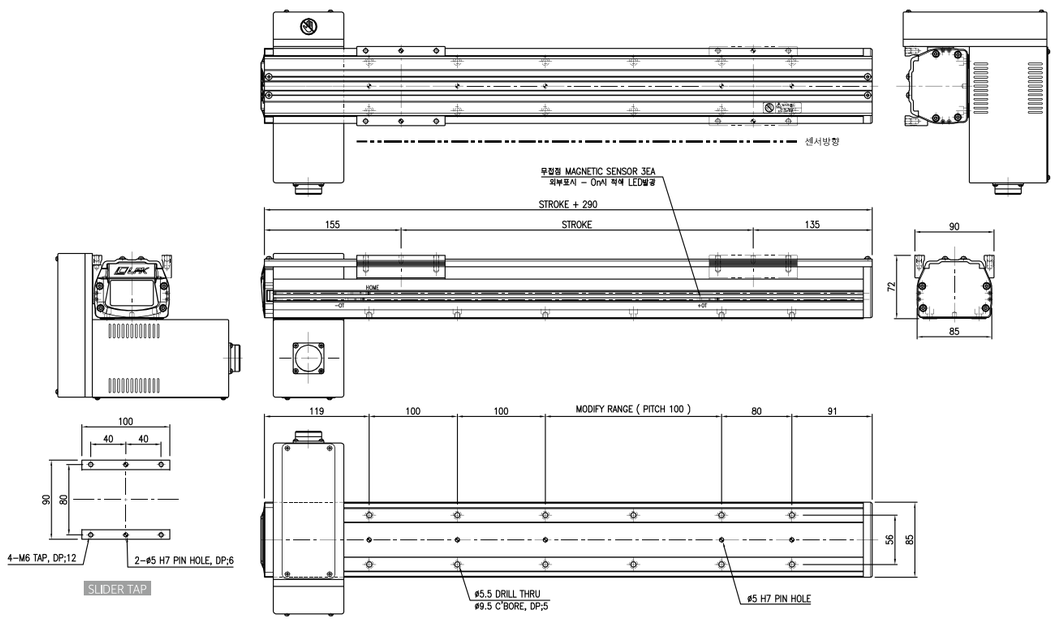

LPK ROBOTICS

BP092-1 Series

Specification

• AC Servo Motor Output	200W	400W
• AC Servo Motor RPM	3000 RPM	
• Repeatability	±0.1 mm	
• Drive System	Timing Belt	
• Pully Reduction Ratio (Standard)	1500 rpm (1/2)	
• Stroke (mm)	100 ~ 1500	
• Drive Pully & P.C.D	T5-15NT , Ø23.87	
• Drive Belt	T5, 23W	
• LM Guide Bearing	One Way 20W-1BLOCK	
• Main Base & Slider	Aluminum Profile, Soft Anodizing	
• Base Second Moment of Area(mm^4)	Ix = 5.45E + 05, Iy = 1.77E + 06	

MAX SPEED & Max PAY LOAD (Horizontal Only)

AC Servo Motor Output	200W				400W			
Reduction Ratio(Reducer)	2	3	5	10	2	3	5	10
Max Speed (mm/sec)	1875	1250	750	375	1875	1250	750	375
Max Payload(kg) (Horizontal)	4	8	15	25	9	12	20	25

주1) Stroke 1500mm 초과 사용 시 당사로 필히 문의 요망.

주2) Stroke : 1000mm, Speed : Max Speed, Acceleration : 0.3 sec, Servo motor Rotate : 3000rpm, Pause Time : 0 sec
Lm Guide 수명 조건 : 정하중, 분당 왕복수 : Max, 수명 시간&거리 : 20000 이상 조건임.

주3) 벽면 부착(Wall Mount)사용 조건 시 당사로 문의 요망.

주4) 감속기 사용 시 일부 품목의 치수가 변경될 수 있음. 당사로 문의 요망

Robot Weight

Stroke (mm)		100	200	300	400	500	600	700	800	900	1000	1100	1200	1300	1400	1500
Weight (Kg)	200W	10.7	11.3	11.9	12.5	13.1	13.7	14.3	14.9	15.5	16.1	16.7	17.3	17.9	18.5	19.1
	400W	11.2	11.8	12.4	13	13.6	14.2	14.8	15.4	16	16.6	17.2	17.8	18.4	19	19.6

BP090-FLT / FRT(대칭)

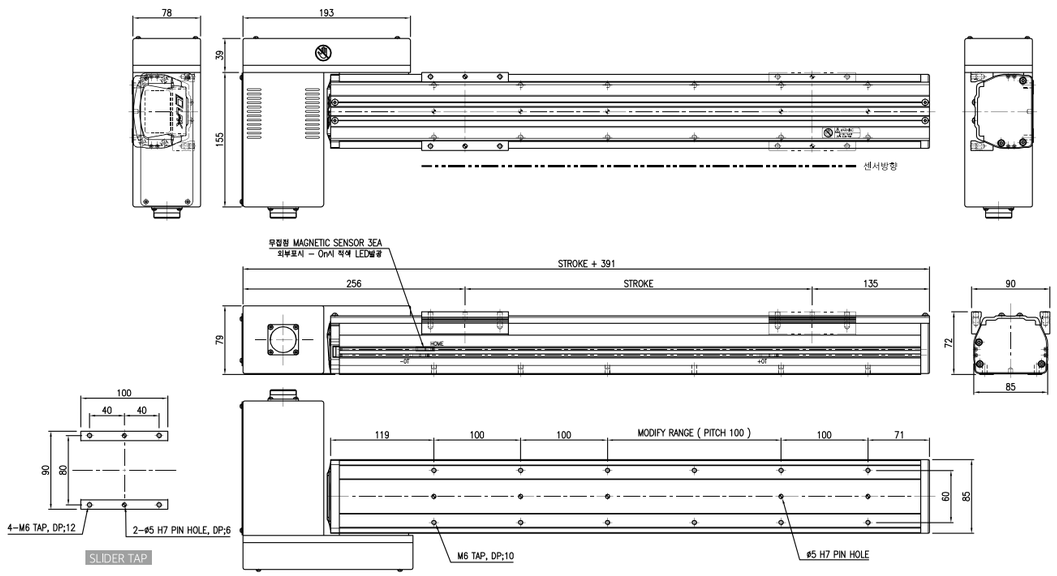

BP090-FLB / FRB(대칭)

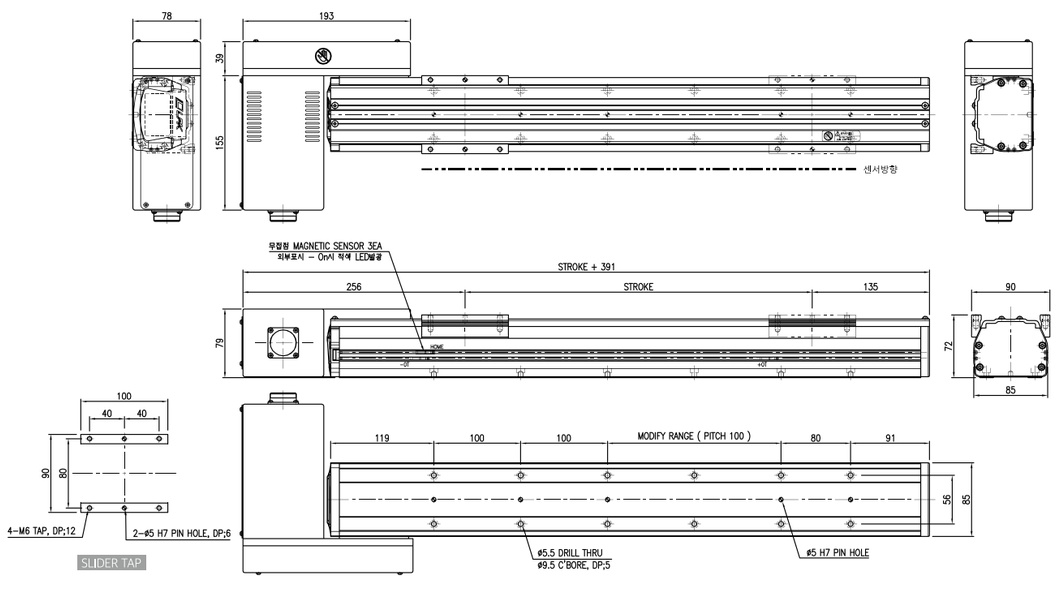

BP092-DLT1 / DRT1(대칭)

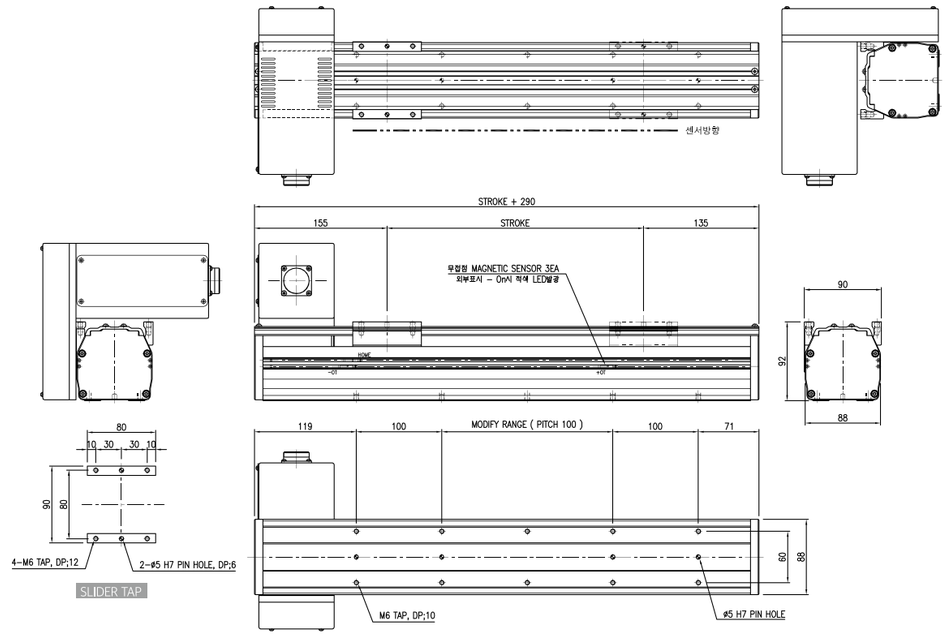

BP092-DLB1 / DRB1(대칭)

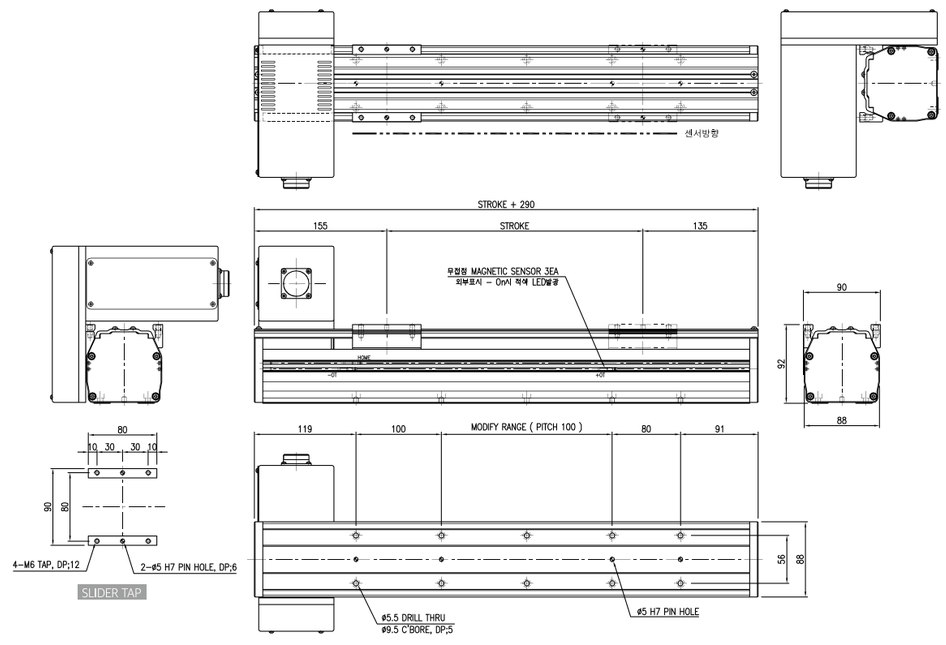

BP092-ULT1 / URT1(대칭)

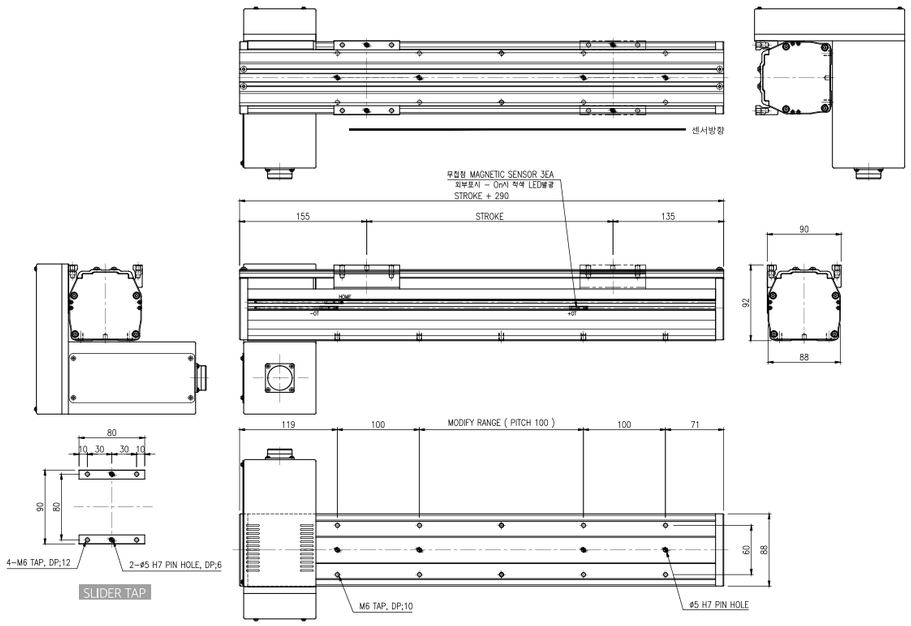

BP092-ULB1 / URB1(대칭)

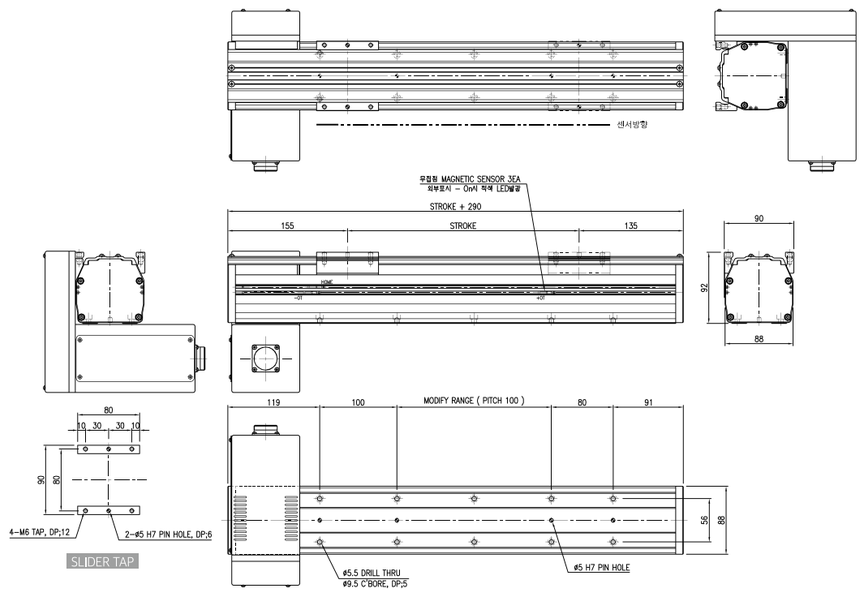

BP092 Series

Specification

• AC Servo Motor Output	200W	400W
• AC Servo Motor RPM	3000 RPM	
• Repeatability	±0.1 mm	
• Drive System	Timing Belt	
• Pully Reduction Ratio (Standard)	1500 rpm (1/2)	
• Stroke (mm)	100 ~ 1500	
• Drive Pully & P.C.D	T5-15NT , Ø23.87	
• Drive Belt	T5, 23W	
• LM Guide Bearing	One Way 20W-2BLOCK	
• Main Base & Slider	Aluminum Profile, Soft Anodizing	
• Base Second Moment of Area(mm^4)	Ix = 5.45E + 05, Iy = 1.77E + 06	

MAX SPEED & Max PAY LOAD (Horizontal Only)

AC Servo Motor Output	200W				400W			
Reduction Ratio(Reducer)	2	3	5	10	2	3	5	10
Max Speed (mm/sec)	1875	1250	750	375	1875	1250	750	375
Max Payload(kg) (Horizontal)	8	15	30	50	18	25	40	50

주1) Stroke 1500mm 초과 사용 시 당사로 필히 문의 요망.

주2) Stroke : 1000mm, Speed : Max Speed, Acceleration : 0.3 sec, Servo motor Rotate : 3000rpm, Pause Time : 0 sec
Lm Guide 수명 조건 : 정하중, 분당왕복수 : Max, 수명시간&거리 : 200000이상 조건임.

주3) 벽면부착(Wall Mount)사용 조건 시 당사로 문의 요망.

주4) 감속기 사용시 일부 품목의 치수가 변경될수 있음. 당사로 문의 요망

Robot Weight

Stroke (mm)		100	200	300	400	500	600	700	800	900	1000	1100	1200	1300	1400	1500
Weight (Kg)	200W	12	12.6	13.2	13.8	14.4	15	15.6	16.2	16.8	17.4	18	18.6	19.2	19.8	20.4
	400W	12.5	13.1	13.7	14.3	14.9	15.5	16.1	16.7	17.3	17.9	18.5	19.1	19.7	20.3	20.9

BP092-FLT / FRT(대칭)

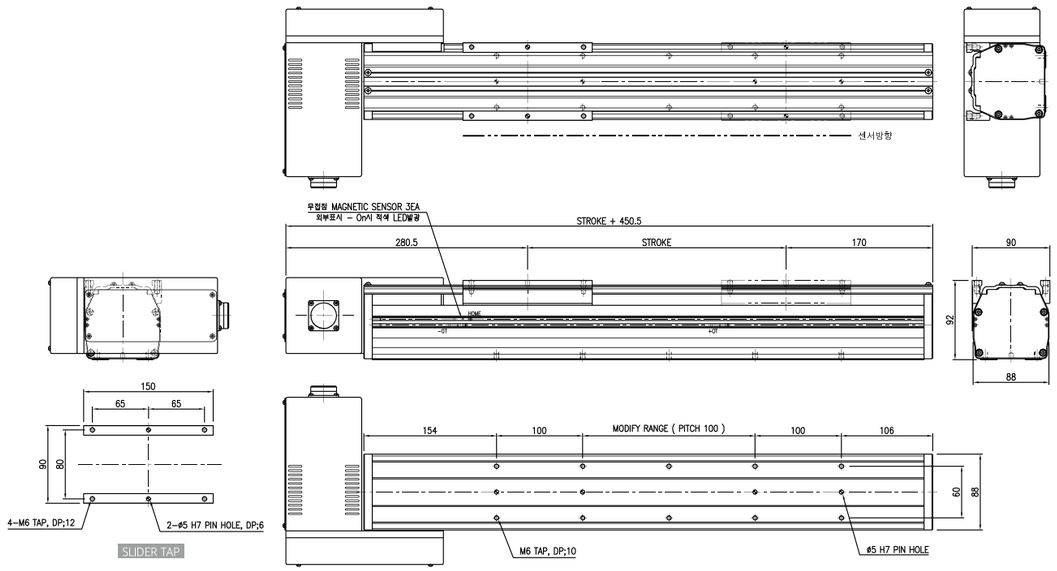

BP092-DLT / DRT(대칭)

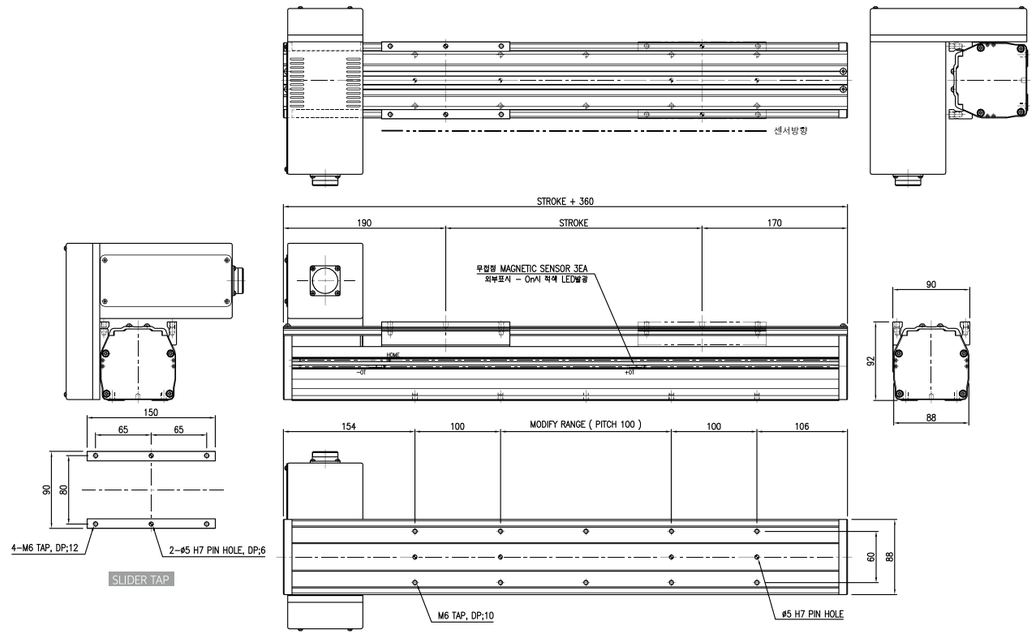

BP092-FLB / FRB(대칭)

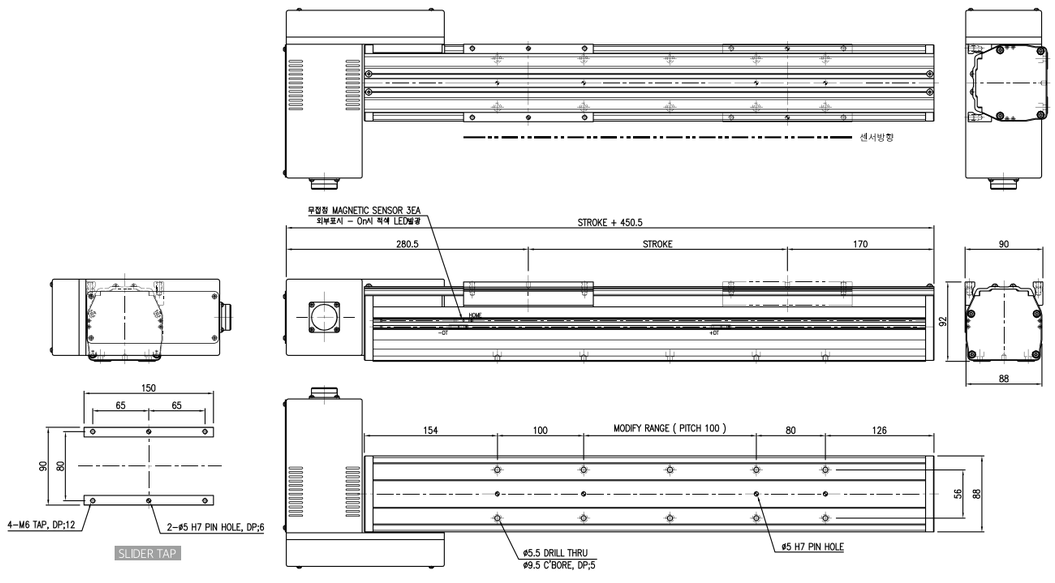

BP092-DLB / DRB(대칭)

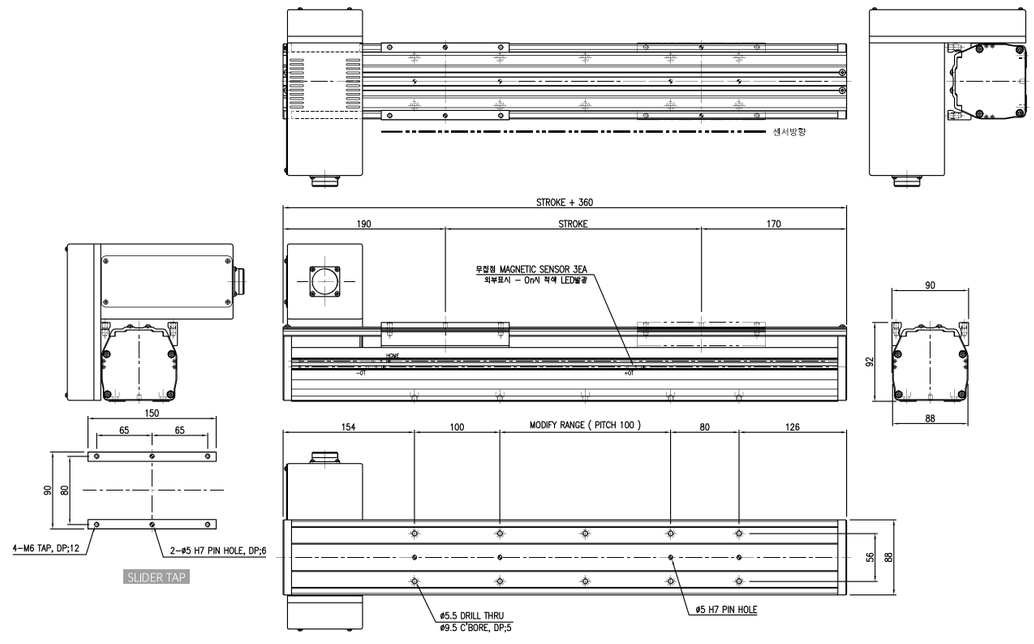

BP092-ULT / URT(대칭)

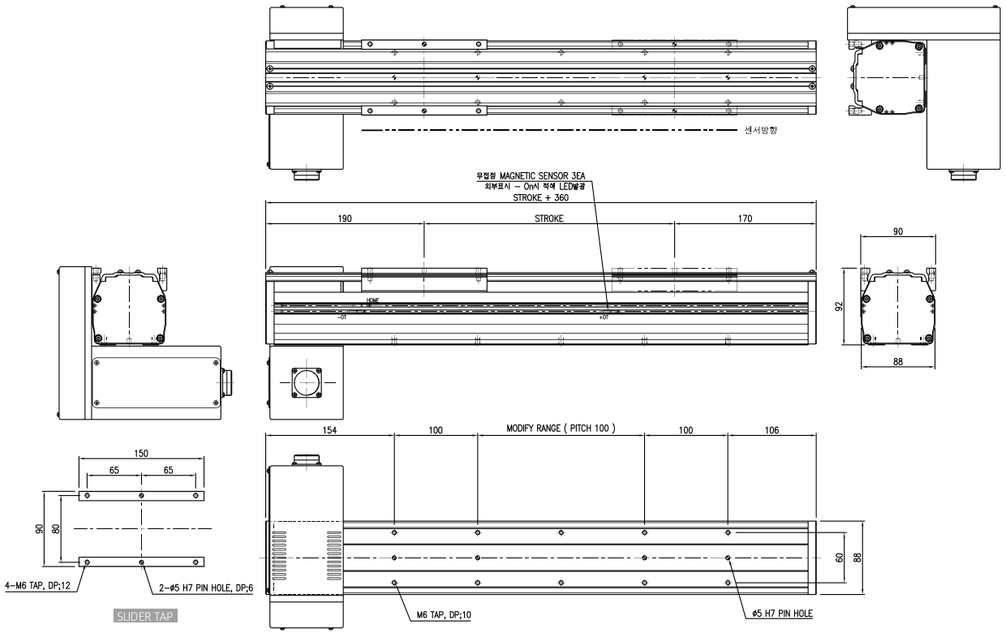

BP092-ULB / URB(대칭)

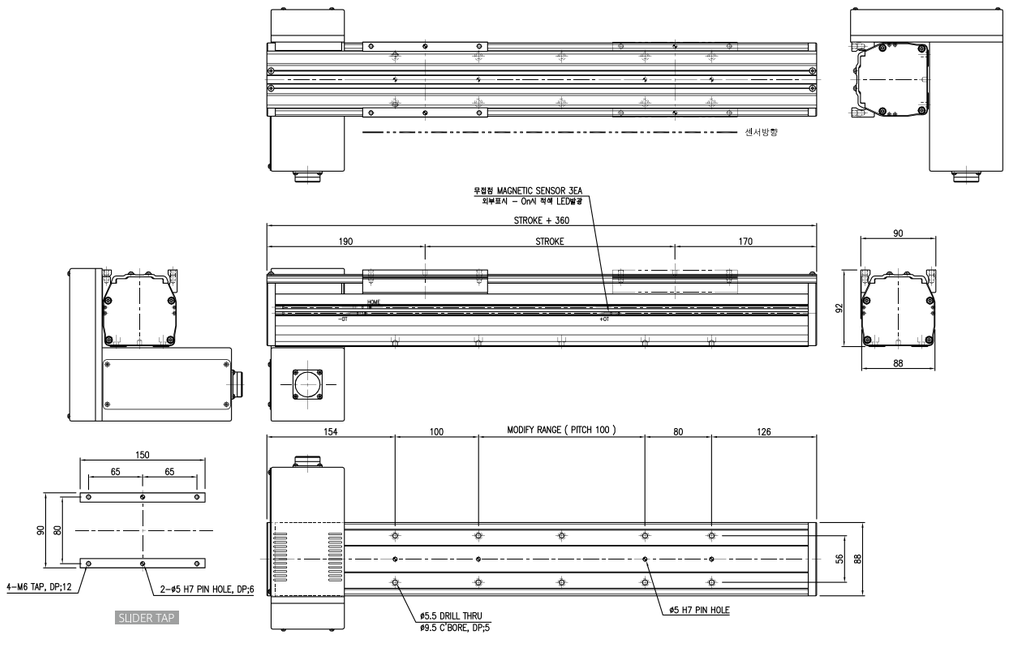

BP120 Series

Specification

• AC Servo Motor Output		400W	750W
• AC Servo Motor RPM		3000 RPM	
• Repeatability		±0.1 mm	
• Drive System		Timing Belt	
• Pully Reduction Ratio (Standard)	400W	1184 rpm (1/2.5)	
	750W	1500 rpm (1/2)	
• Stroke (mm)		100 ~ 2000	
• Drive Pully & P.C.D		S5M-21NT , Ø33.42	
• Drive Belt		S5M, 25W	
• LM Guide Bearing		Two Way 15W-2BLOCK	
• Main Base & Slider		Aluminum Profile, Soft Anodizing	
• Base Second Moment of Area(mm^4)		Ix = 4.71E + 05, Iy = 4.66E + 06	

MAX SPEED & Max PAY LOAD (Horizontal Only)

AC Servo Motor Output	400W				750W			
Reduction Ratio(Reducer)	2.5	3	5	10	2	3	5	10
Max Speed (mm/sec)	2072	1750	1050	525	2625	1750	1050	525
Max Payload(kg) (Horizontal)	4	15	45	70	18	35	45	70

주1) Stroke 2000mm 초과 사용 시 당사로 필히 문의 요망.

주2) Stroke : 1000mm, Speed : Max Speed, Acceleration : 0.3 sec, Servo motor Rotate : 3000rpm, Pause Time : 0 sec
Lm Guide 수명 조건 : 정하중, 분당왕복수 : Max, 수명시간&거리 : 200000이상 조건임.

주3) 벽면부착(Wall Mount)사용 조건 시 당사로 문의 요망.

주4) 감속기 사용시 일부 품목의 치수가 변경될수 있음. 당사로 문의 요망

Robot Weight

Stroke (mm)		100	200	300	400	500	600	700	800	900	1000	1100	1200	1300	1400	1500	1600	1700	1800	1900	2000
Weight (Kg)	400W	10.7	11.7	12.7	13.7	14.7	15.7	16.7	17.7	18.7	19.7	20.7	21.7	22.7	23.7	24.7	25.7	26.7	27.7	28.7	29.7
	750W	12.3	13.3	14.3	15.3	16.3	17.3	18.3	19.3	20.3	21.3	22.3	23.3	24.3	25.3	26.3	27.3	28.3	29.3	30.3	31.3

BP120-FLT / FRT(대칭)

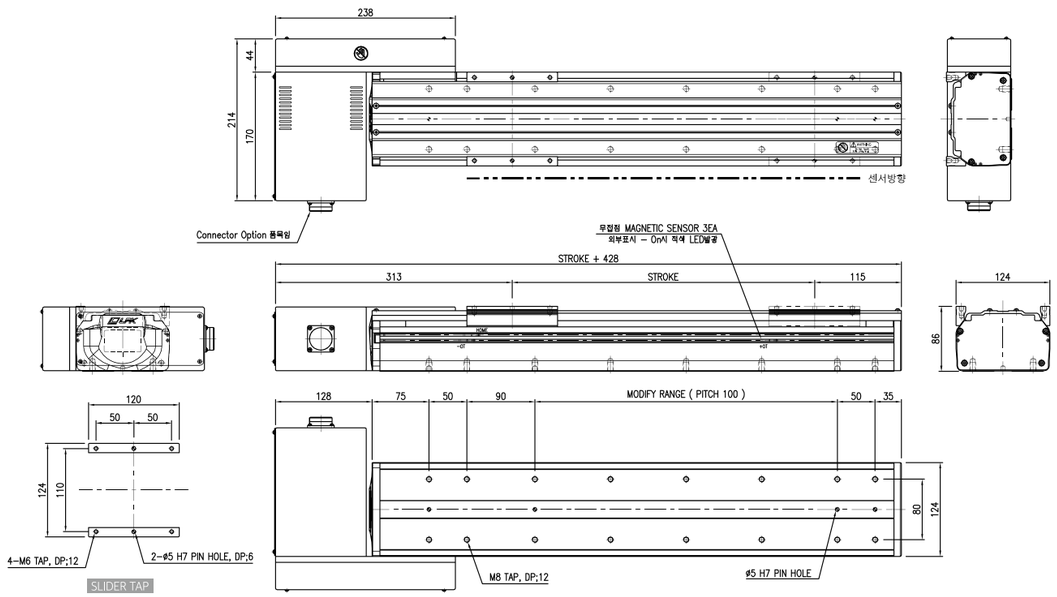

BP120-DLT / DRT(대칭)

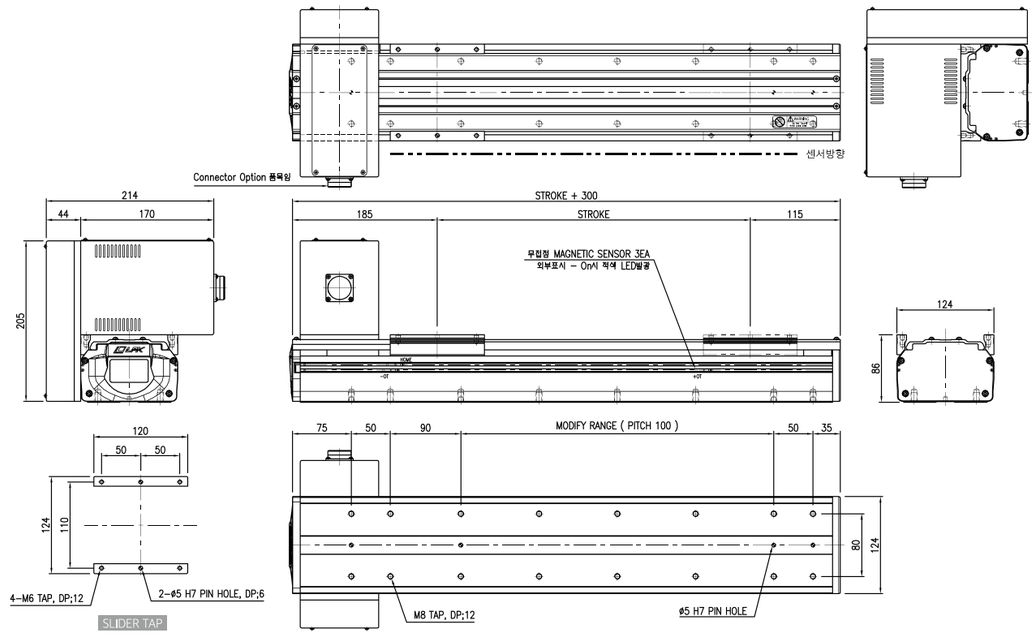

BP120-FLB / FRB(대칭)

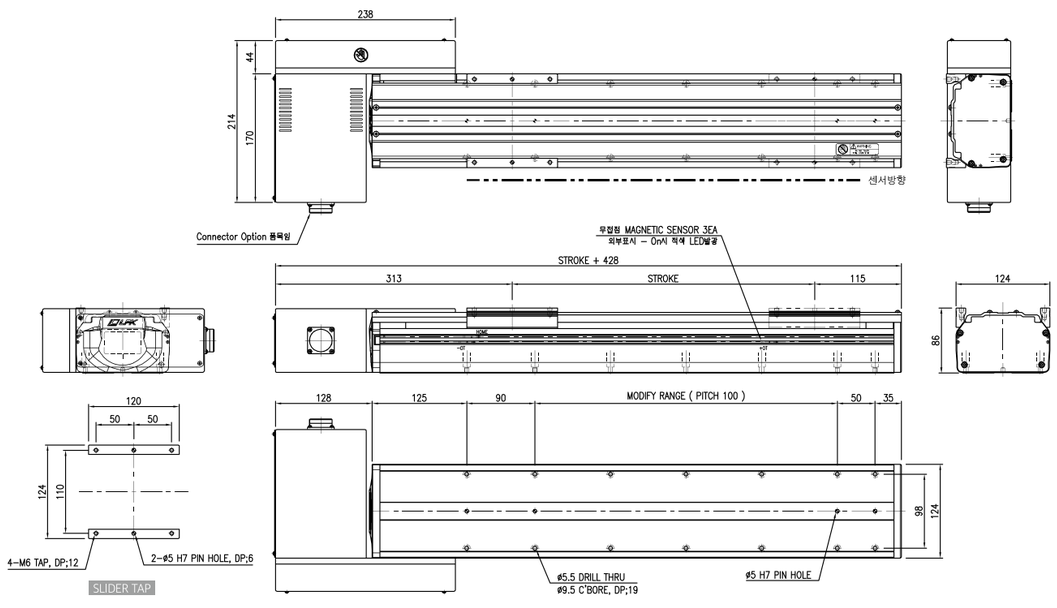

BP120-DLB / DRB(대칭)

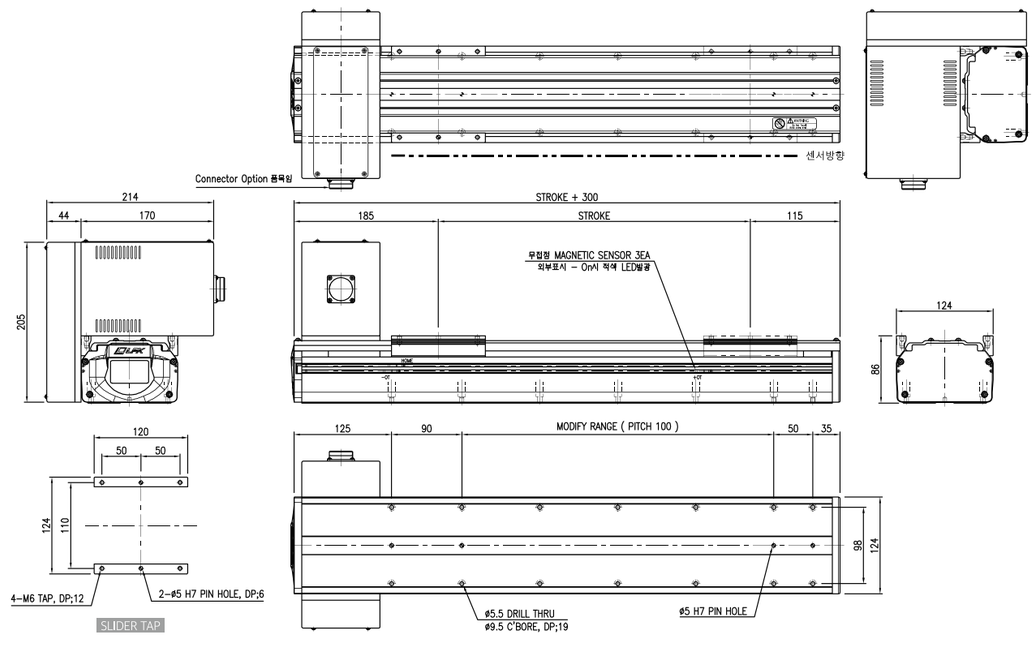

BP120-ULT / URT(대칭)

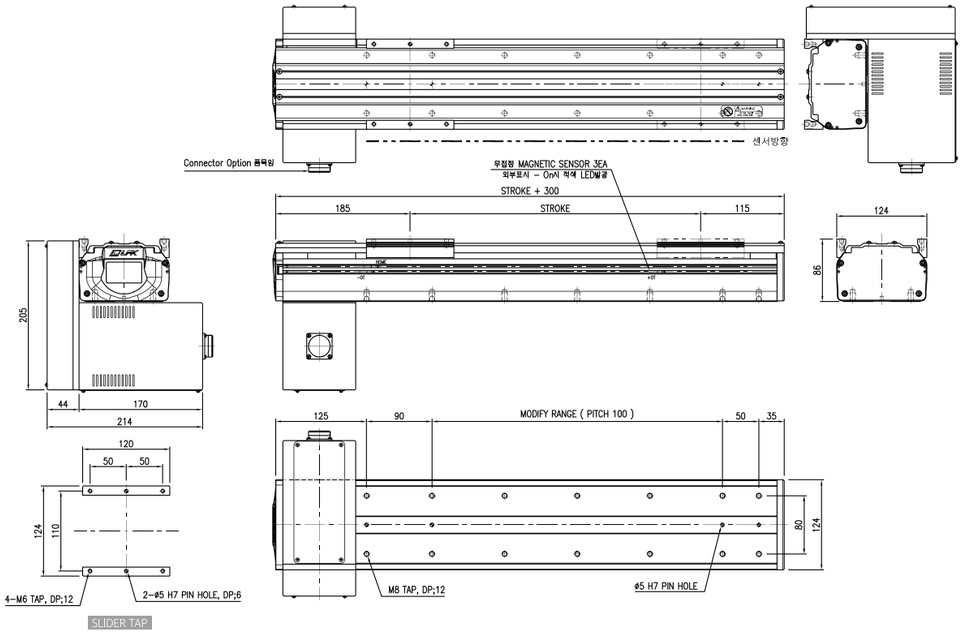

BP120-ULB / URB(대칭)

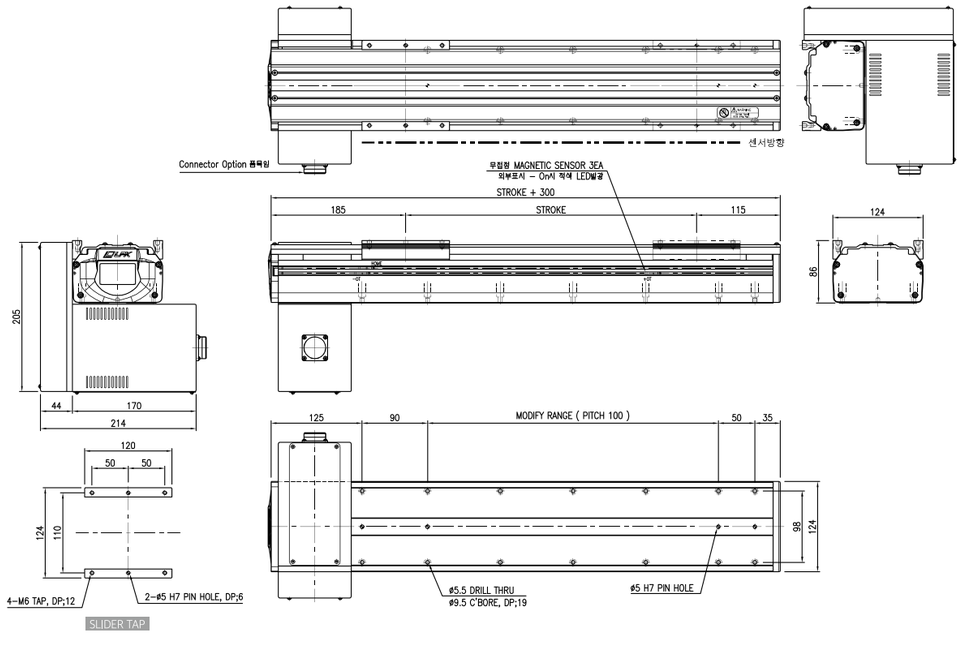

BP160 Series

Specification

• AC Servo Motor Output	400W	750W
• AC Servo Motor RPM	3000 RPM	
• Repeatability	±0.1 mm	
• Drive System	Timing Belt	
• Pully Reduction Ratio (Standard)	1200 rpm (1/2.5)	
• Stroke (mm)	100 ~ 2500	
• Drive Pully & P.C.D	S5M-21NT , Ø33.42	
• Drive Belt	S5M, 30W	
• LM Guide Bearing	Two Way 20W-2BLOCK	
• Main Base & Slider	Aluminum Profile, Soft Anodizing	
• Base Second Moment of Area(mm^4)	Ix = 8.41E + 05, Iy = 1.01E + 07	

MAX SPEED & Max PAY LOAD (Horizontal Only)

AC Servo Motor Output	400W				750W			
Reduction Ratio(Reducer)	2.5	3	5	10	2	3	5	10
Max Speed (mm/sec)	2100	1750	1050	525	2100	1750	1050	525
Max Payload(kg) (Horizontal)	8	12	45	100	35	50	80	120

Stroke 2000mm 초과 사용 시 당사로 필히 문의 요망.

주2) Stroke : 1000mm, Speed : Max Speed, Acceleration : 0.3 sec, Servo motor Rotate : 3000rpm, Pause Time : 0 sec
Lm Guide 수명 조건 : 정하중, 분당왕복수 : Max, 수명시간&거리 : 200000이상 조건임.

주3) 벽면부착(Wall Mount)사용 조건 시 당사로 문의 요망.

주4) 감속기 사용시 일부 품목의 치수가 변경될수 있음. 당사로 문의 요망

Robot Weight

Stroke (mm)		100	200	300	400	500	600	700	800	900	1000	1100	1200	1300	1400	1500	1600	1700	1800	1900	2000	2100	2200	2300	2400	2500
Weight (Kg)	400W	17.9	19.4	20.9	22.4	23.9	25.4	26.9	28.4	29.9	31.4	32.9	34.4	35.9	37.4	38.9	40.4	41.9	43.4	44.9	46.4	47.9	49.4	50.9	52.4	53.9
	750W	19.5	21	22.5	24	25.5	27.	28.5	30	31.5	33	34.5	36	37.5	39	40.5	42	43.5	45	46.5	48	49.5	51	52.5	54	55.5

BP160-FLT / FRT(대칭)

A 치수 변동표	
기준 Stroke (B)	400 mm
Stroke Pitch (N)	100 mm
(B + (N x Number))+50	A=75 mm
B + (N x Even Number)	A=50 mm
B + (N x Odd Number)	A=0 mm

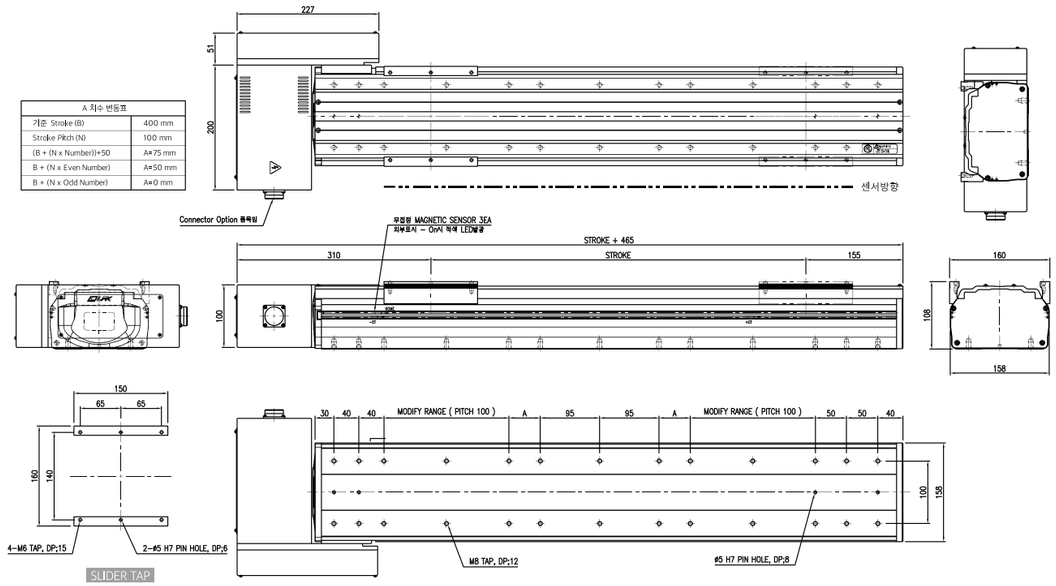

BP160-DLT / DRT(대칭)

A 치수 변동표	
기준 Stroke (B)	400 mm
Stroke Pitch (N)	100 mm
(B + (N x Number))+50	A=75 mm
B + (N x Even Number)	A=50 mm
B + (N x Odd Number)	A=0 mm

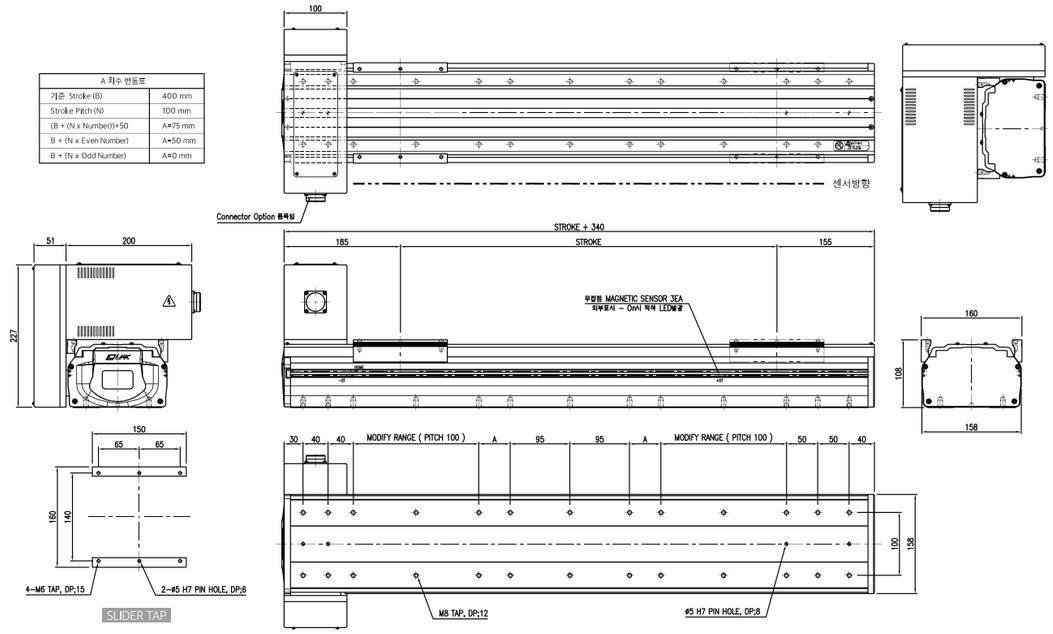

BP160-FLB / FRB(대칭)

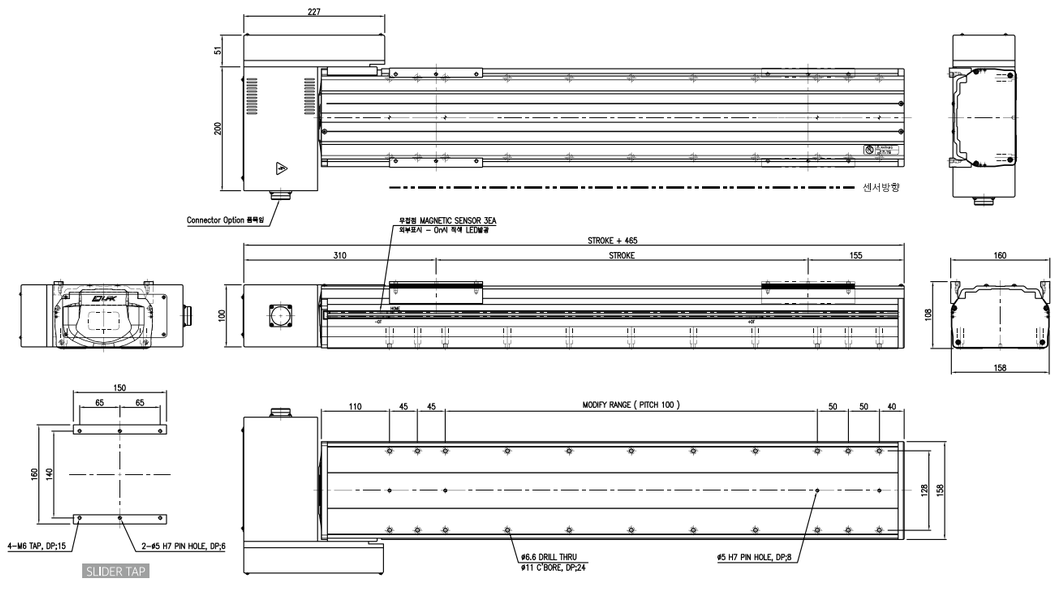

BP160-DLB / DRB(대칭)

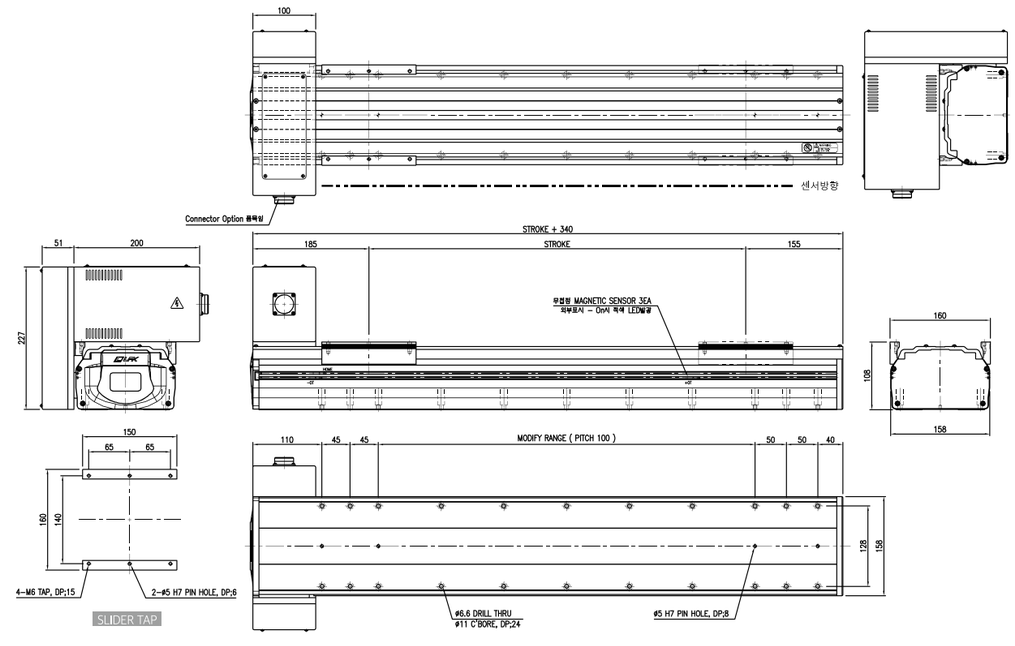

BP160-ULT / URT(대칭)

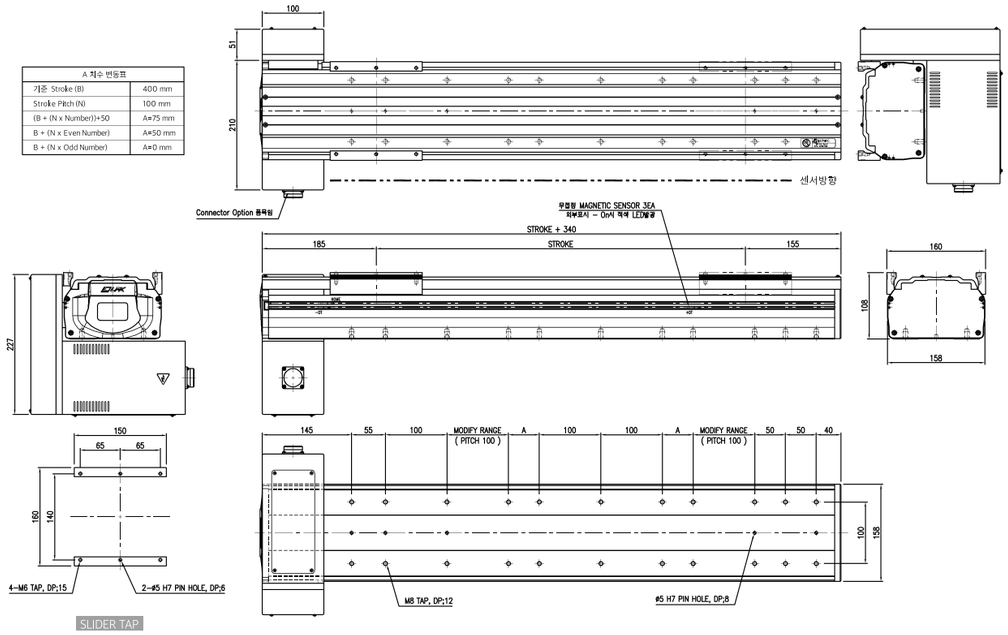

BP160-ULB / URB(대칭)

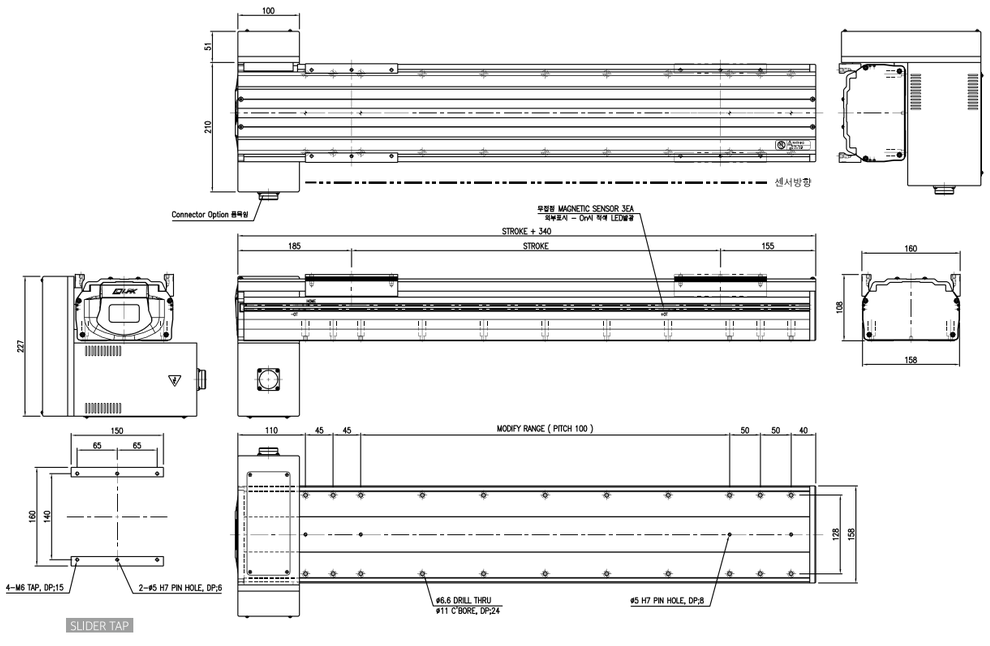

BP200 Series

Specification

• AC Servo Motor Output	400W	750W
• AC Servo Motor RPM	3000 RPM	
• Repeatability	±0.1 mm	
• Drive System	Timing Belt	
• Pully Reduction Ratio (Standard)	1000 rpm (1/3)	
• Stroke (mm)	100 ~ 2500	
• Drive Pully & P.C.D	S5M-27NT , Ø42.97	
• Drive Belt	S5M, 50W	
• LM Guide Bearing	Two Way 25W-2BLOCK	
• Main Base & Slider	Aluminum Profile, Soft Anodizing	
• Base Second Moment of Area(mm^4)	Ix = 1.85E + 06, Iy = 2.61E + 07	

MAX SPEED & Max PAY LOAD (Horizontal Only)

AC Servo Motor Output	400W			750W		
Reduction Ratio(Reducer)	3	5	10	3	5	10
Max Speed (mm/sec)	2250	1350	675	2250	1350	675
Max Payload(kg) (Horizontal)	5	25	100	20	90	150

주1) Stroke 2000mm 초과 사용 시 당사로 필히 문의 요망.

주2) Stroke : 1000mm, Speed : Max Speed, Acceleration : 0.3 sec, Servo motor Rotate : 3000rpm, Pause Time : 0 sec
Lm Guide 수명 조건 : 정하중, 분당왕복수 : Max, 수명시간&거리 : 200000이상 조건임.

주3) 벽면부착(Wall Mount)사용 조건 시 당사로 문의 요망.

주4) 감속기 사용시 일부 품목의 치수가 변경될수 있음. 당사로 문의 요망

Robot Weight

Stroke (mm)		100	200	300	400	500	600	700	800	900	1000	1100	1200	1300	1400	1500	1600	1700	1800	1900	2000	2100	2200	2300	2400	2500
Weight (Kg)	400W	24.1	26.4	28.7	31	33.3	35.6	37.9	40.2	42.5	44.8	47.1	49.4	51.7	54	56.3	58.6	60.9	63.2	65.5	67.8	70.1	72.4	74.7	77	79.3
	750W	24.7	27	29.3	31.6	33.9	36.2	38.5	40.8	43.1	45.4	47.7	50	52.3	54.6	56.9	59.2	61.5	63.8	66.1	68.4	70.7	73	75.3	77.6	79.9

BP200-FLT / FRT(대칭)

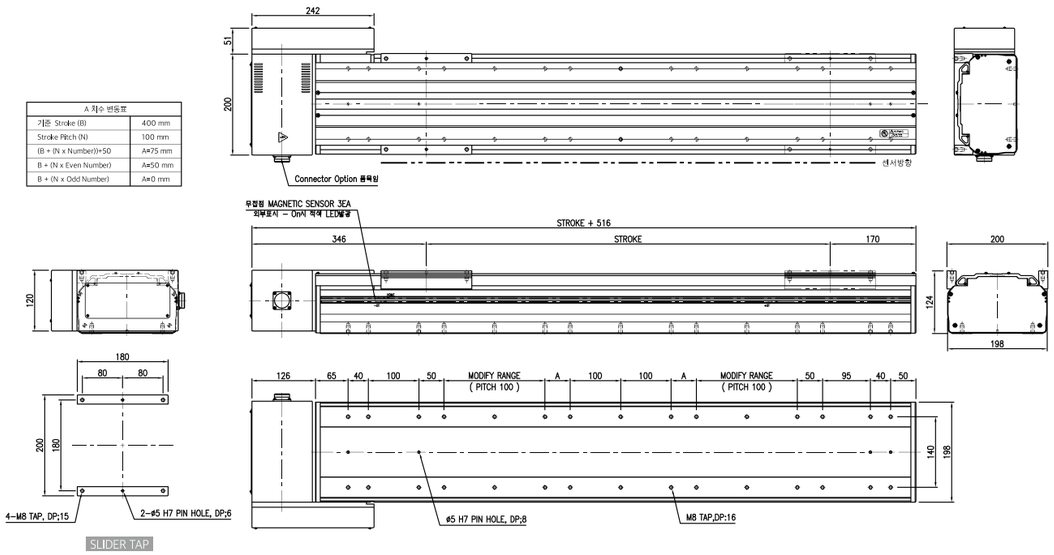

A 치수 변동표	
기준 Stroke (B)	400 mm
Stroke Pitch (N)	100 mm
(B + (N x Number))+50	A=75 mm
B + (N x Even Number)	A=50 mm
B + (N x Odd Number)	A=0 mm

BP200-DLT / DRT(대칭)

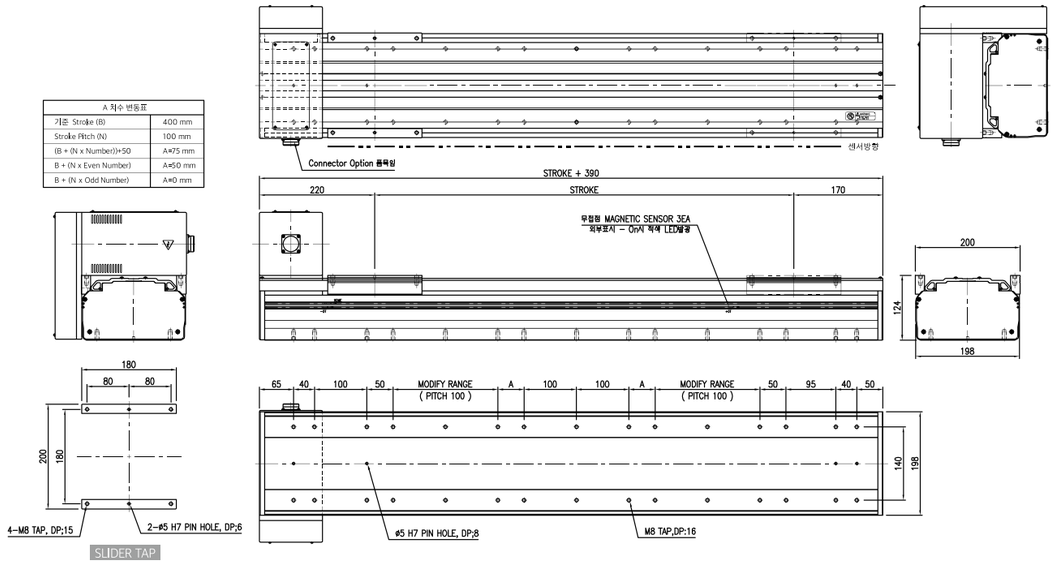

A 치수 변동표	
기준 Stroke (B)	400 mm
Stroke Pitch (N)	100 mm
(B + (N x Number))+50	A=75 mm
B + (N x Even Number)	A=50 mm
B + (N x Odd Number)	A=0 mm

BP200-FLB / FRB(대칭)

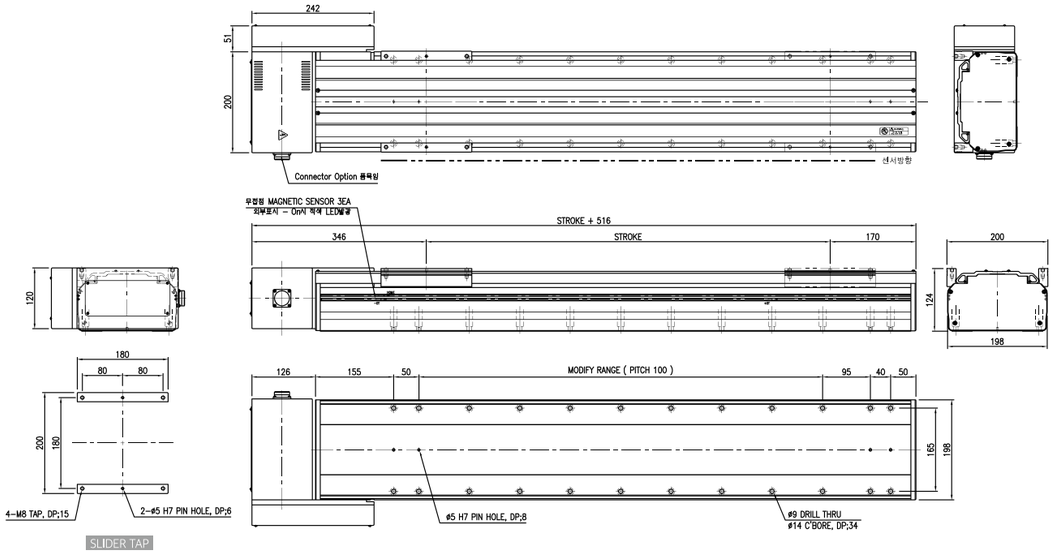

BP200-DLB / DRB(대칭)

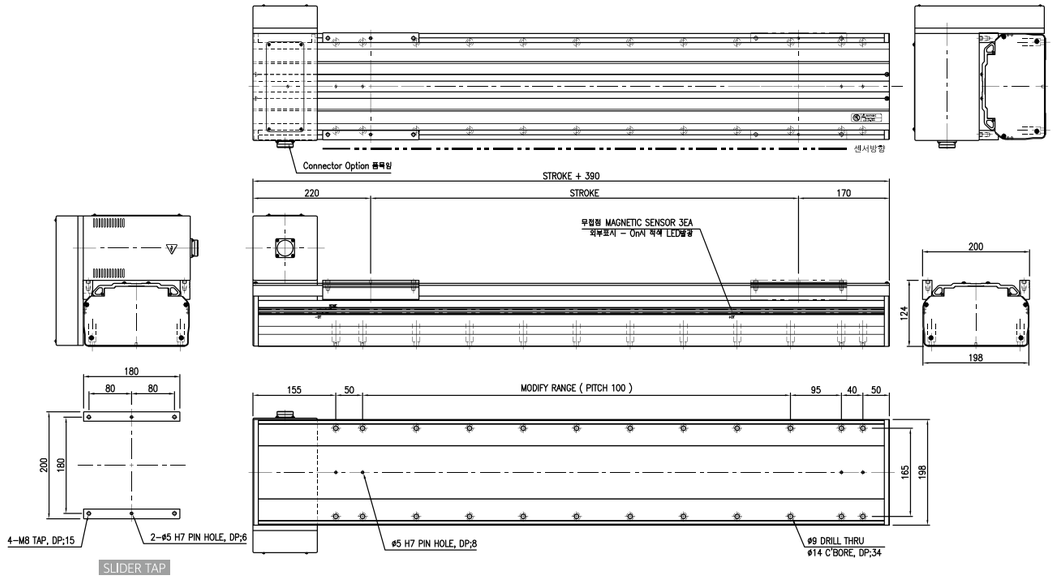

BP200-ULT / URT(대칭)

A 치수 변동표	
기준 Stroke (B)	400 mm
Stroke Pitch (N)	100 mm
(B + (N x Number))+50	A=75 mm
B + (N x Odd Number)	A=50 mm
B + (N x Even Number)	A=0 mm

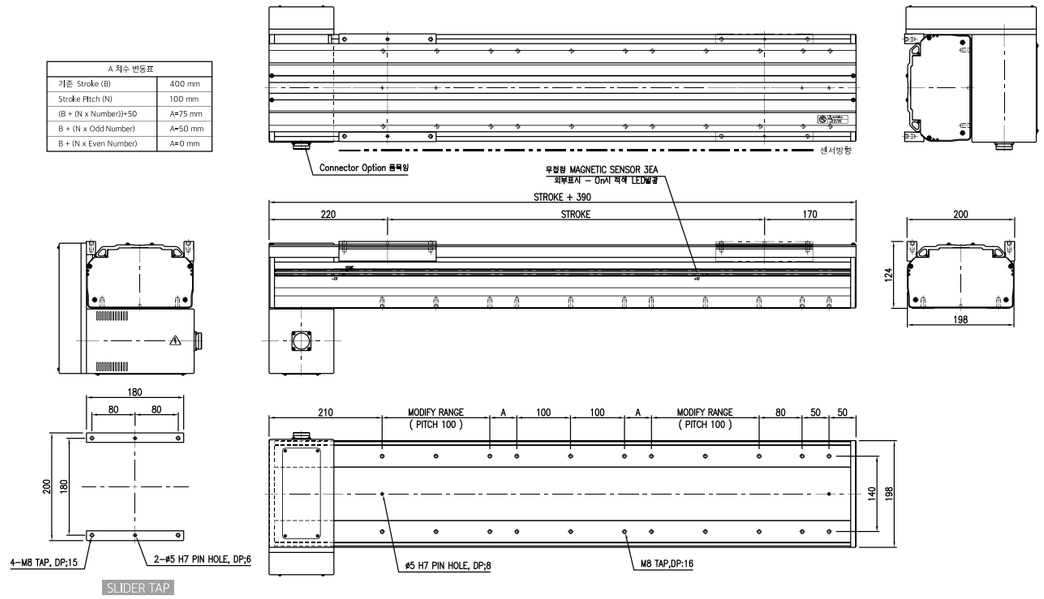

BP200-ULB / URB(대칭)

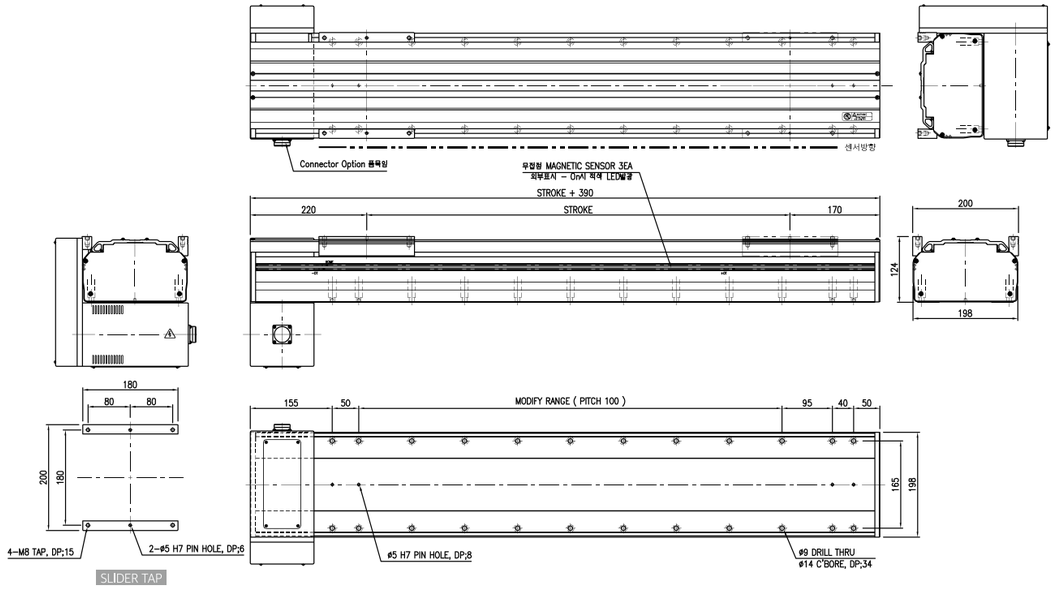

LPK ROBOTICS

직교로봇 BDP 시리즈

Timing Belt Dust Robot Series

BDP092

BDP120

BDP160

BDP200

*BDP120-SRT

LPK ROBOTICS

BDP-Series Model Code

BDP	120	-	2	S	L	T	-	800L	-	40	R5	-	B	R1	E1	C
①	②		③	④	⑤	⑥		⑦		⑧	⑨		⑩	⑪	⑫	⑬

❶ 형식 Type

BDP - LPK Robotics Co., Ltd. Dust Cartesian Robot, Timing Belt Type

❷ Model

092 - Robot Body Width 88 mm, Height 92, Slide Width 158mm

120 - Robot Body Width 124 mm, Height 86, Slide Width 198mm

160 - Robot Body Width 158 mm, Height 108, Slide Width 250mm

200 - Robot Body Width 198 mm, Height 124, Slide Width 302mm

❸ Slide Table Q'ty

None - Slide Table 1 Set (Standard)

2~5 - Slide Table Q'ty (Option)

❹ Driving Shape

S - Straight Coupling Type

❺ Motor Shape

L - Motor Left Position Type

R - Motor Right Position Type

❻ Base Mount Hole

T - Tap Type

B - Counter Bore Type

❼ Stroke

The Distance Between - Limit and + Limit (mm)

❽ Motor Capacity

10 - Motor Rated Output 100W
20 - Motor Rated Output 200W
40 - Motor Rated Output 400W
70 - Motor Rated Output 750W
1K - Motor Rated Output 1KW (Option)

❾ Reduction Gear Ratio Option

None - Without Reduction Gear (Standard)

R3~10 - With Reduction Gear Ratio (1 Stage)

R15~100 - With Reduction Gear Ratio (2 Stage)

❿ Robot Color Option

None - Soft White Anodizing (Standard)

B - Soft Black Anodizing

⓫ Surface Treatment Option

None - Without Surface Treatment (Standard)

R1 - LM Rail Raydent

R2 - LM Rail and Block Raydent

⓬ Sensor Option

E1 - External Photo Sensor Only

E2 - External Photo Sensor + Connector

E3 - External Photo Sensor + Connector + Cable

⓭ Cableveyor Option

None - Without Cableveyor (Standard)

C - With Cableveyor

BDP092 Series

Specification

• AC Servo Motor Output	200W	400W
• AC Servo Motor RPM	3000 RPM	
• Repeatability	±0.1 mm	
• Drive System	Timing Belt	
• Reduction Gear Box Ratio	3~10 (1 Stage), 15~100 (2 Stage)	
• Stroke (mm)	100 ~ 1500	
• Drive Pully & P.C.D	T5-15NT , Ø23.87	
• Drive Belt	T5, 23W	
• LM Guide Bearing	One Way 20W-2BLOCK	
• Main Base & Slider	Aluminum Profile, Soft Anodizing	
• Base Second Moment of Area(mm^4)	Ix = 6.34E + 05, Iy = 2.3E + 06	

MAX SPEED & Max PAY LOAD (Horizontal Only)

AC Servo Motor Output	200W			400W		
Reduction Ratio (Reducer)	3	5	10	3	5	10
Max Speed (mm/sec)	1250	750	375	1250	750	375
Max Payload(kg) (Horizontal)	15	30	50	25	40	50

주1) Stroke 1500mm 초과 사용 시 당사로 필히 문의 요망.
주2) Stroke : 1000mm, Speed : Max Speed, Acceleration : 0.3 sec
Servo motor Rotate : 3000rpm, Pause Time : 0 sec
Lm Guide 수명 조건 : 정하중, 분당왕복수 : Max, 수명시간&거리 : 20000이상 조건임.
주3) 벽면부착(Wall Mount)사용 조건 시 당사로 문의 요망. (Belt 갈림이나 사행이 발생 할 수 있음.)
주4) 수직 (Vertical) 사용 시 Belt의 끊어짐 현상이 생길 수 있음. (당사 사용 조건에 부합됨.)
주5) 감속기 사용시 일부 품목의 치수가 변경될수 있음. 당사로 문의 요망.

Robot Weight

Stroke (mm)		100	200	300	400	500	600	700	800	900	1000	1100	1200	1300	1400	1500
Weight (Kg)	200W	14.5	15.4	16.3	17.2	18.1	19	19.9	20.8	21.7	22.6	23.5	24.4	25.3	26.2	27.1
	400W	15	15.9	16.8	17.7	18.6	19.5	20.4	21.3	22.2	23.1	24	24.9	25.8	26.7	27.6

BDP092-SLT

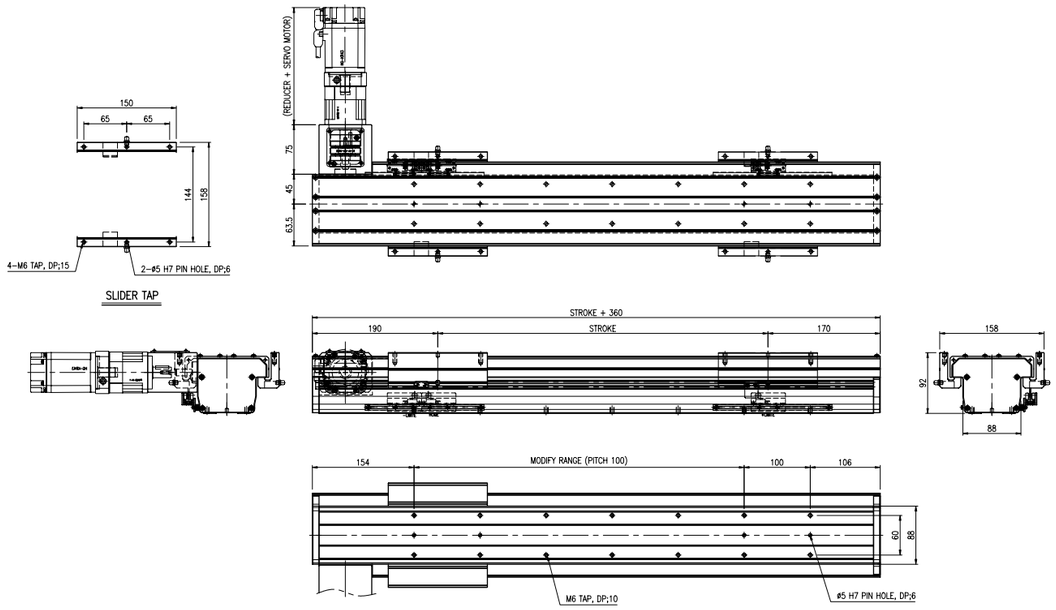

BDP092-SRT

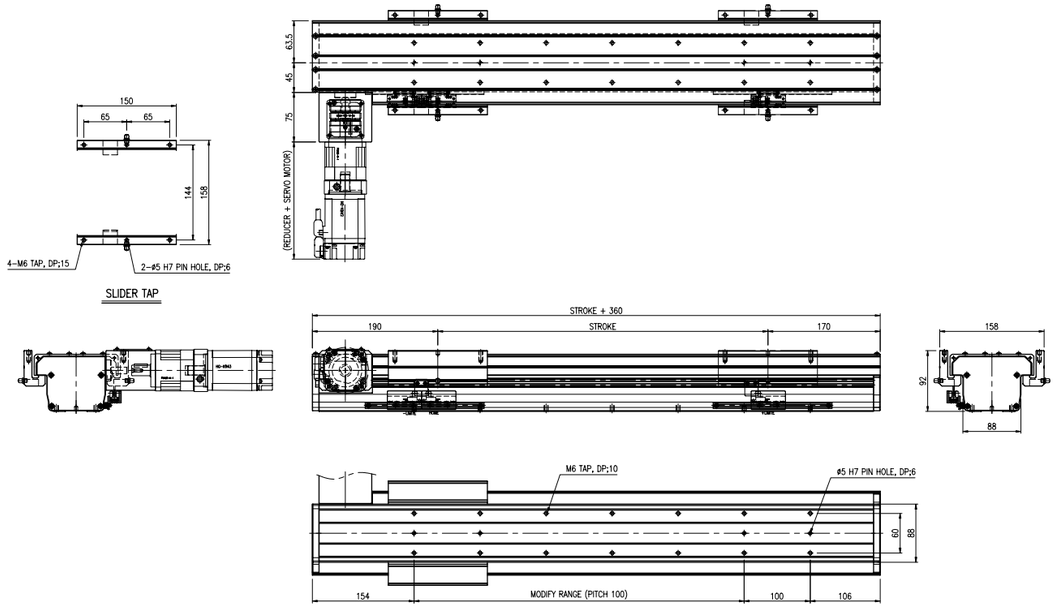

BDP092-SLB

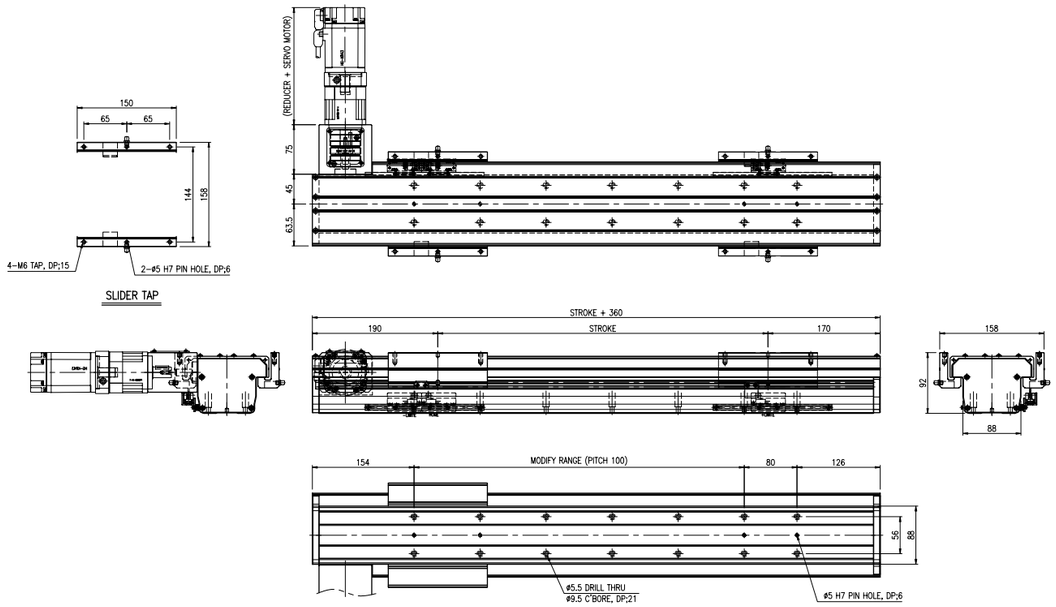

BDP092-SRB

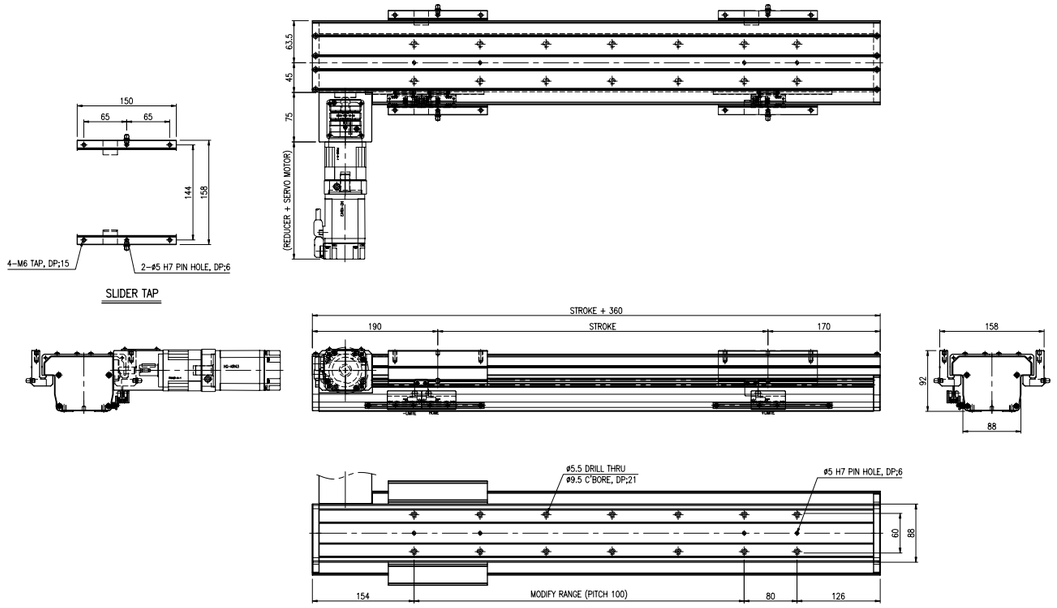

BDP120 Series

Specification

• AC Servo Motor Output	400W	750W
• AC Servo Motor RPM	3000 RPM	
• Repeatability	±0.1 mm	
• Drive System	Timing Belt	
• Reduction Gear Box Ratio	3~10 (1 Stage), 15~100 (2 Stage)	
• Stroke (mm)	100 ~ 1500	
• Drive Pully & P.C.D	S5M-21NT , Ø33.42	
• Drive Belt	S5M, 25W	
• LM Guide Bearing	Two Way 15W-2BLOCK	
• Main Base & Slider	Aluminum Profile, Soft Anodizing	
• Base Second Moment of Area(mm^4)	Ix = 4.88E + 05, Iy = 4.58E + 06	

MAX SPEED & Max PAY LOAD (Horizontal Only)

AC Servo Motor Output	400W			750W		
Reduction Ratio (Reducer)	3	5	10	3	5	10
Max Speed (mm/sec)	1750	1050	525	1750	1050	525
Max Payload(kg) (Horizontal)	15	45	70	35	45	70

주1) Stroke 2000mm 초과 사용 시 당사로 필히 문의 요망.
주2) Stroke : 1000mm, Speed : Max Speed, Acceleration : 0.3 sec
Servo motor Rotate : 3000rpm, Pause Time : 0 sec
Lm Guide 수명 조건 : 정하중, 분당왕복수 : Max, 수명시간&거리 : 20000이상 조건임.
주3) 벽면부착(Wall Mount)사용 조건 시 당사로 문의 요망. (Belt 갈림이나 사행이 발생 할 수 있음.)
주4) 수직 (Vertical) 사용 시 Belt의 끊어짐 현상이 생길 수 있음. (당사 사용 조건에 부합됨.)
주5) 감속기 사용시 일부 품목의 치수가 변경될수 있음. 당사로 문의 요망

Robot Weight

Stroke (mm)		100	200	300	400	500	600	700	800	900	1000	1100	1200	1300	1400	1500
Weight (Kg)	400W	12.8	14.1	15.4	16.7	18	19.3	20.6	21.9	23.2	24.5	25.8	27.1	28.4	29.7	31
	750W	14	15.3	16.6	17.9	19.2	20.5	21.8	23.1	24.4	25.7	27	28.3	29.6	30.9	32.2

BDP120-SLT-40

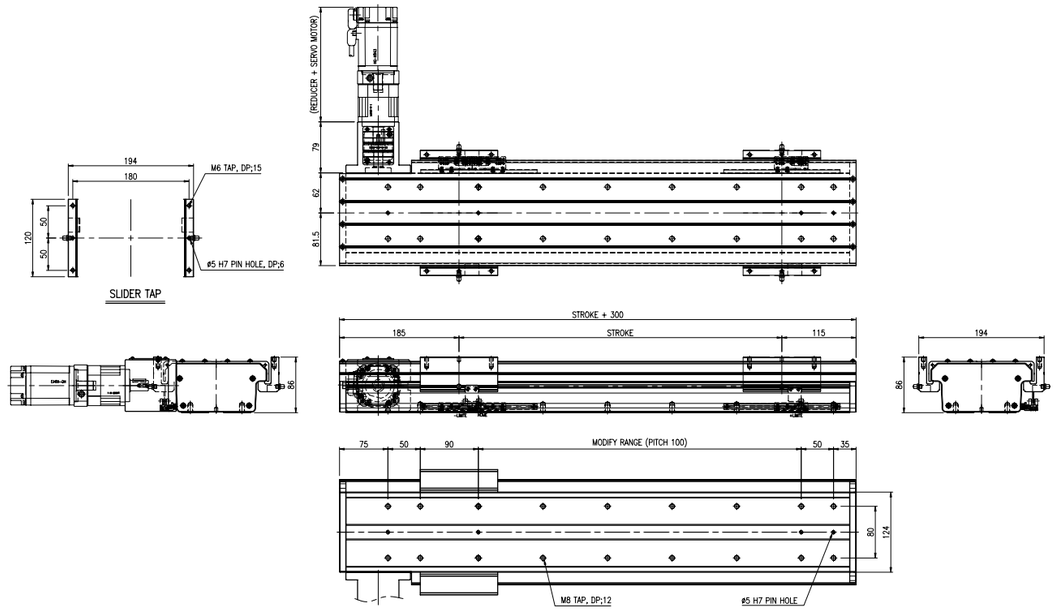

BDP120-SLB-40

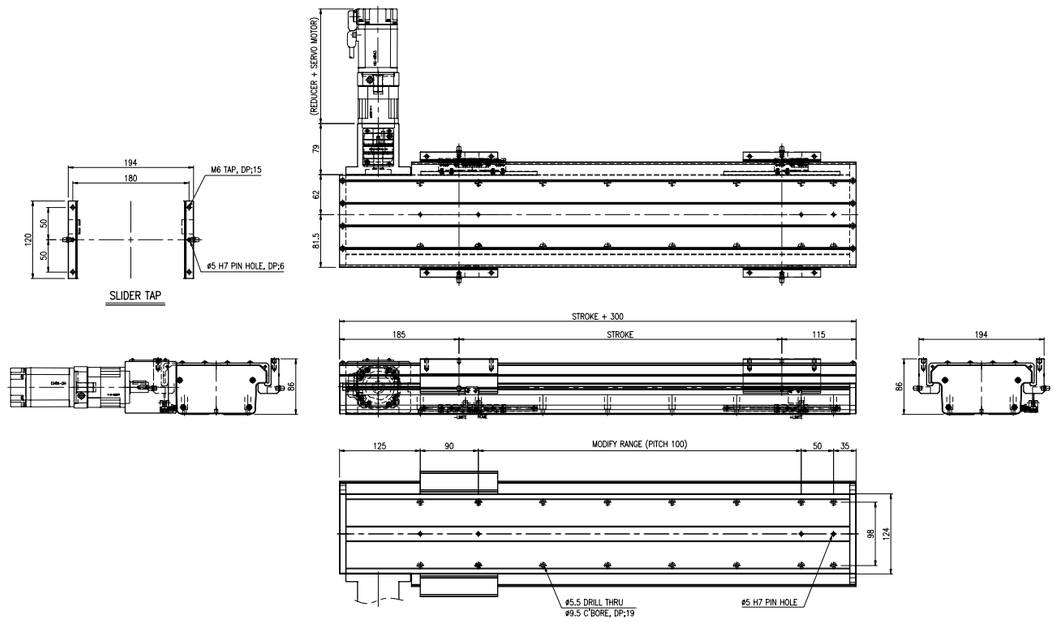

BDP120-SRT-40

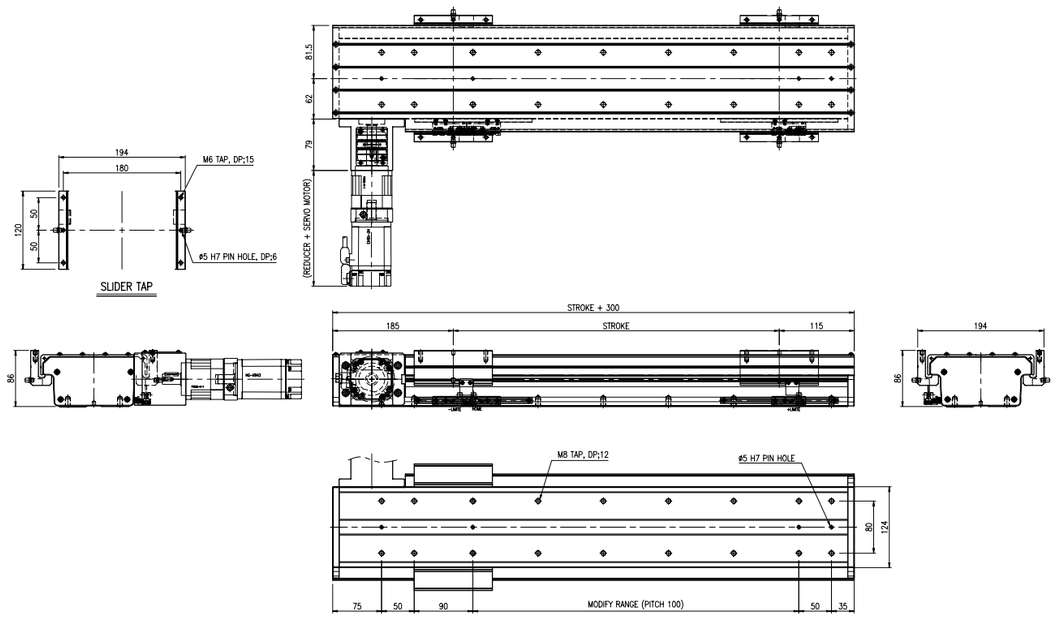

BDP120-SLT-70

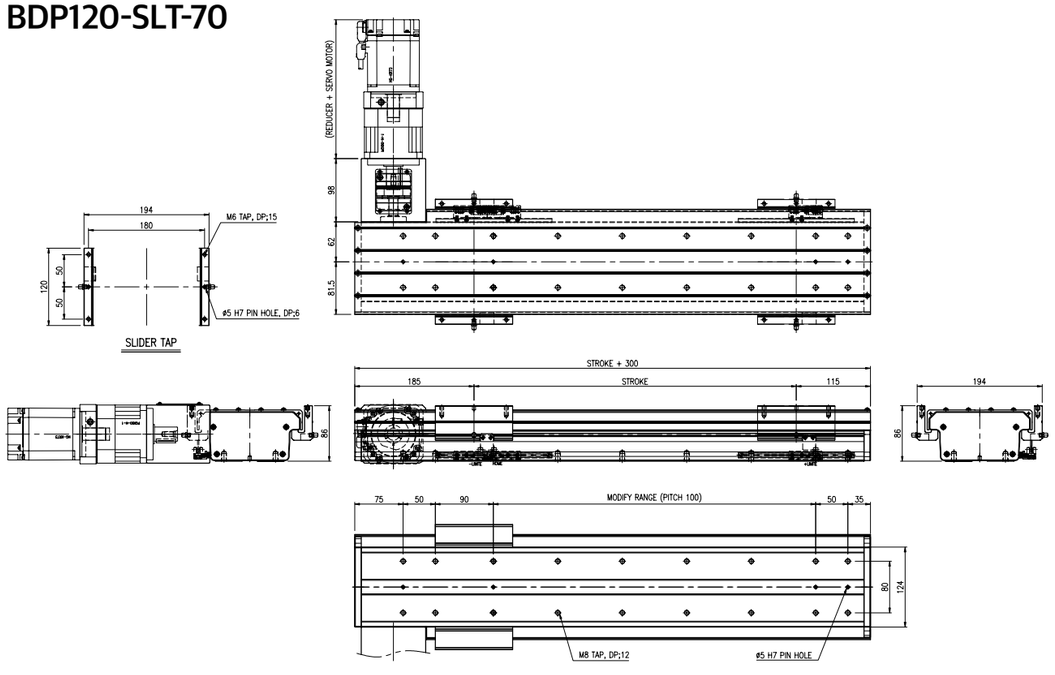

BDP120-SRB-40

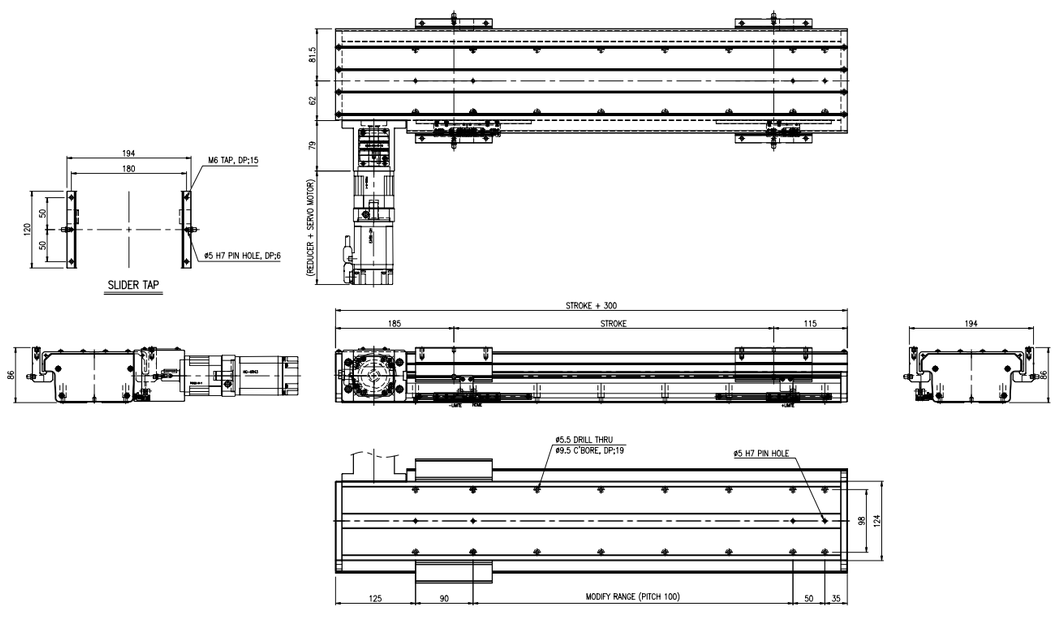

BDP120-SLB-70

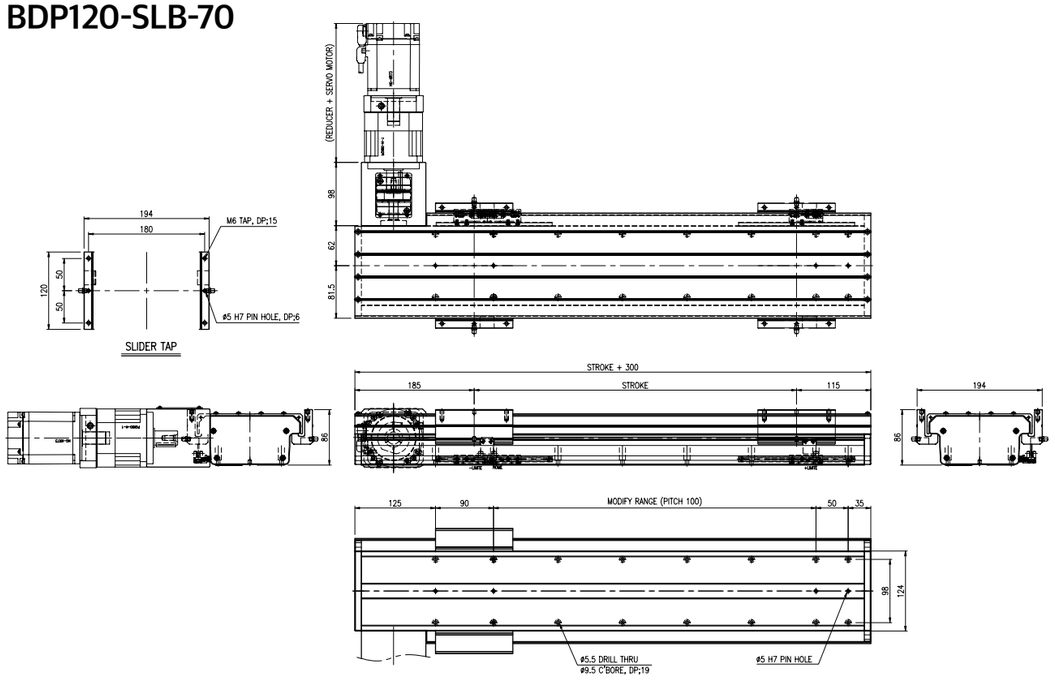

BDP120-SRT-70

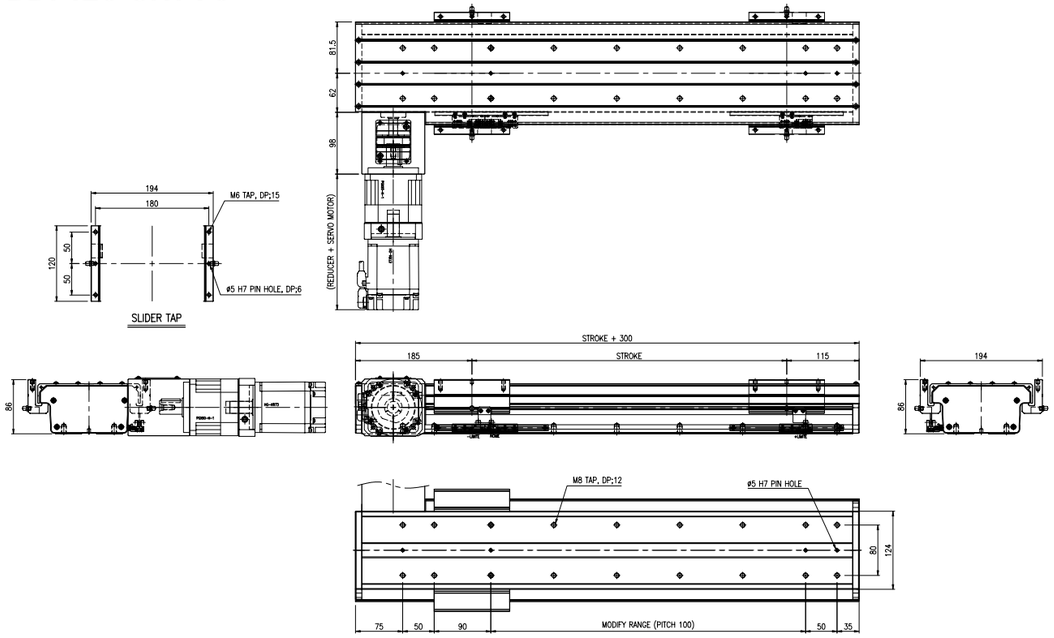

BDP120-SRB-70

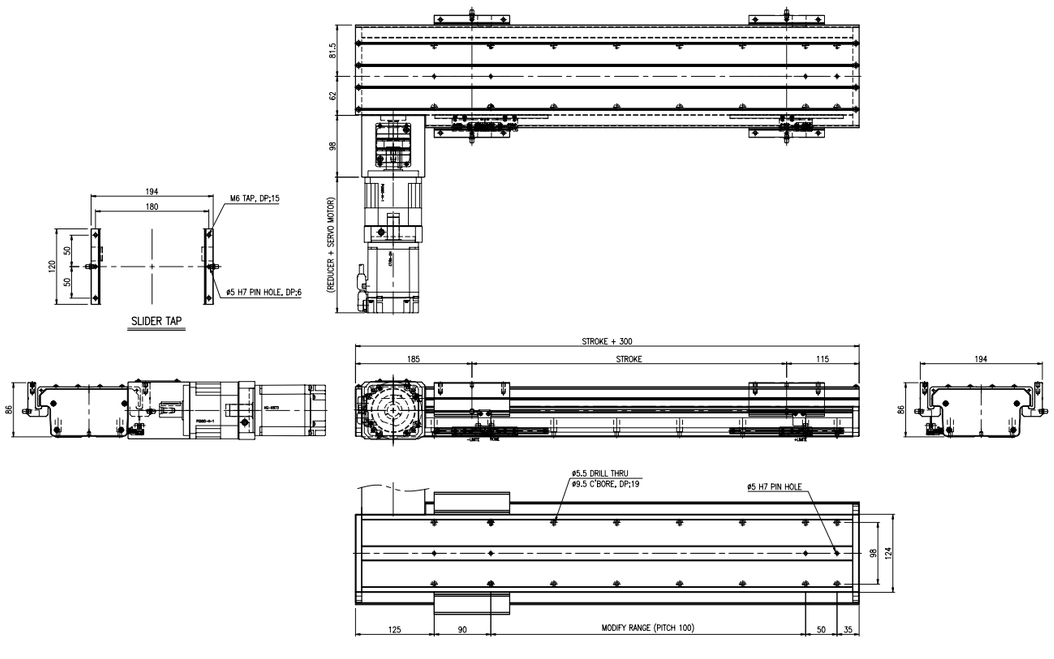

BDP160 Series

Specification

• AC Servo Motor Output	400W	750W
• AC Servo Motor RPM	3000 RPM	
• Repeatability	±0.1 mm	
• Drive System	Timing Belt	
• Reduction Gear Box Ratio	3~10 (1 Stage), 15~100 (2 Stage)	
• Stroke (mm)	100 ~ 1500	
• Drive Pully & P.C.D	S5M-21NT , Ø33.42	
• Drive Belt	S5M, 30W	
• LM Guide Bearing	Two Way 20W-2BLOCK	
• Main Base & Slider	Aluminum Profile, Soft Anodizing	
• Base Second Moment of Area(mm^4)	Ix = 1.02E + 06, Iy = 1.048E + 07	

MAX SPEED & Max PAY LOAD (Horizontal Only)

AC Servo Motor Output	400W			750W		
Reduction Ratio (Reducer)	3	5	10	3	5	10
Max Speed (mm/sec)	1750	1050	525	1750	1050	525
Max Payload(kg) (Horizontal)	12	45	100	50	80	120

주1) Stroke 2000mm 초과 사용 시 당사로 필히 문의 요망
주2) Stroke : 1000mm, Speed : Max Speed, Acceleration : 0.3 sec
Servo motor Rotate : 3000rpm, Pause Time : 0 sec
Lm Guide 수명 조건 : 정하중, 분당왕복수 : Max, 수명시간&거리 : 20000이상 조건임.
주3) 벽면부착(Wall Mount)사용 조건 시 당사로 문의 요망. (Belt 갈림이나 사행이 발생 할 수 있음.)
주4) 수직 (Vertical) 사용 시 Belt의 끊어짐 현상이 생길 수 있음. (당사 사용 조건에 부합됨.)
주5) 감속기 사용시 일부 품목의 치수가 변경될수 있음. 당사로 문의 요망

Robot Weight

Stroke (mm)		100	200	300	400	500	600	700	800	900	1000	1100	1200	1300	1400	1500	1600	1700	1800	1900	2000
Weight (Kg)	400W	20.7	22.6	24.5	26.4	28.3	30.2	32.1	34	35.9	37.8	39.7	41.6	43.5	45.4	47.3	49.2	51.1	53	54.9	56.8
	750W	22.5	24.4	26.3	28.2	30.1	32	33.9	35.8	37.7	39.6	41.5	43.4	45.3	47.2	49.1	51	52.9	54.8	56.7	58.6

BDP160-SLT-40

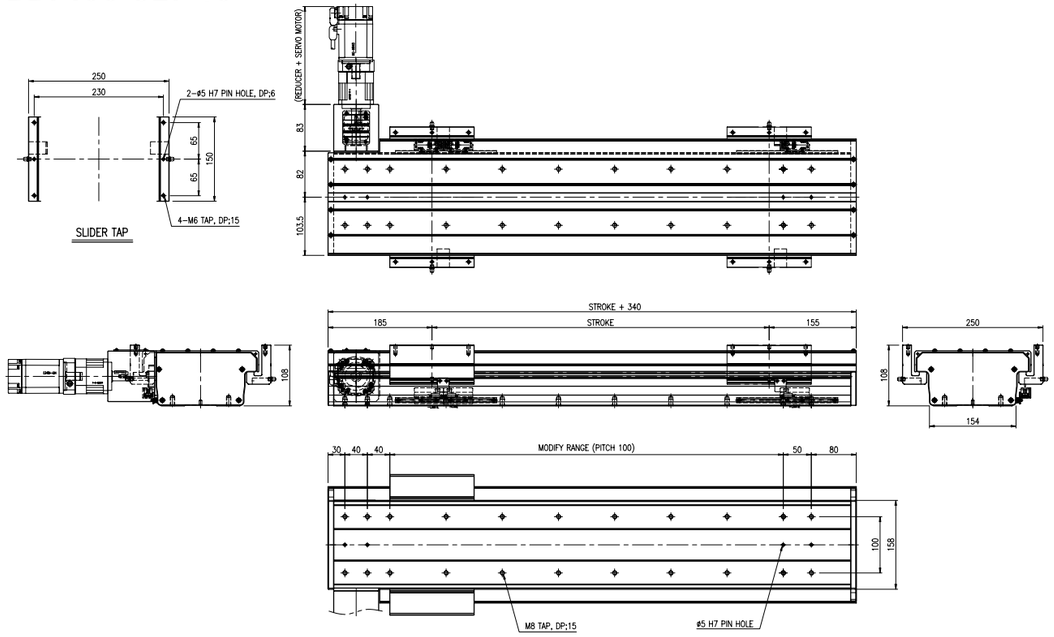

BDP160-SLB-40

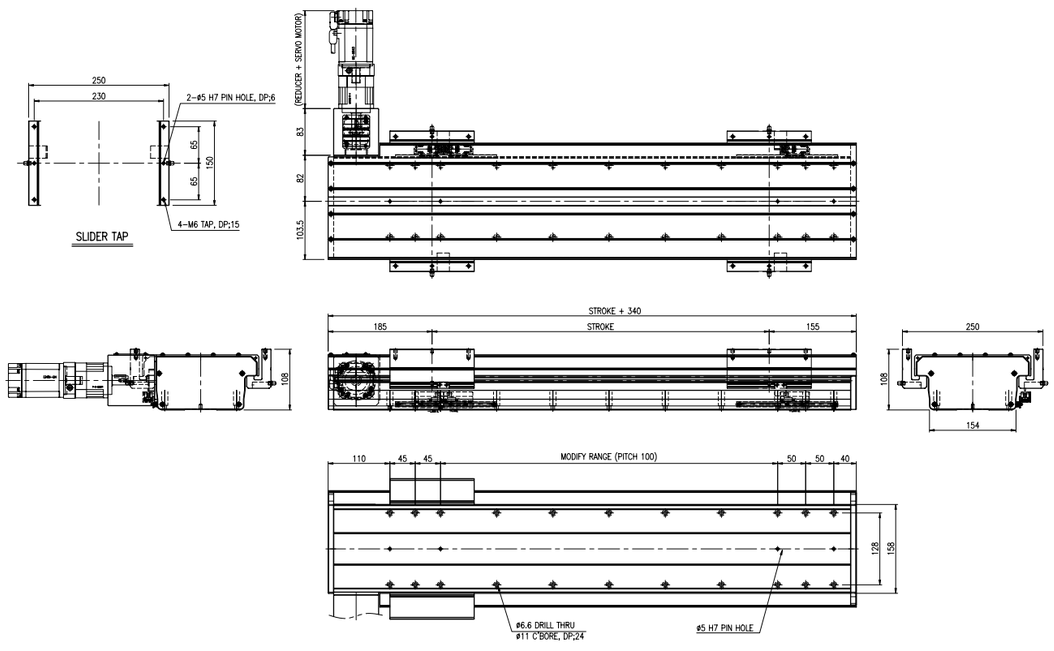

BDP160-SRT-40

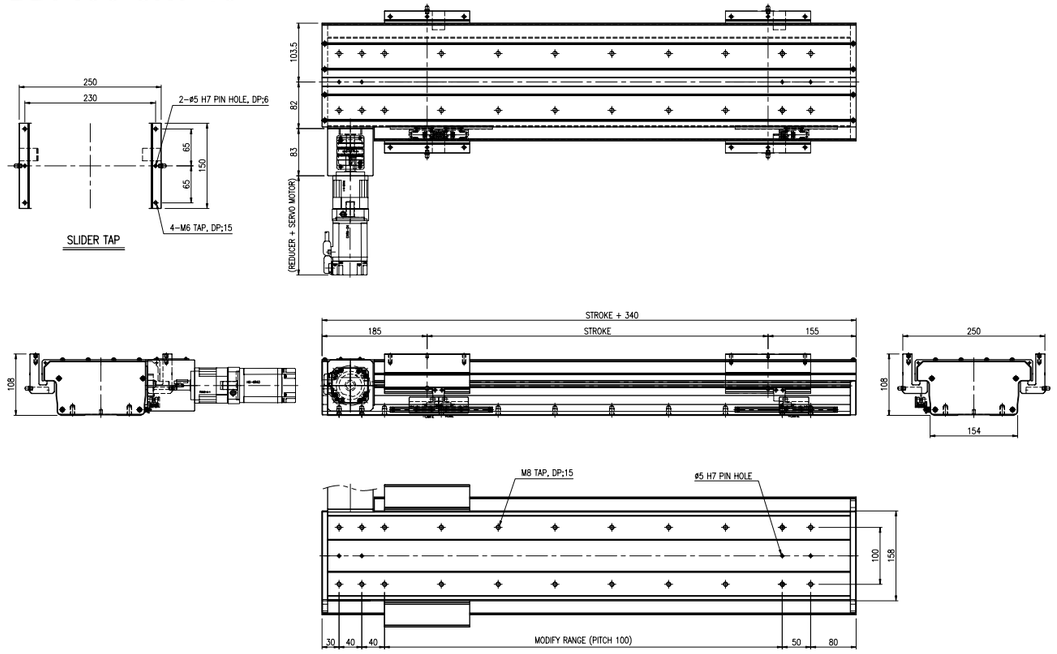

BDP160-SRB-40

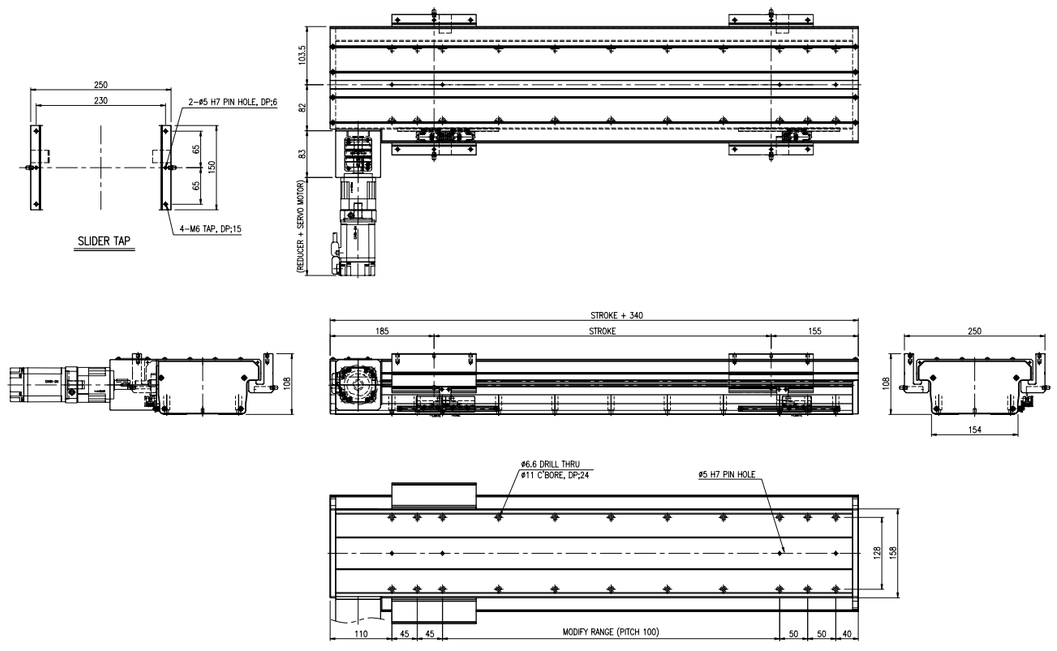

BDP160-SLT-70

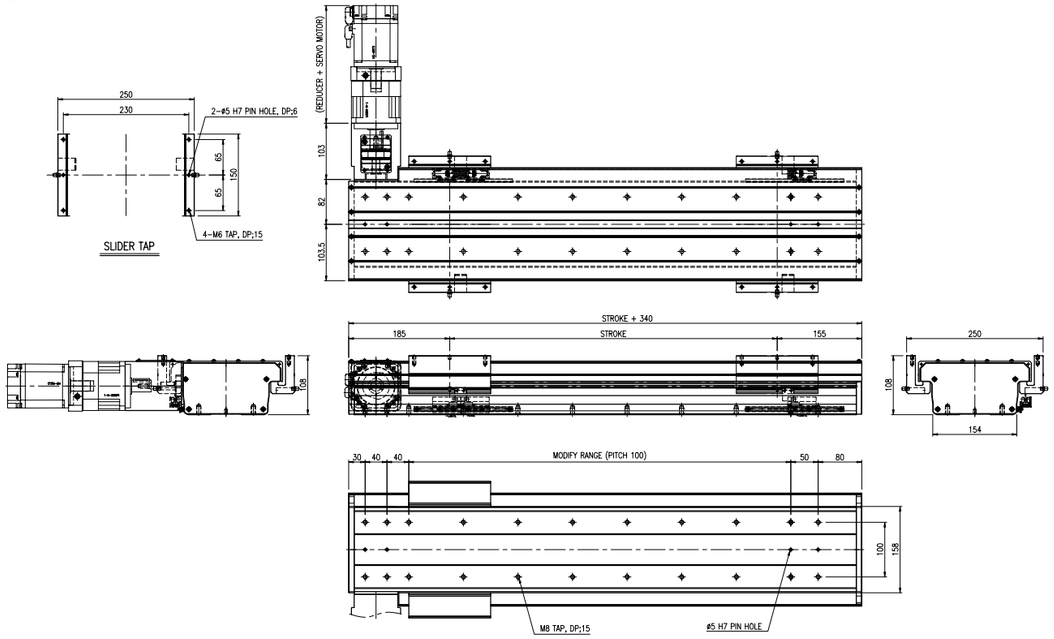

BDP160-SLB-70

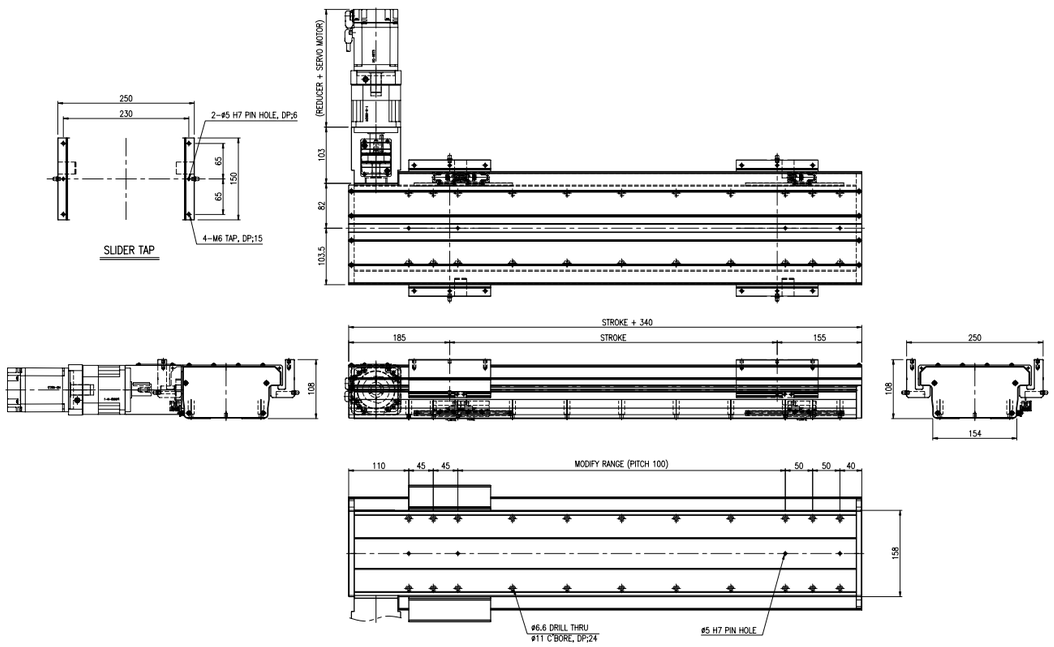

BDP160-SRT-70

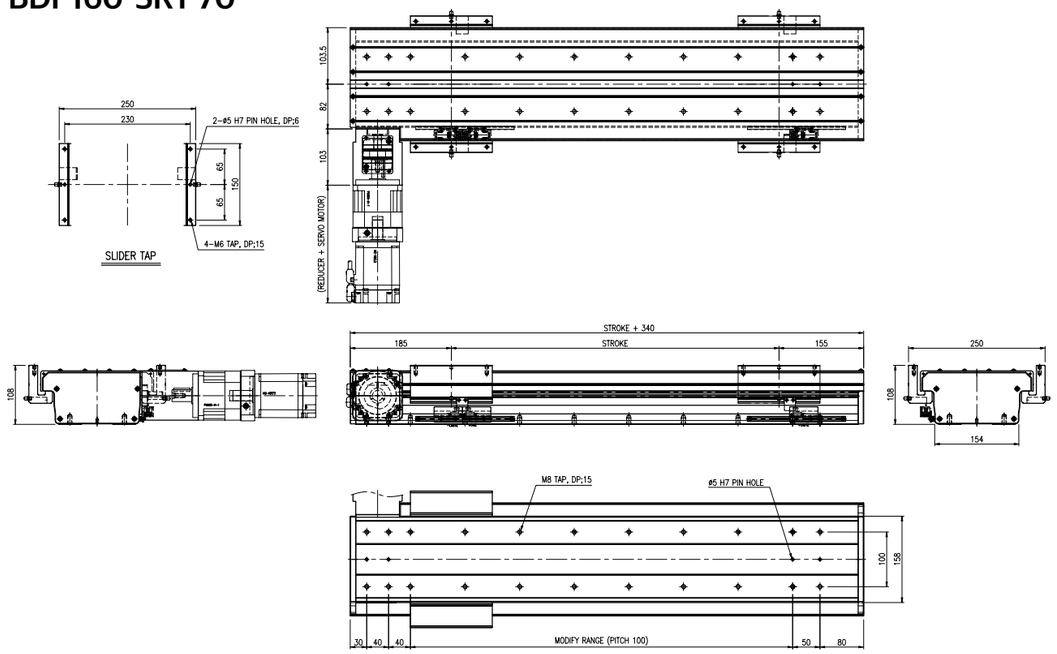

BDP160-SRB-70

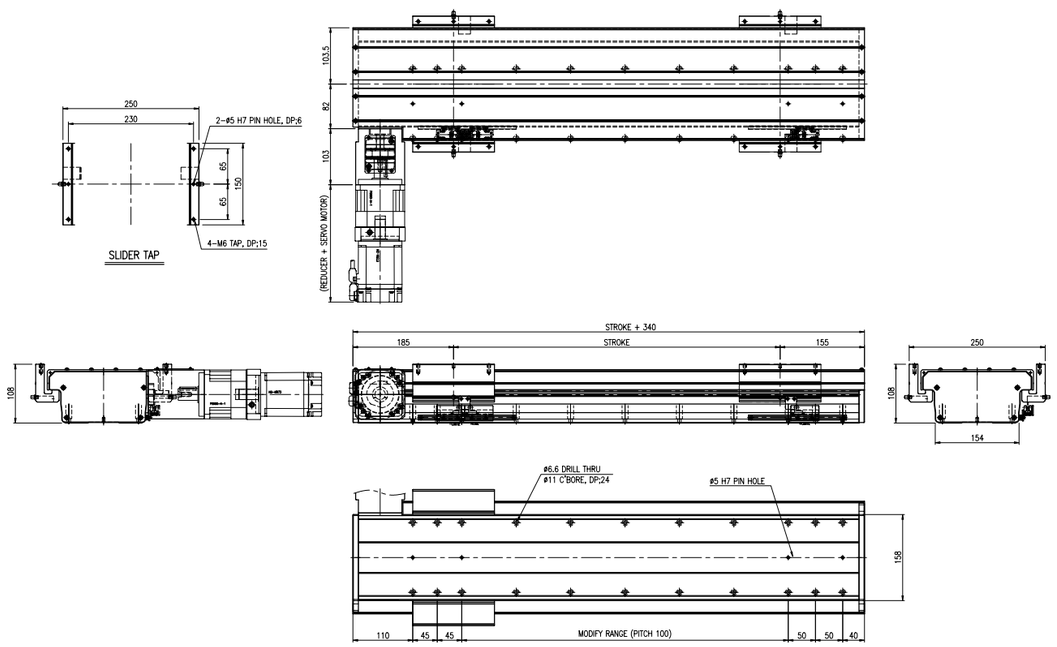

BDP200 Series

Specification

• AC Servo Motor Output	400W	750W
• AC Servo Motor RPM	3000 RPM	
• Repeatability	±0.1 mm	
• Drive System	Timing Belt	
• Reduction Gear Box Ratio	3~10 (1 Stage), 15~100 (2 Stage)	
• Stroke (mm)	100 ~ 2500	
• Drive Pully & P.C.D	S5M-27NT , Ø42.97	
• Drive Belt	S5M, 50W	
• LM Guide Bearing	Two Way 25W-2BLOCK	
• Main Base & Slider	Aluminum Profile, Soft Anodizing	
• Base Second Moment of Area(mm^4)	Ix = 2.03E + 06, Iy = 2.46E + 07	

MAX SPEED & Max PAY LOAD (Horizontal Only)

AC Servo Motor Output	400W			750W		
Reduction Ratio (Reducer)	3	5	10	3	5	10
Max Speed (mm/sec)	2250	1350	675	2250	1350	675
Max Payload(kg) (Horizontal)	5	25	100	20	90	150

주1) Stroke 2000mm 초과 사용 시 당사로 필히 문의 요망.
주2) Stroke : 1000mm, Speed : Max Speed, Acceleration : 0.3 sec
Servo motor Rotate : 3000rpm, Pause Time : 0 sec
Lm Guide 수명 조건 : 정하중, 분당왕복수 : Max, 수명시간&거리 : 20000이상 조건임.
주3) 벽면부착(Wall Mount)사용 조건 시 당사로 문의 요망. (Belt 갈림이나 사행이 발생 할 수 있음.
주4) 수직 (Vertical) 사용 시 Belt의 끊어짐 현상이 생길 수 있음. (당사 사용 조건에 부합됨.)
주5) 감속기 사용시 일부 품목의 치수가 변경될수 있음. 당사로 문의 요망

Robot Weight

Stroke (mm)		100	200	300	400	500	600	700	800	900	1000	1100	1200	1300	1400	1500	1600	1700	1800	1900	2000
Weight (Kg)	400W	20.7	22.6	24.5	26.4	28.3	30.2	32.1	34	35.9	37.8	39.7	41.6	43.5	45.4	47.3	49.2	51.1	53	54.9	56.8
	750W	22.5	24.4	26.3	28.2	30.1	32	33.9	35.8	37.7	39.6	41.5	43.4	45.3	47.2	49.1	51	52.9	54.8	56.7	58.6

BDP200-SLT-40

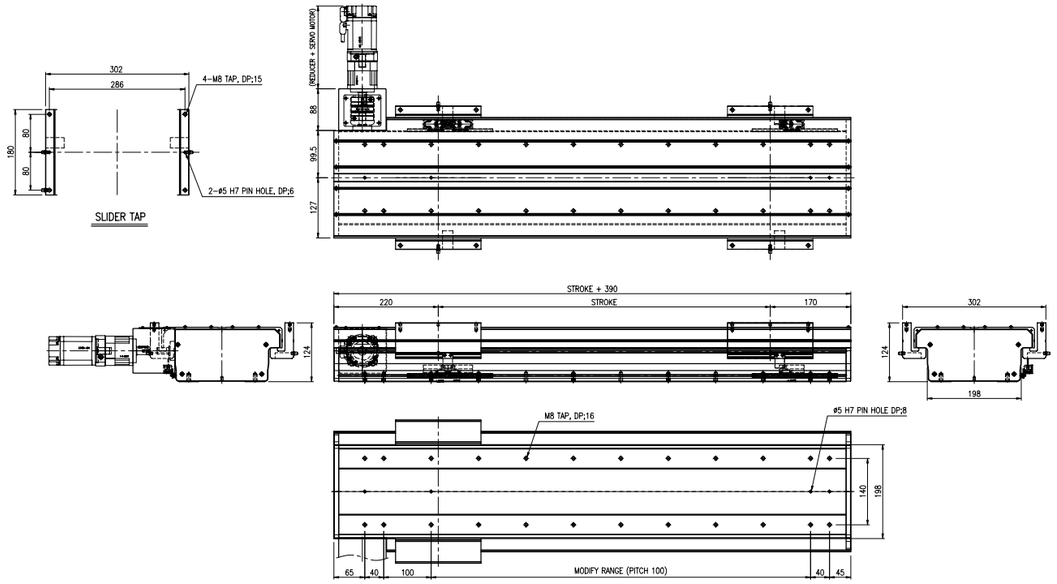

BDP200-SLB-40

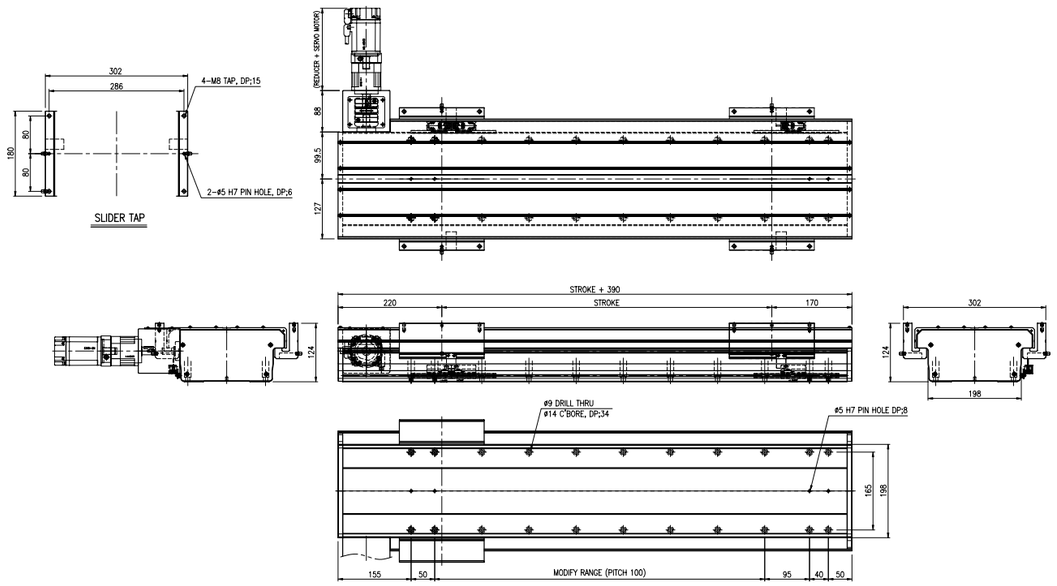

BDP200-SRT-40

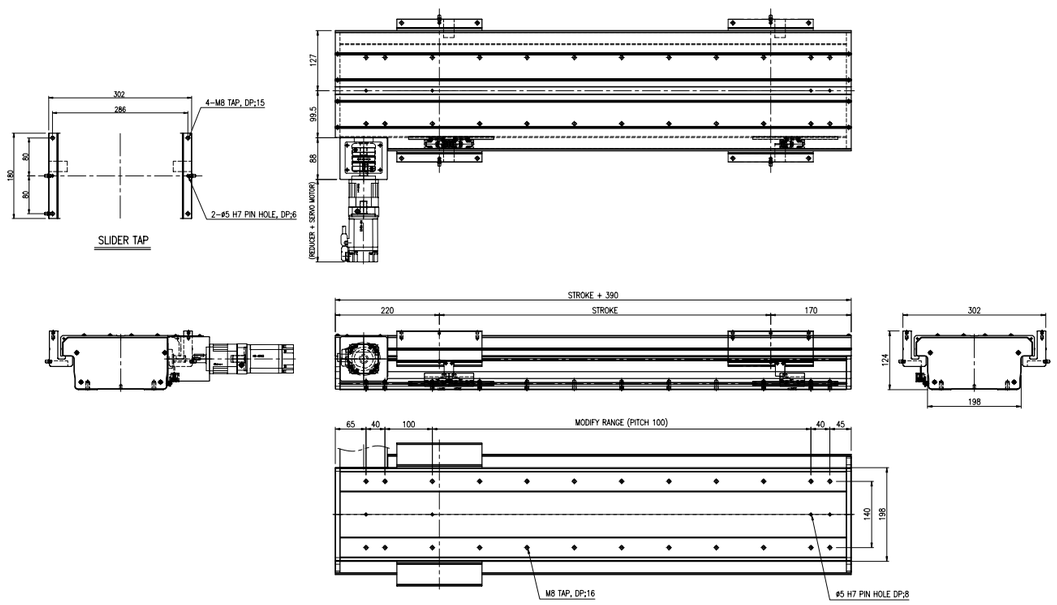

BDP200-SLT-70

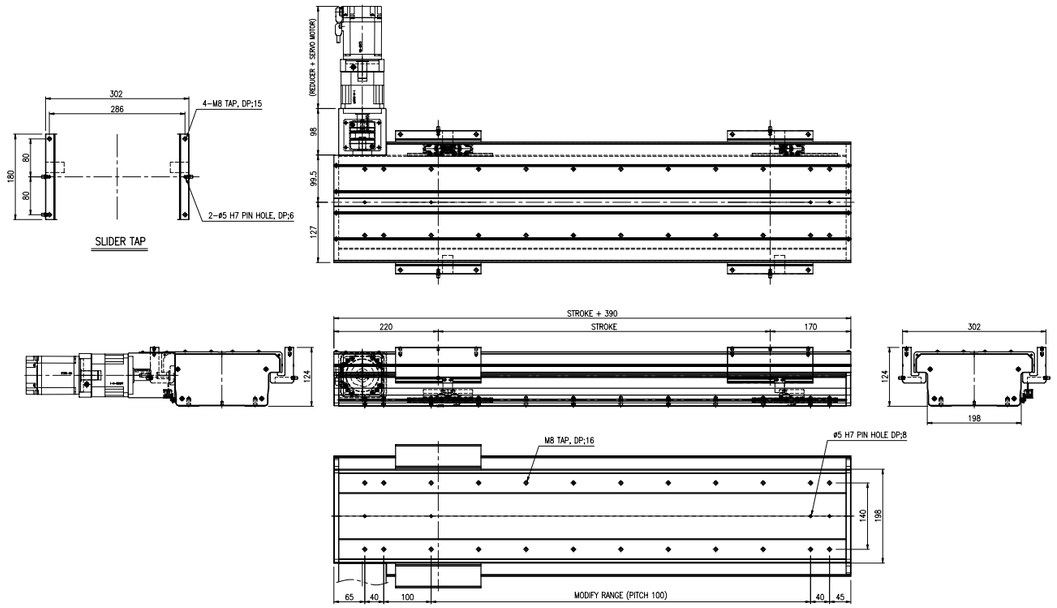

BDP200-SRB-40

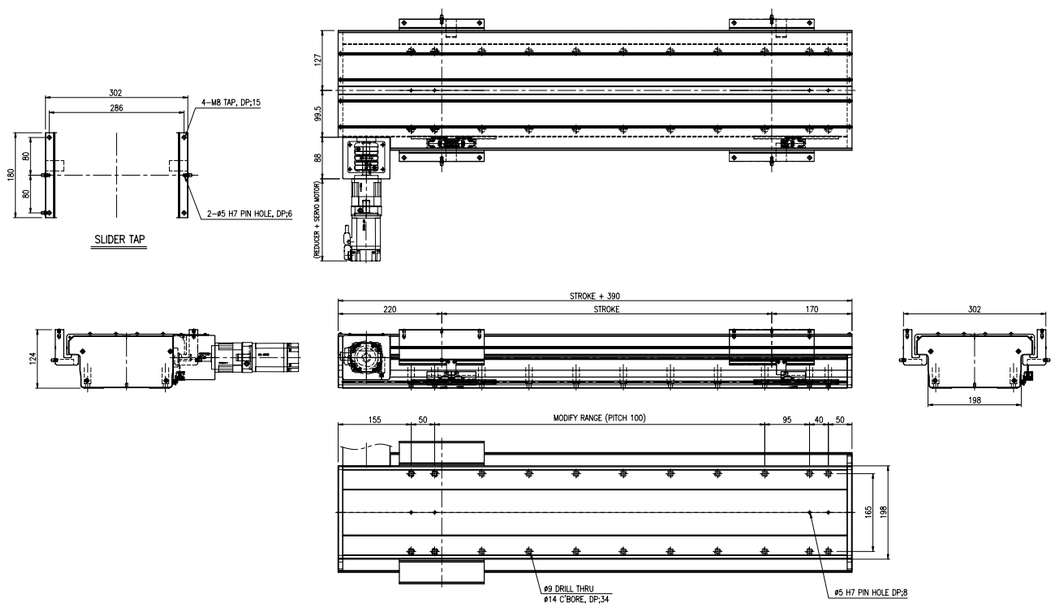

BDP200-SLB-70

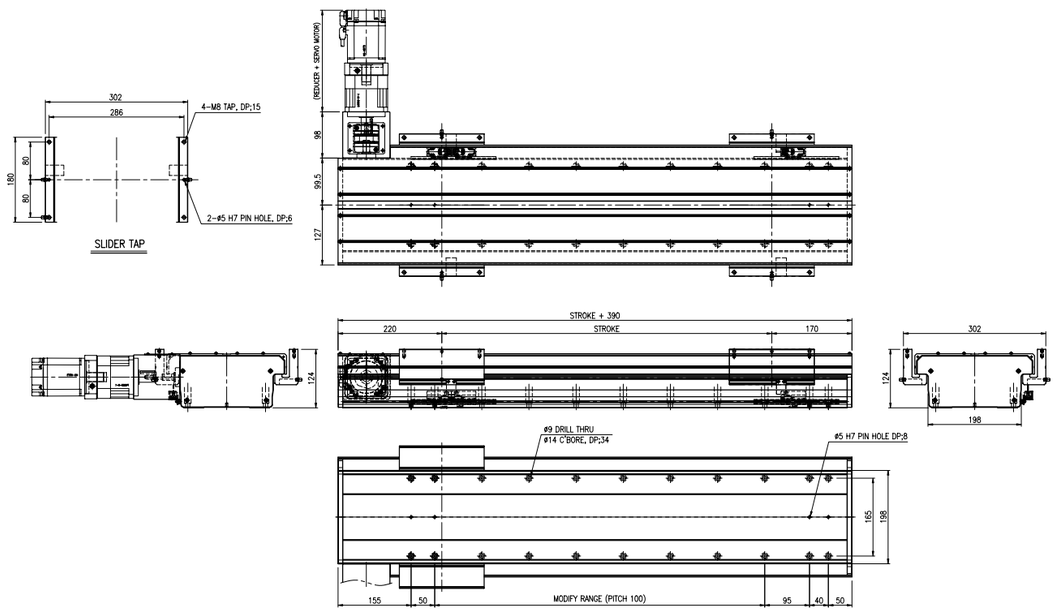

BDP200-SRT-70

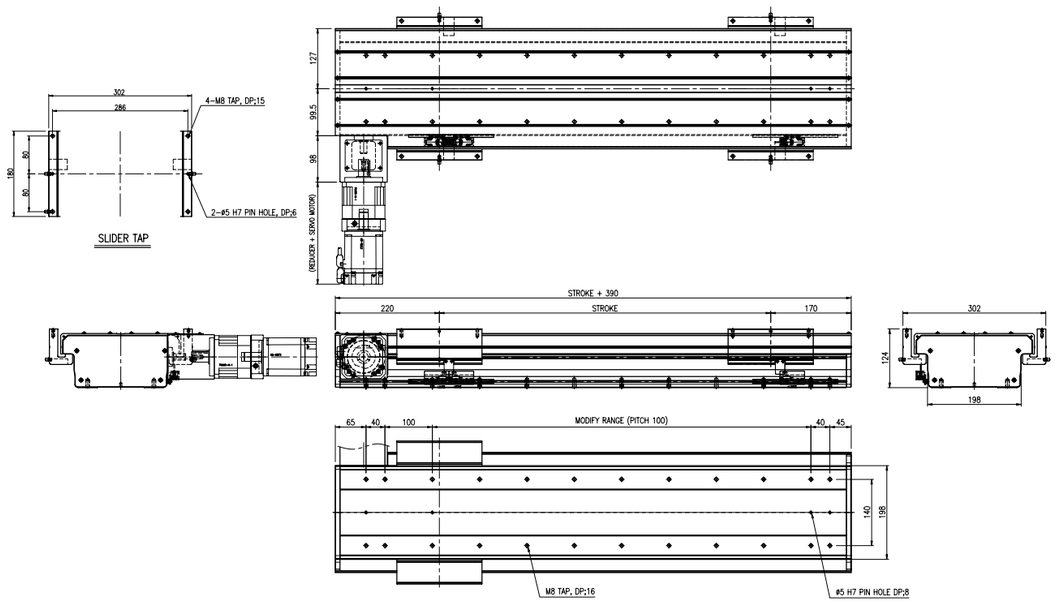

BDP200-SRB-70

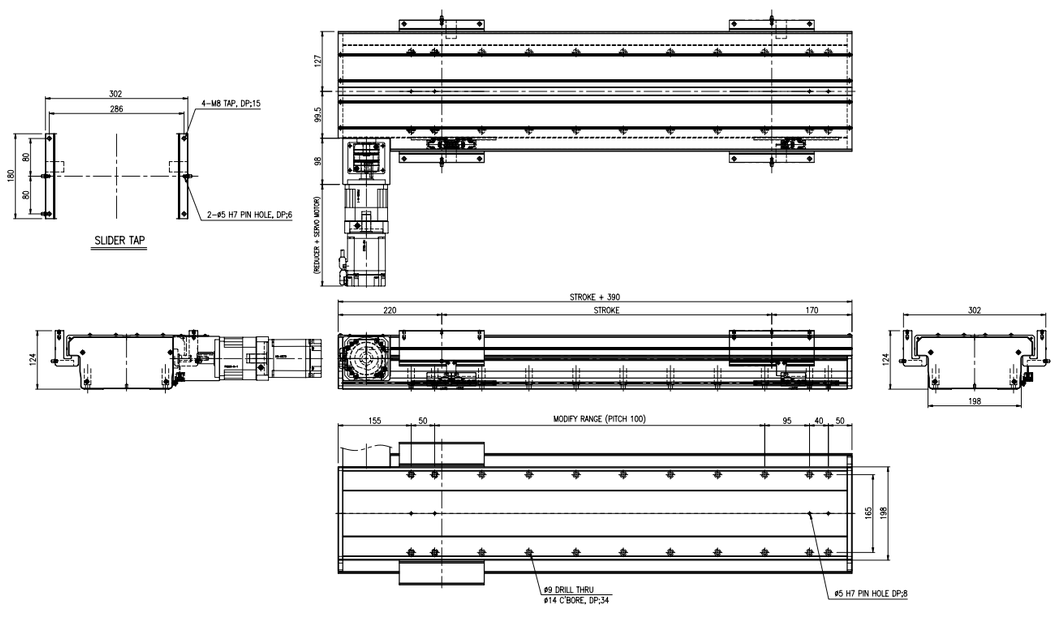

LPK ROBOTICS

직교로봇 BCP 시리즈

Timing Belt Closed Robot Series

BCP090

BCP120

BCP160

BCP200

*BCP120

LPK ROBOTICS

BCP Series Model Code

BCP	120	-	F	L	T	-	500L	-	40	R5	-	B	R1	E1	C
①	②		③	④	⑤		⑥		⑦	⑧		⑨	⑩	⑪	⑫

❶ 형식 Type

BCP - LPK Co., Ltd. Cartesian Colsed Robot, Timing Belt Type

❷ Model

090 - Robot Body Width 90 mm, Height 90
120 - Robot Body Width 124 mm, Height 94
160 - Robot Body Width 158 mm, Height 115
200 - Robot Body Width 198 mm, Height 130

❸ Driving Shape

S - Straight Coupling Type
F - Parallel Front Pulley Type
D - Parallel Top Pulley Type
U - Parallel Under Pulley Type

❹ Motor Shape

L - Motor Left Position Type
R - Motor Right Position Type

❺ Base Mount Hole

T - Tap Type

❻ Stroke

The Distance Between - Limit and + Limit (mm)

❼ Motor Capacity

10 - Motor Rated Output 100W
20 - Motor Rated Output 200W
40 - Motor Rated Output 400W
70 - Motor Rated Output 750W
1K - Motor Rated Output 1KW (Option)

❽ Reduction Gear Ratio Option

None - Without Reduction Gear (Standard)
R3~10 - With Reduction Gear Ratio

❾ Robot Color Option

None - Soft White Anodizing (Standard)
B - Soft Black Anodizing

❿ Surface Treatment Option

None - Without Surface Treatment (Standard)
R1 - LM Rail Raydent
R2 - LM Rail and Block Raydent

⓫ Sensor Option

None - DC - 24V Proximity LED Sensor (Standard)
E1 - External Photo Sensor Only
E2 - External Photo Sensor + Connector
E3 - External Photo Sensor + Connector + Cable

⓬ Cableveyor Option

None - Without Cableveyor (Standard)
C - With Cableveyor

Straight Coupling Type Example

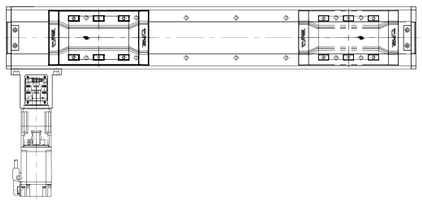

BCP090 Series

Specification

• AC Servo Motor Output	200W	400W
• AC Servo Motor RPM	3000 RPM	
• Repeatability	±0.1 mm	
• Drive System	Timing Belt	
• Pully Reduction Ratio (Standard)	1500 rpm (1/2)	
• Stroke (mm)	100 ~ 1500	
• Drive Pully & P.C.D	T5-15NT , Ø23.87	
• Drive Belt	T5, 23W	
• LM Guide Bearing	One Way 42-2BLOCK	
• Main Base & Slider	Aluminum Profile, Soft Anodizing	
• Base Second Moment of Area(mm^4)	Ix = 4.13E + 05, Iy = 1.60E + 06	

MAX SPEED & Max PAY LOAD (Horizontal Only)

AC Servo Motor Output	200W				400W			
Reduction Ratio(Reducer)	2	3	5	10	2	3	5	10
Max Speed (mm/sec)	1875	1250	750	375	1875	1250	750	375
Max Payload(kg) (Horizontal)	8	16	28	35	11	16	28	35

주1) Stroke 1500mm 초과 사용 시 당사로 필히 문의 요망.

주2) Stroke : 1000mm, Speed : Max Speed, Acceleration : 0.3 sec, Servo motor Rotate : 3000rpm, Pause Time : 0 sec
Lm Guide 수명 조건 : 정하중, 분당왕복수 : Max, 수명시간&거리 : 200000이상 조건임.

주3) 벽면부착(Wall Mount)사용 조건 시 당사로 문의 요망.

주4) 감속기 사용시 일부 품목의 치수가 변경될수 있음. 당사로 문의 요망

Robot Weight

Stroke (mm)		100	200	300	400	500	600	700	800	900	1000	1100	1200	1300	1400	1500
Weight (Kg)	200W	8.7	9.3	9.9	10.5	11.1	11.7	12.3	12.9	13.5	14.1	14.7	15.3	15.9	16.5	17.1
	400W	9.2	9.8	10.4	11	11.6	12.2	12.8	13.4	14	14.6	15.2	15.8	16.4	17	17.6

BCP090-FLT

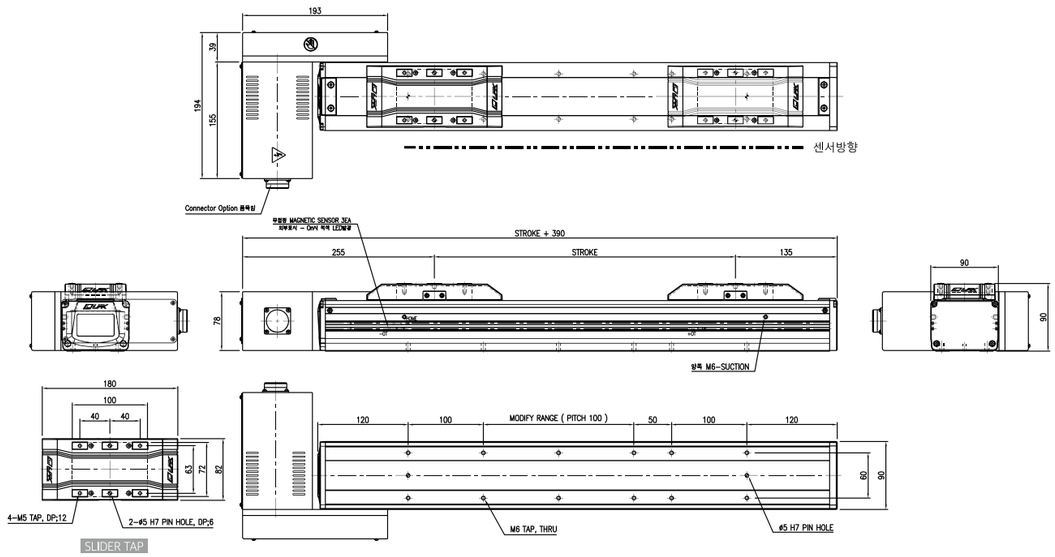

BCP090-FRT

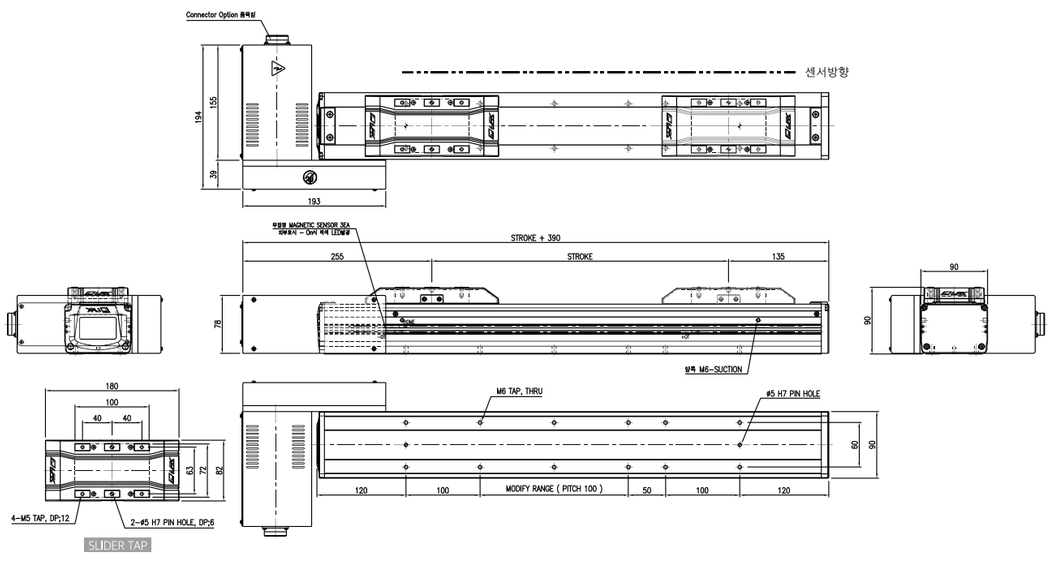

BCP090-DLT

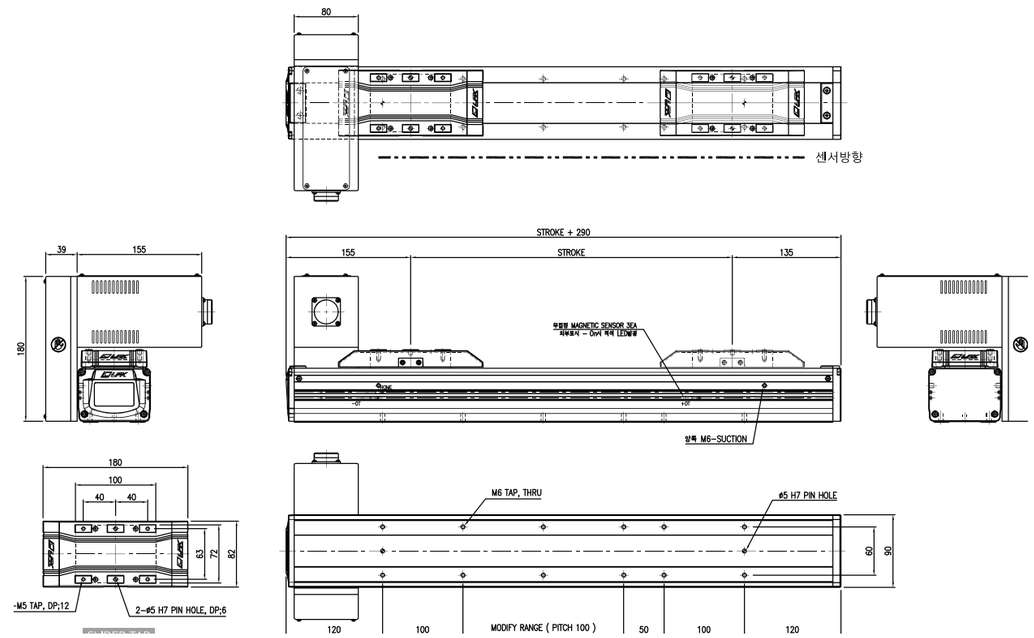

BCP090-DRT

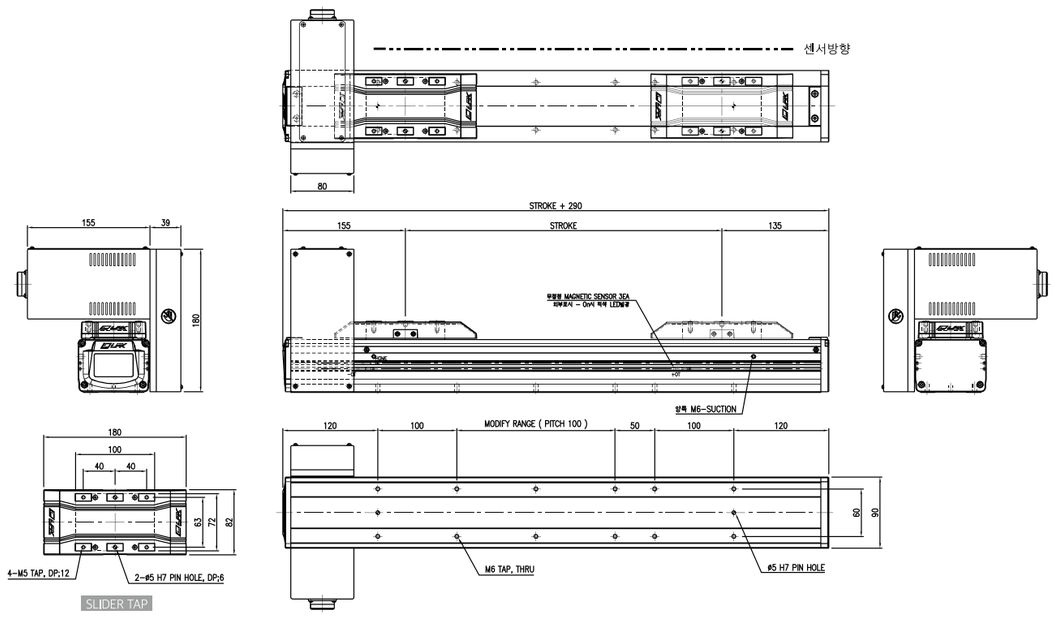

BCP090-ULT

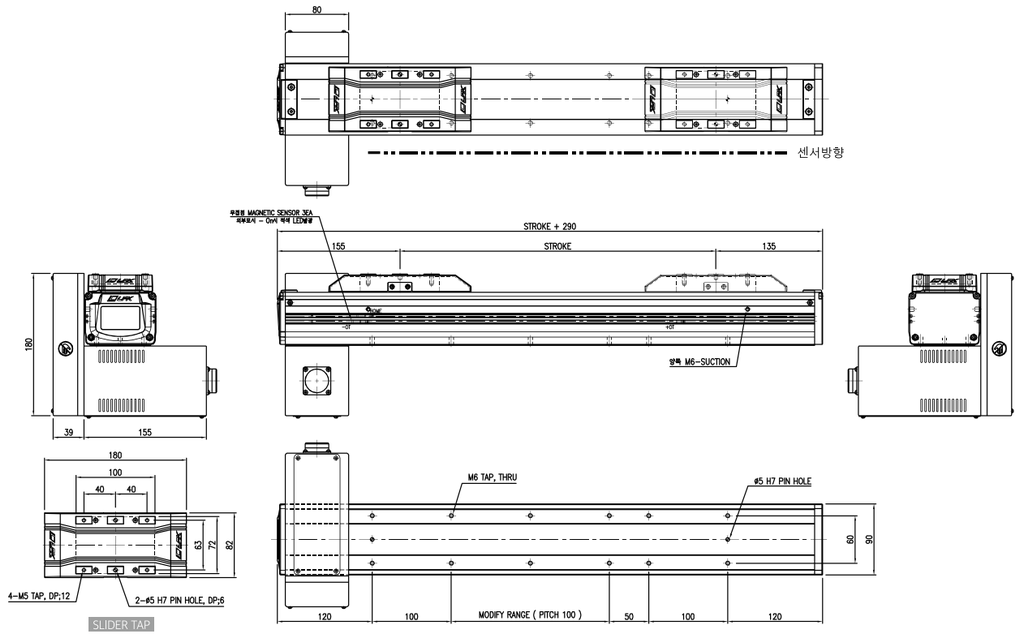

BCP090-URT

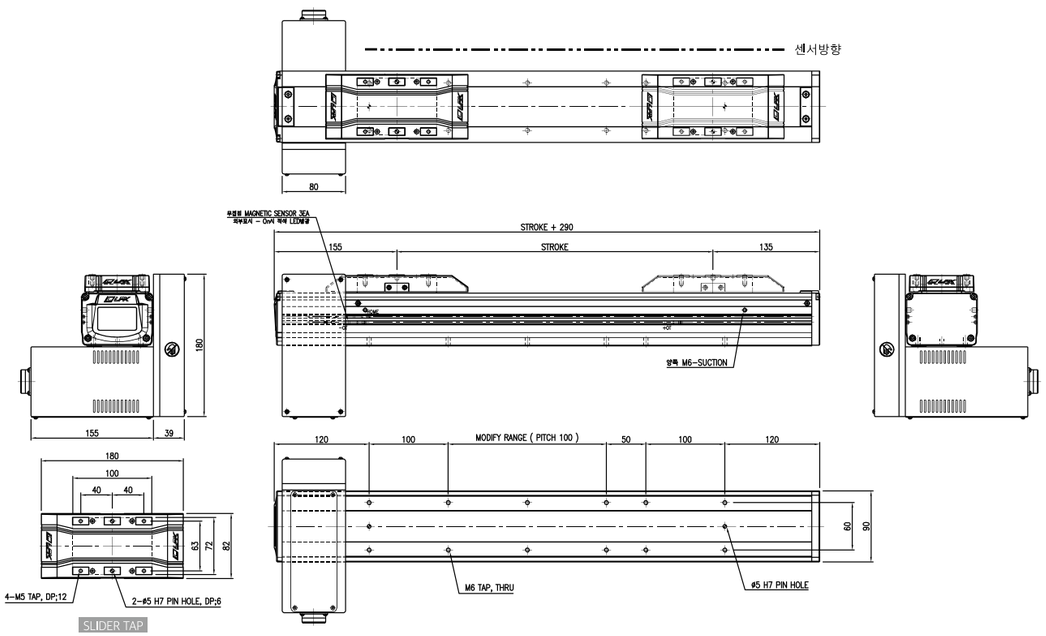

BCP120 Series

Specification

• AC Servo Motor Output		400W	750W
• AC Servo Motor RPM		3000 RPM	
• Repeatability		±0.1 mm	
• Drive System		Timing Belt	
• Pully Reduction Ratio (Standard)	400W	1184rpm (1/2.5)	
	750W	1500 rpm (1/2)	
• Stroke (mm)		100 ~ 2000	
• Drive Pully & P.C.D		S5M-21NT , Ø33.42	
• Drive Belt		S5M, 25W	
• LM Guide Bearing		Two Way 15W-2BLOCK	
• Main Base & Slider		Aluminum Profile, Soft Anodizing	
• Base Second Moment of Area(mm^4)		Ix = 5.89E + 05, Iy = 4.60E + 06	

MAX SPEED & Max PAY LOAD (Horizontal Only)

AC Servo Motor Output	400W				750W			
Reduction Ratio(Reducer)	2.5	3	5	10	2.5	3	5	10
Max Speed (mm/sec)	2072	1750	1050	525	2625	1750	1050	525
Max Payload(kg) (Horizontal)	4	15	45	70	18	35	45	70

주1) Stroke 2000mm 초과 사용 시 당사로 필히 문의 요망.

주2) Stroke : 1000mm, Speed : Max Speed, Acceleration : 0.3 sec, Servo motor Rotate : 3000rpm, Pause Time : 0 sec
Lm Guide 수명 조건 : 정하중, 분당왕복수 : Max, 수명시간&거리 : 200000이상 조건임.

주3) 벽면부착(Wall Mount)사용 조건 시 당사로 문의 요망.

주4) 감속기 사용시 일부 품목의 치수가 변경될수 있음. 당사로 문의 요망

Robot Weight

Stroke (mm)		100	200	300	400	500	600	700	800	900	1000	1100	1200	1300	1400	1500	1600	1700	1800	1900	2000
Weight (Kg)	400W	10.3	11.3	12.3	13.3	14.3	15.3	16.3	17.3	18.3	19.3	20.3	21.3	22.3	23.3	24.3	25.3	26.3	27.3	28.3	29.3
	750W	11.9	12.9	13.9	14.9	15.9	16.9	17.9	18.9	19.9	20.9	21.9	22.9	23.9	24.9	25.9	26.9	27.9	28.9	29.9	30.9

BCP120-FLT

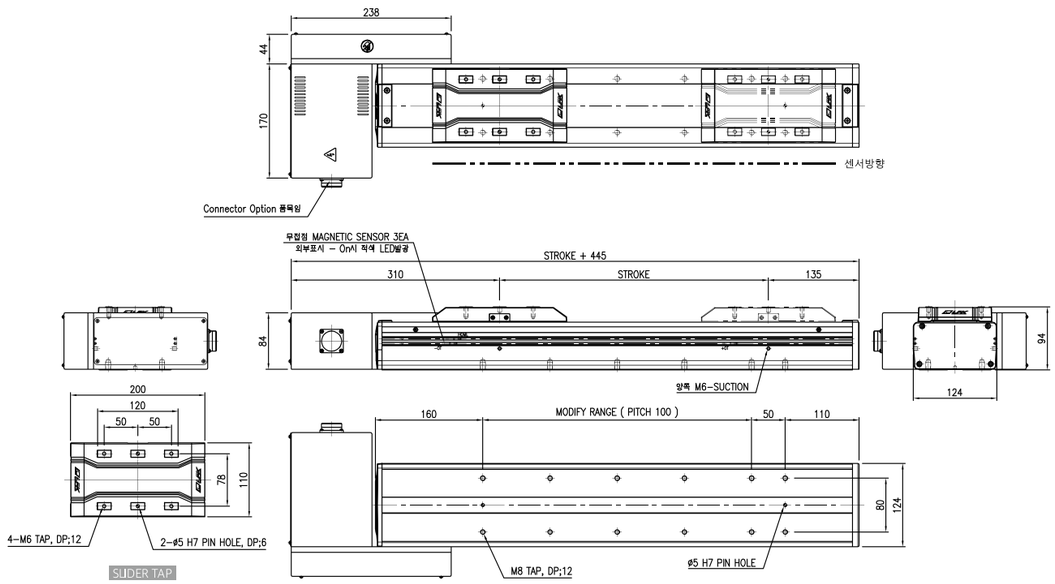

BCP120-DLT

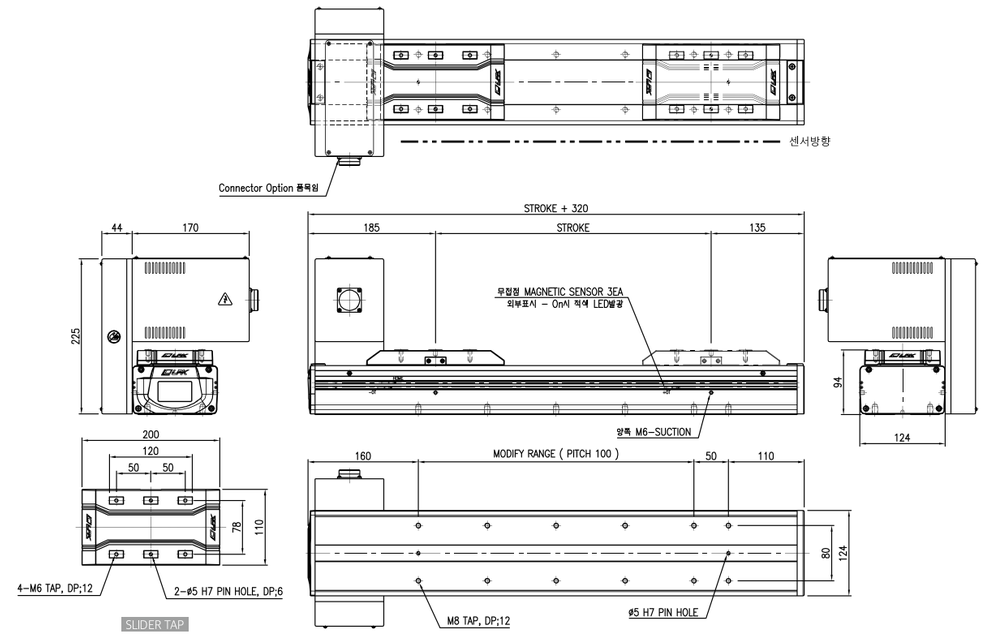

BCP120-FRT

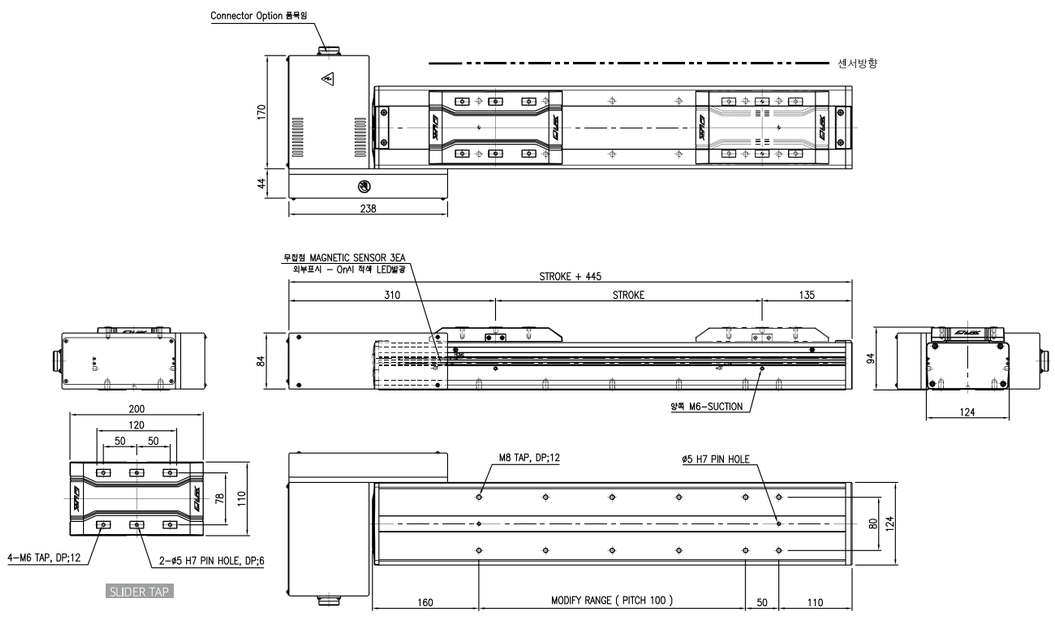

BCP120-DRT

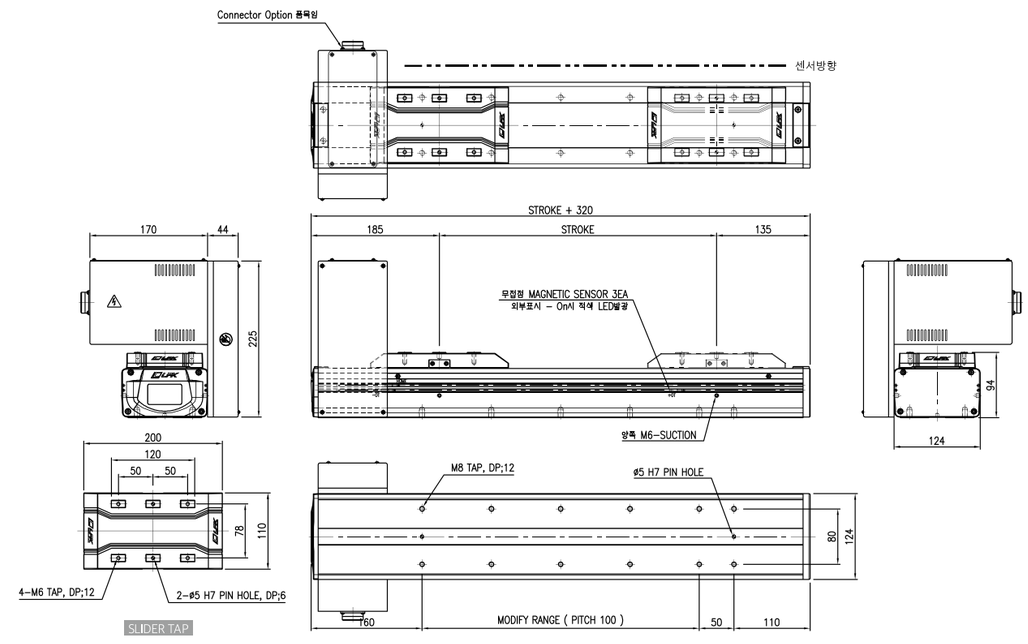

BCP120-ULT

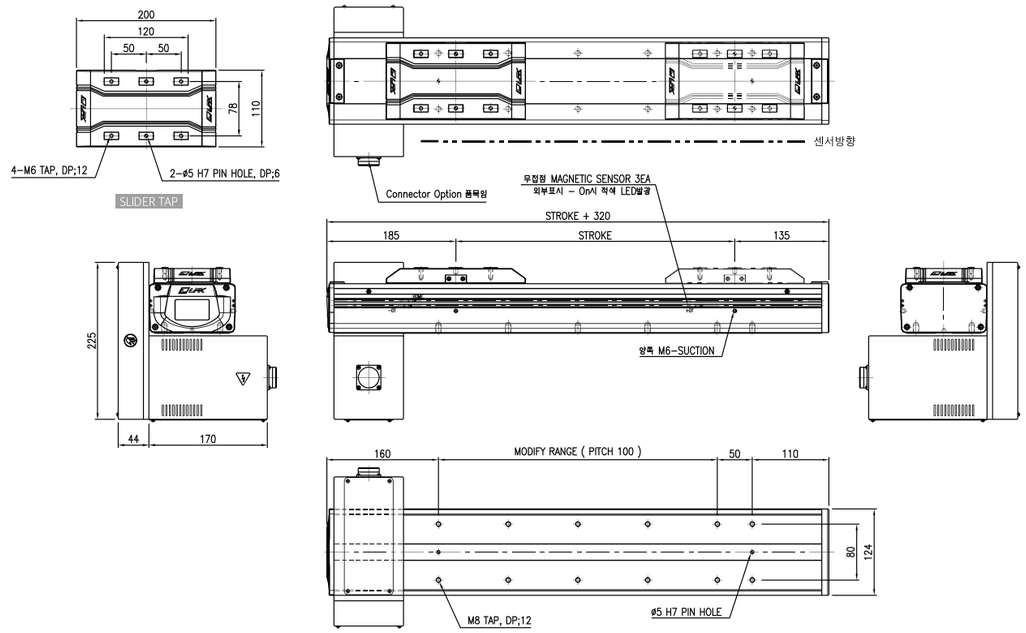

BCP120-URT

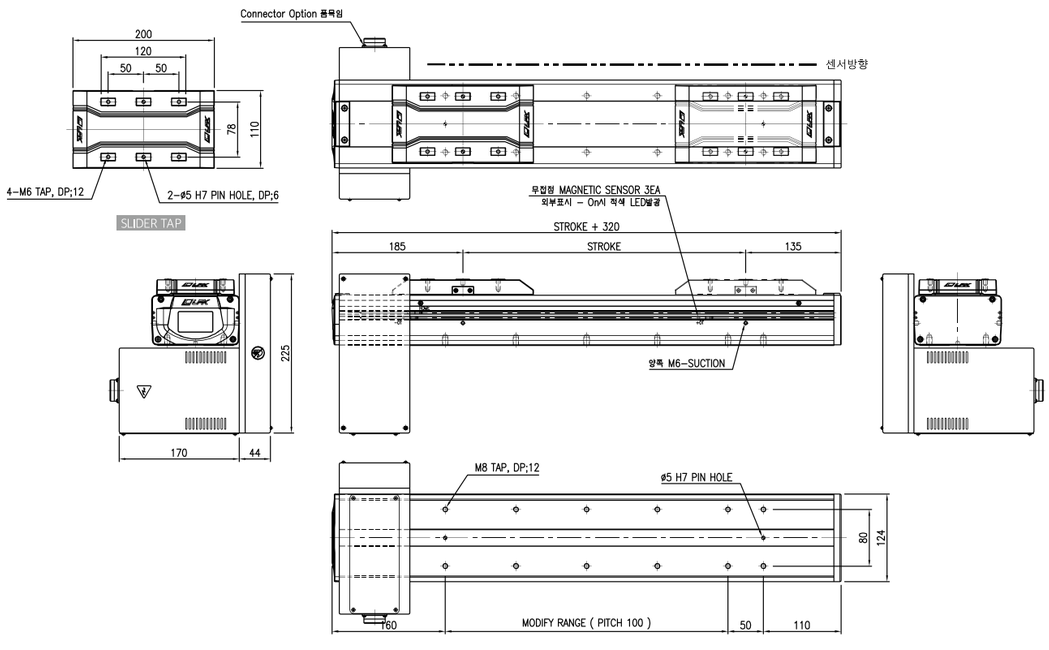

BCP160 Series

Specification

• AC Servo Motor Output	400W	750W
• AC Servo Motor RPM	3000 RPM	
• Repeatability	±0.1 mm	
• Drive System	Timing Belt	
• Pully Reduction Ratio (Standard)	1200rpm (1/2.5)	
• Stroke (mm)	100 ~ 2000	
• Drive Pully & P.C.D	S5M-21NT , Ø33.42	
• Drive Belt	S5M, 30W	
• LM Guide Bearing	Two Way 20W-2BLOCK	
• Main Base & Slider	Aluminum Profile, Soft Anodizing	
• Base Second Moment of Area(mm^4)	Ix = 8.41E + 05, Iy = 1.01E + 07	

MAX SPEED & Max PAY LOAD (Horizontal Only)

AC Servo Motor Output	400W				750W			
Reduction Ratio(Reducer)	2.5	3	5	10	2.5	3	5	10
Max Speed (mm/sec)	2100	1750	1050	525	2100	1750	1050	525
Max Payload(kg) (Horizontal)	8	12	45	100	35	50	80	120

주1) Stroke 2000mm 초과 사용 시 당사로 필히 문의 요망.

주2) Stroke : 1000mm, Speed : Max Speed, Acceleration : 0.3 sec, Servo motor Rotate : 3000rpm, Pause Time : 0 sec
Lm Guide 수명 조건 : 정하중, 분당왕복수 : Max, 수명시간&거리 : 200000이상 조건임.

주3) 벽면부착(Wall Mount)사용 조건 시 당사로 문의 요망.

주4) 감속기 사용시 일부 품목의 치수가 변경될수 있음. 당사로 문의 요망

Robot Weight

Stroke (mm)		100	200	300	400	500	600	700	800	900	1000	1100	1200	1300	1400	1500	1600	1700	1800	1900	2000	2100	2200	2300	2400	2500
Weight (Kg)	400W	16.4	17.9	19.4	20.9	22.4	23.9	25.4	26.9	28.4	29.9	31.4	32.9	34.4	35.9	37.4	38.9	40.4	41.9	43.4	44.9	46.4	47.9	49.4	50.9	52.4
	750W	19	20.5	22	23.5	25	26.5	28	29.5	31	32.5	34	35.5	37	38.5	40	41.5	43	44.5	46	47.5	49	50.5	52	53.5	55

BCP160-FLT

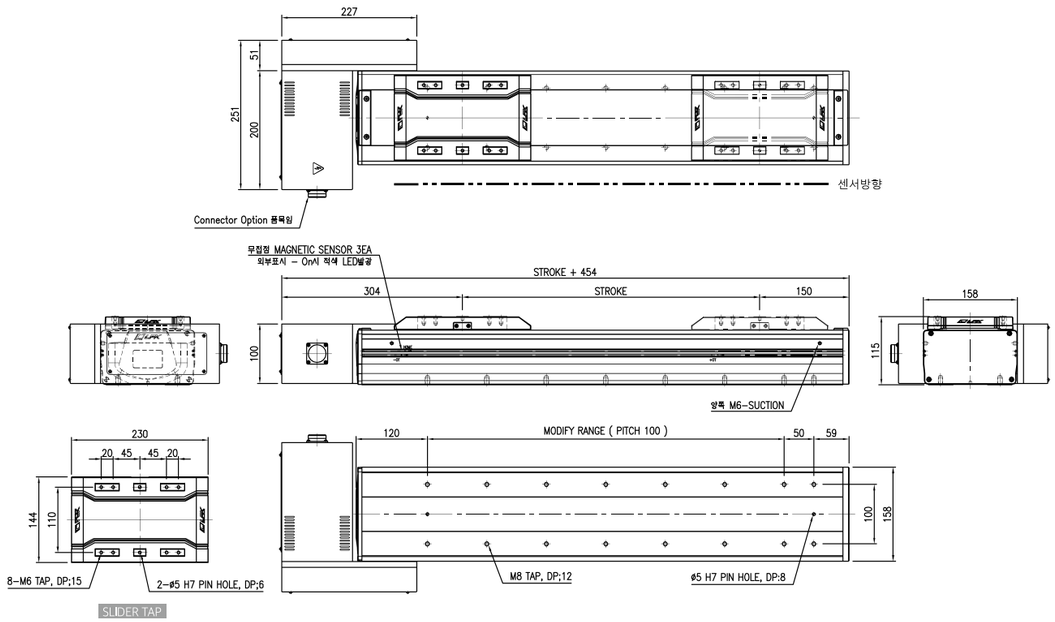

BCP160-FRT

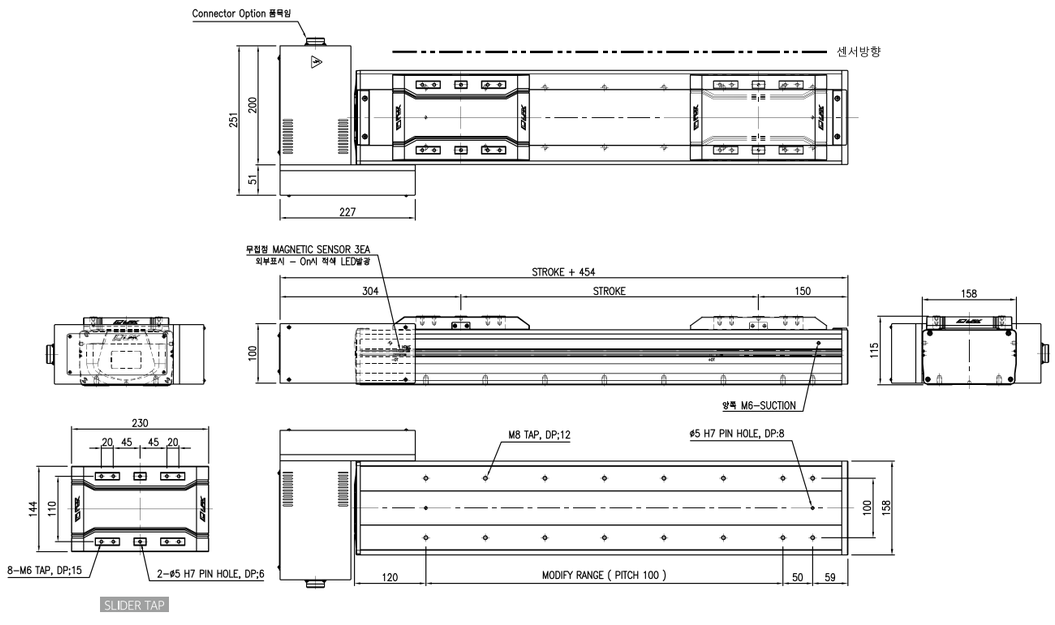

BCP160-DLT

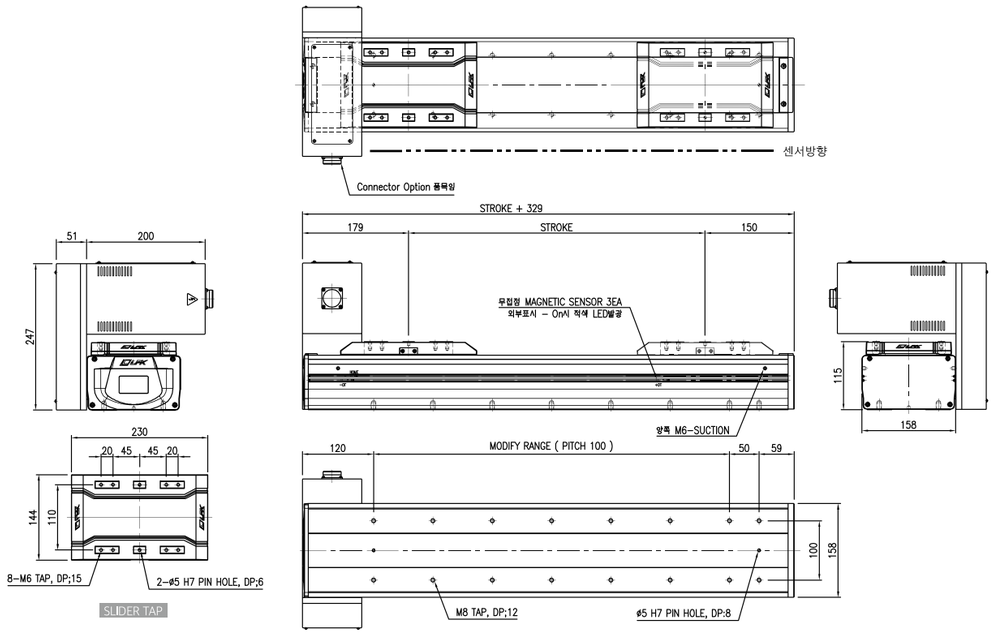

BCP160-DRT

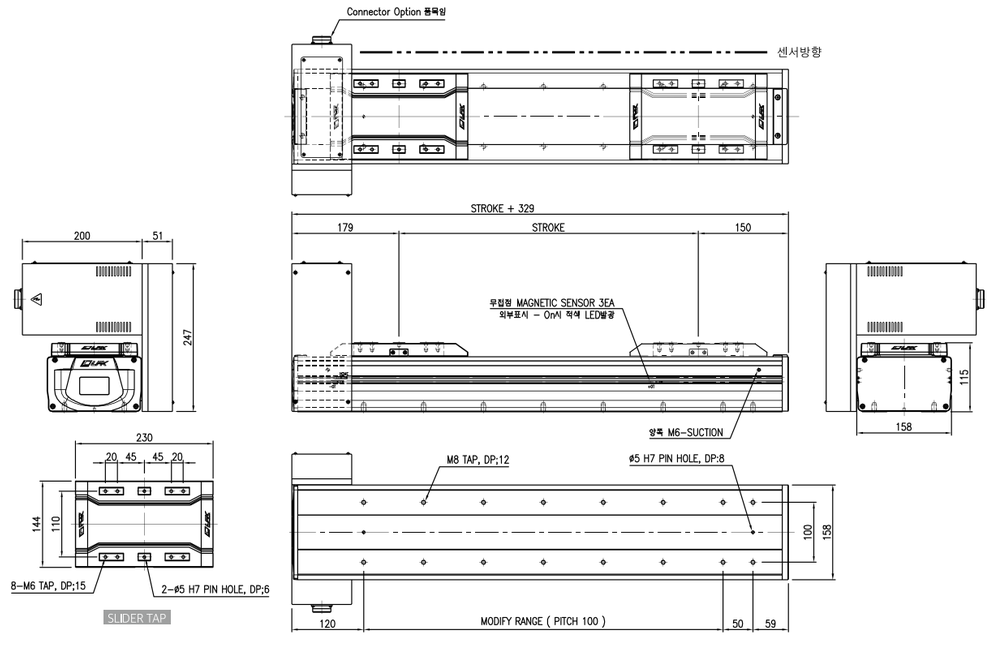

BCP160-ULT

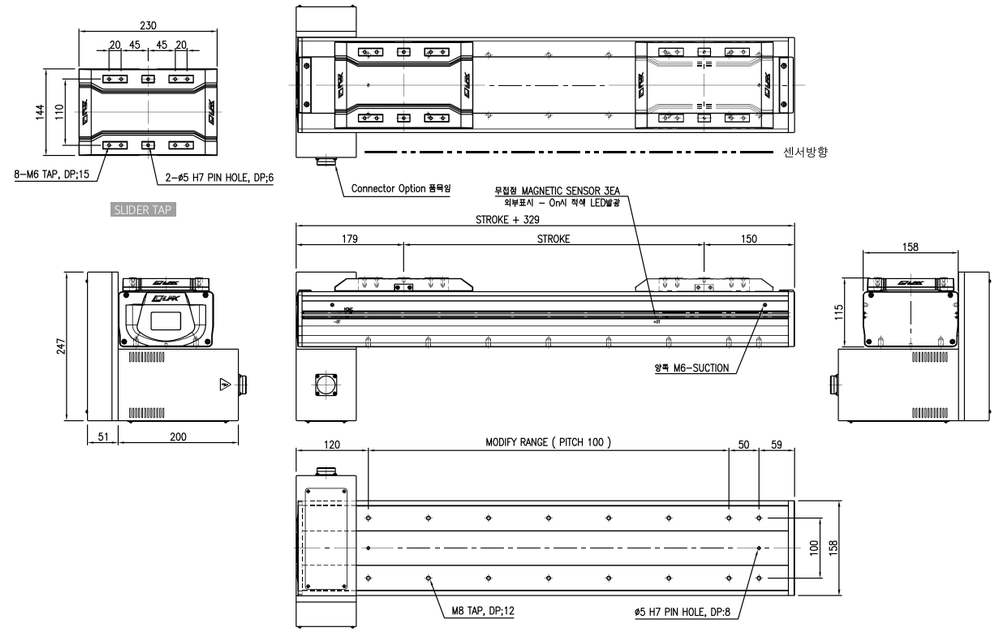

BCP160-URT

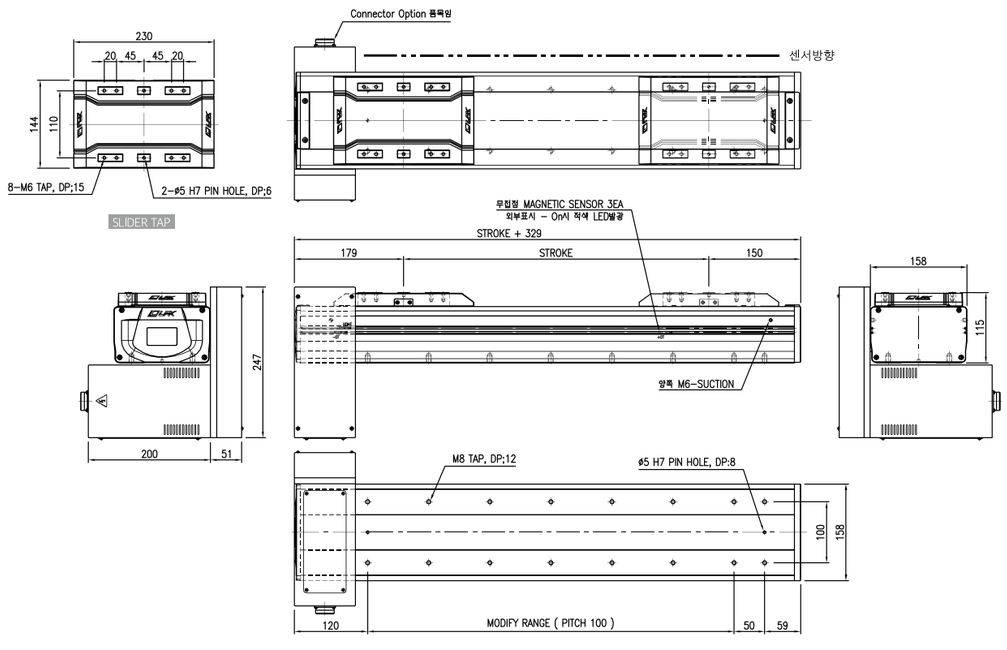

BCP200 Series

Specification

• AC Servo Motor Output	400W	750W
• AC Servo Motor RPM	3000 RPM	
• Repeatability	±0.1 mm	
• Drive System	Timing Belt	
• Pully Reduction Ratio (Standard)	1000rpm (1/3)	
• Stroke (mm)	100 ~ 2000	
• Drive Pully & P.C.D	S5M-27NT , Ø42.97	
• Drive Belt	S5M, 50W	
• LM Guide Bearing	Two Way 25W-2BLOCK	
• Main Base & Slider	Aluminum Profile, Soft Anodizing	
• Base Second Moment of Area(mm^4)	Ix = 1.85E + 06, Iy = 2.61E + 07	

MAX SPEED & Max PAY LOAD (Horizontal Only)

AC Servo Motor Output	400W			750W		
Reduction Ratio(Reducer)	3	5	10	None	5	10
Max Speed (mm/sec)	2250	1350	675	2250	1350	675
Max Payload(kg) (Horizontal)	5	25	100	20	90	150

주1) Stroke 2000mm 초과 사용 시 당사로 필히 문의 요망.

주2) Stroke : 1000mm, Speed : Max Speed, Acceleration : 0.3 sec, Servo motor Rotate : 3000rpm, Pause Time : 0 sec
Lm Guide 수명 조건 : 정하중, 분당왕복수 : Max, 수명시간&거리 : 200000이상 조건임.

주3) 벽면부착(Wall Mount)사용 조건 시 당사로 문의 요망.

주4) 감속기 사용시 일부 품목의 치수가 변경될수 있음. 당사로 문의 요망

Robot Weight

Stroke (mm)		100	200	300	400	500	600	700	800	900	1000	1100	1200	1300	1400	1500	1600	1700	1800	1900	2000	2100	2200	2300	2400	2500
Weight (Kg)	400W	24.1	26.4	28.7	31	33.3	35.6	37.9	40.2	42.5	44.8	47.1	49.4	51.7	54	56.3	58.6	60.9	63.2	65.5	67.8	70.1	72.4	74.7	77	79.3
	750W	24.7	27	29.3	31.6	33.9	36.2	38.5	40.8	43.1	45.4	47.7	50	52.3	54.6	56.9	59.2	61.5	63.8	66.1	68.4	70.7	73	75.3	77.6	79.9

BCP200-FLT

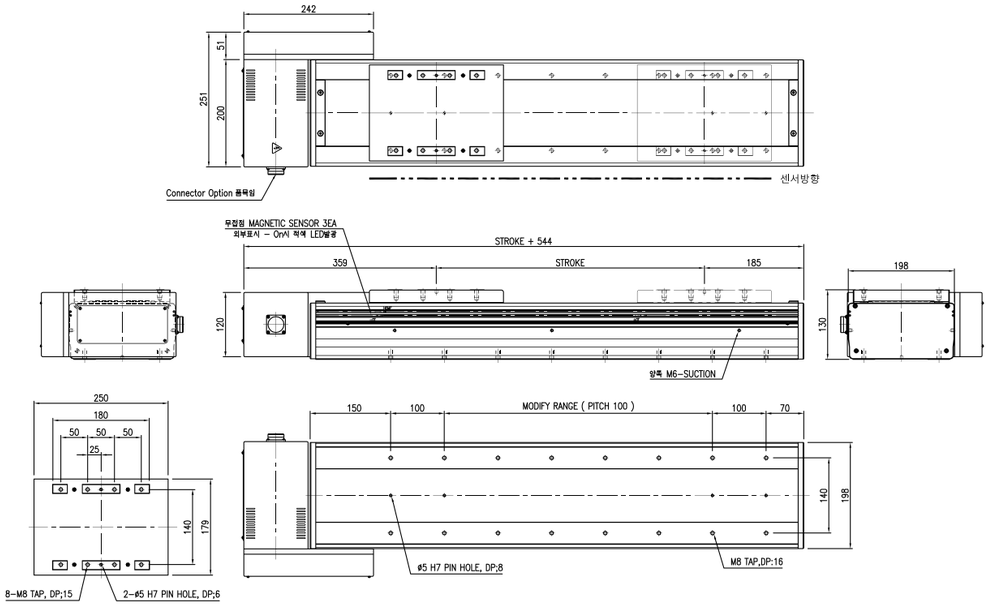

SLIDER TAP

BCP200-DLT

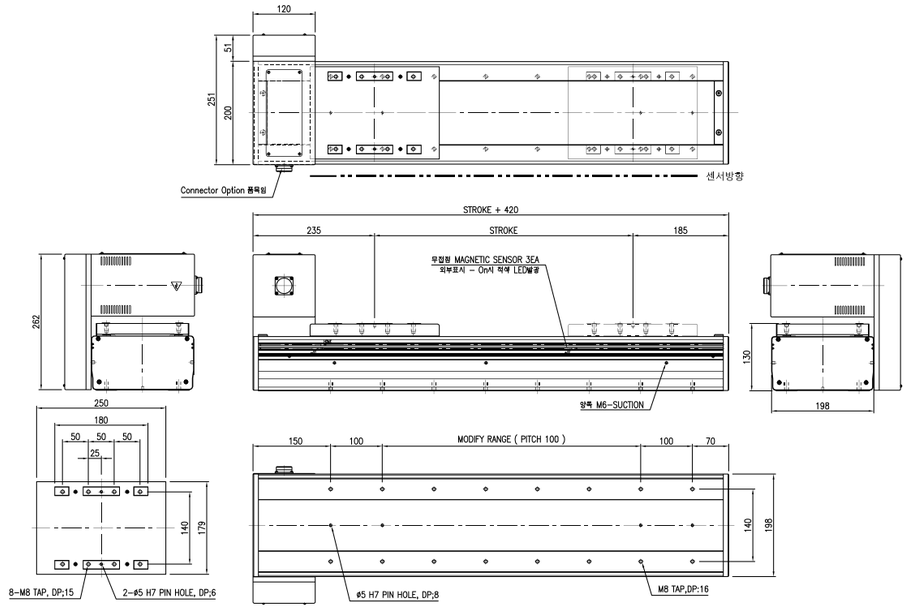

SLIDER TAP

BCP200-FRT

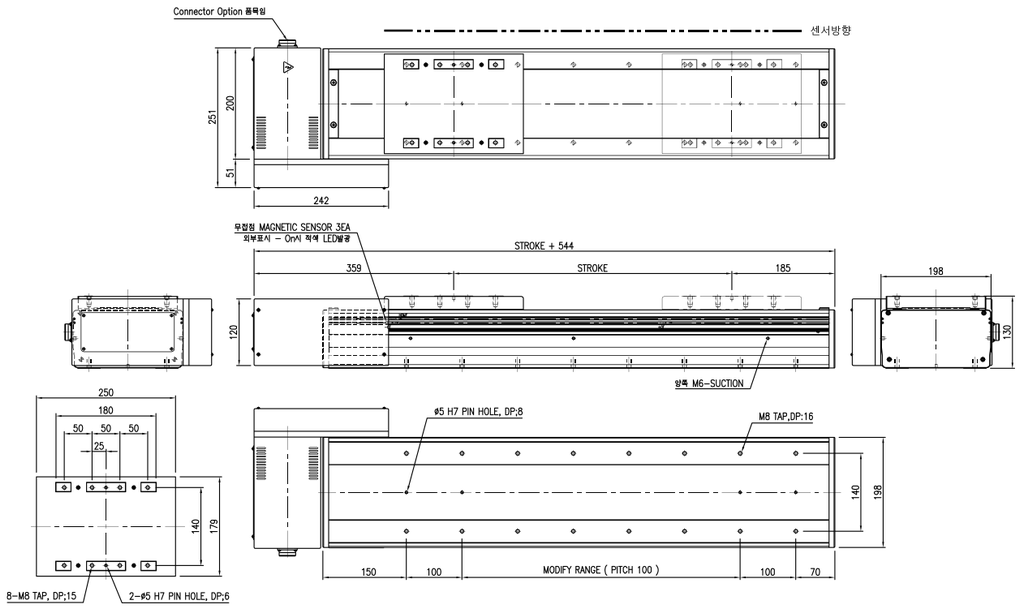

SLIDER TAP

BCP200-DRT

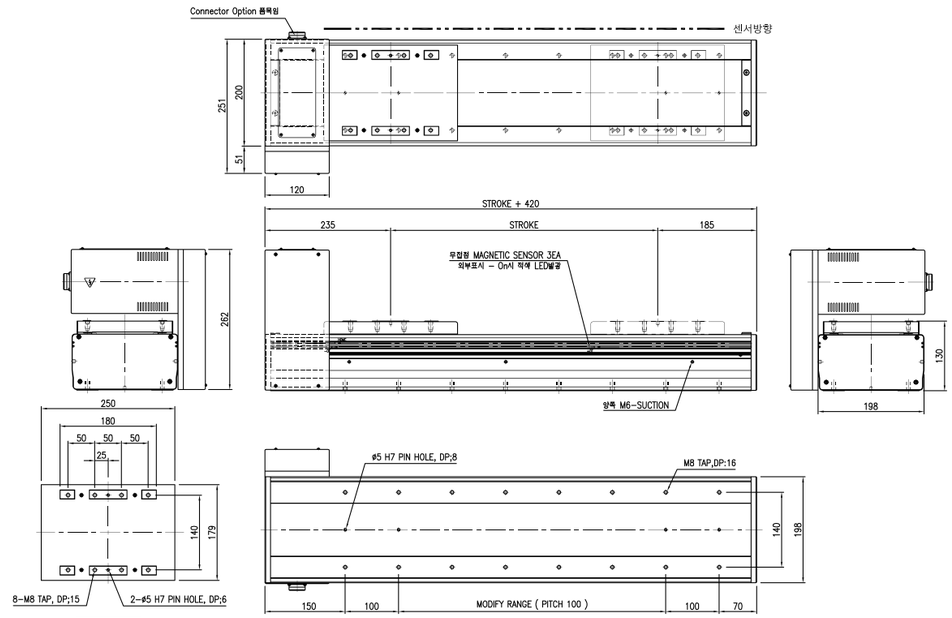

SLIDER TAP

BCP200-ULT

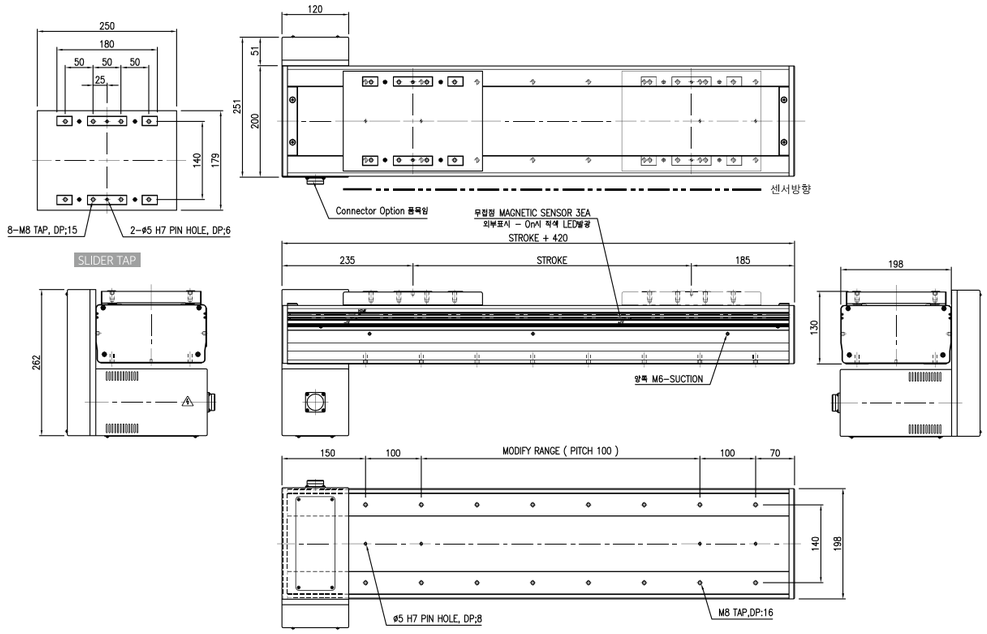

BCP200-URT

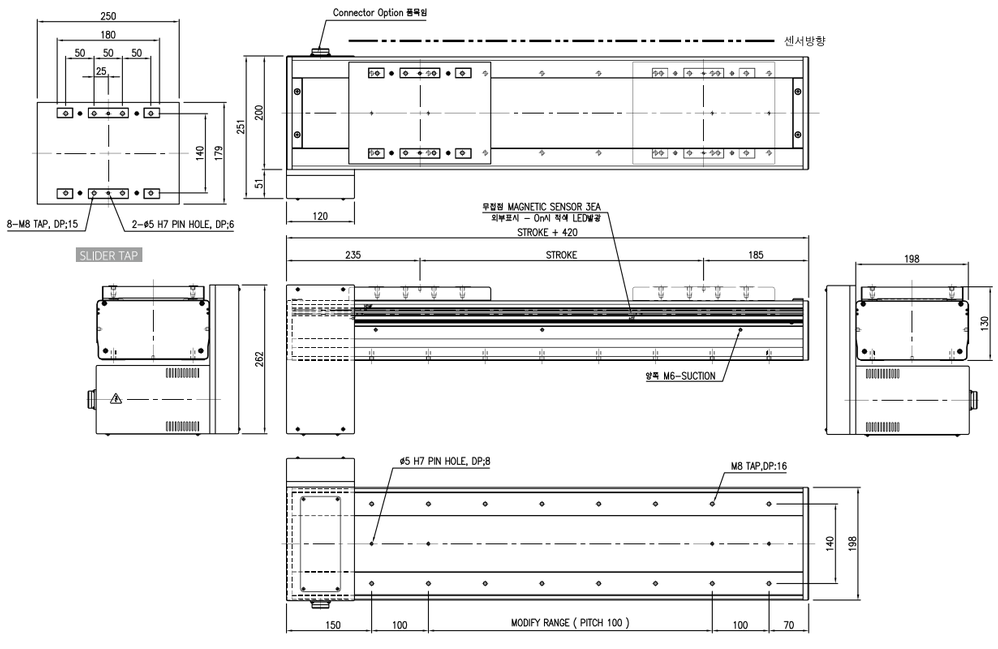

LPK ROBOTICS

직교로봇 BD 시리즈

Belt Direct Robot Series

BD060

BD080

BD100

BD150

*BD100

LPK ROBOTICS

BD Series Model Code

- LONG STROKE 대응 및 고속 이동 실현
- 컴팩트한 디자인과 로봇의 소형화
- 저렴한 비용과 단납기 실현
- 쉬운 유지 보수 및 벨트 장력조절
- 다양한 고객 요구 및 특주 대응 가능
- 외부 그리스 주입방식으로 그리스 주입 용이

BD	100	-	S	L	T	-	800L	-	40	R5	-	B	R1	E1	C
①	②		③	④	⑤		⑥		⑦	⑧		⑨	⑩	⑪	⑫

❶ 형식 Type

BD - LPK Co., Ltd. Motor Direct Robot, Timing Belt Type

❷ Model

060 - Robot Width 60 mm, Height 80
080 - Robot Width 80 mm, Height 105
100 - Robot Width 100 mm, Height 130
150 - Robot Width 150 mm, Height 180

❸ Motor Shape

S - Straight Coupling Type

❹ Motor Position

L - Motor Left Position Type
R - Motor Right Position Type

❺ Base Mount Hole

T - Tap Type

❻ Stroke

The Distance Between - Limit and + Limit (mm)

❼ Motor Capacity

20 - Motor Rated Output 200W
40 - Motor Rated Output 400W
70 - Motor Rated Output 750W
1K - Motor Rated Output 1KW

❽ Reduction Gear Option

R3~20 - Without Reduction Gear Ratio

❾ Robot Color Option

None - Soft White Anodizing (Standard)
B - Soft Black Anodizing

❿ Surface Treatment Option

None - Without Surface Treatment (Standard)
R1 - LM Rail Raydent
R2 - LM Rail and Block Raydent

⓫ Sensor Option

E1 - External Photo Sensor Only
E2 - External Photo Sensor + Connector
E3 - External Photo Sensor + Connector + Cable

⓬ Cableveyor Option

None - Without Cableveyor (Standard)
C - With Cableveyor

BD060 Series

Specification

• AC Servo Motor Output	100~400W
• AC Servo Motor RPM	3000 RPM
• Repeatability	±0.1 mm
• Drive System	Timing Belt
• Stroke (mm)	100 ~ 2500
• Drive Pully & P.C.D	S5M-26NT , Ø41.38
• Drive Belt	S5M, 25W
• LM Guide Bearing	One Way15-2BLOCK
• Main Base & Slider	Aluminum Profile, Soft Anodizing
• Base Second Moment of Area(mm^4)	Ix = 6.77E + 05, Iy = 7.99E + 05

MAX SPEED & Max PAY LOAD (Horizontal Only)

AC Servo Motor Output	200W		
Reduction Ratio(Reducer)	5	10	20
Max Speed (mm/sec)	1300	650	330
Max Payload(kg) (Horizontal)	15	50	70

주1) Stroke 2000mm 초과 사용 시 당사로 필히 문의 요망.

주2) Stroke : 1000mm, Speed : Max Speed, Acceleration : 0.3 sec, Servo motor Rotate : 3000rpm, Pause Time : 0 sec
Lm Guide 수명 조건 : 정하중, 분당왕복수 : Max, 수명시간&거리 : 200000이상 조건임.

주3) 벽면부착(Wall Mount)사용 조건 시 당사로 문의 요망.

Robot Weight

Stroke (mm)		500	1000	1500	2000	2500
Weight (Kg)	400W	8	10.5	13	15.5	18

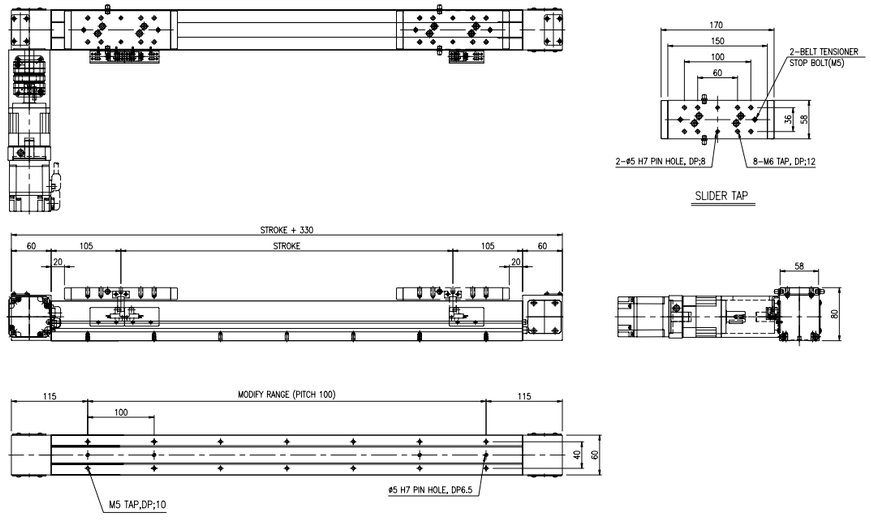

BD080 Series

Specification

• AC Servo Motor Output	200~750W
• AC Servo Motor RPM	3000 RPM
• Repeatability	±0.1 mm
• Drive System	Timing Belt
• Stroke (mm)	100 ~ 3000
• Drive Pully & P.C.D	S8M-22NT , Ø56.02
• Drive Belt	S8M, 30W
• LM Guide Bearing	One Way 20-2BLOCK
• Main Base & Slider	Aluminum Profile, Soft Anodizing
• Base Second Moment of Area(mm^4)	Ix = 19.2E + 05, Iy = 24.5E + 05

MAX SPEED & Max PAY LOAD (Horizontal Only)

AC Servo Motor Output	400W		
Reduction Ratio(Reducer)	5	10	20
Max Speed (mm/sec)	1760	880	440
Max Payload(kg) (Horizontal)	20	70	110

주1) Stroke 2000mm 초과 사용 시 당사로 필히 문의 요망.

주2) Stroke : 1000mm, Speed : Max Speed, Acceleration : 0.3 sec, Servo motor Rotate : 3000rpm, Pause Time : 0 sec
Lm Guide 수명 조건 : 정하중, 분당왕복수 : Max, 수명시간&거리 : 20000이상 조건임.

주3) 벽면부착(Wall Mount)사용 조건 시 당사로 문의 요망.

Robot Weight

Stroke (mm)		500	1000	1500	2000	2500	3000
Weight (Kg)	400W	18	23.5	29	34.5	40	45.5

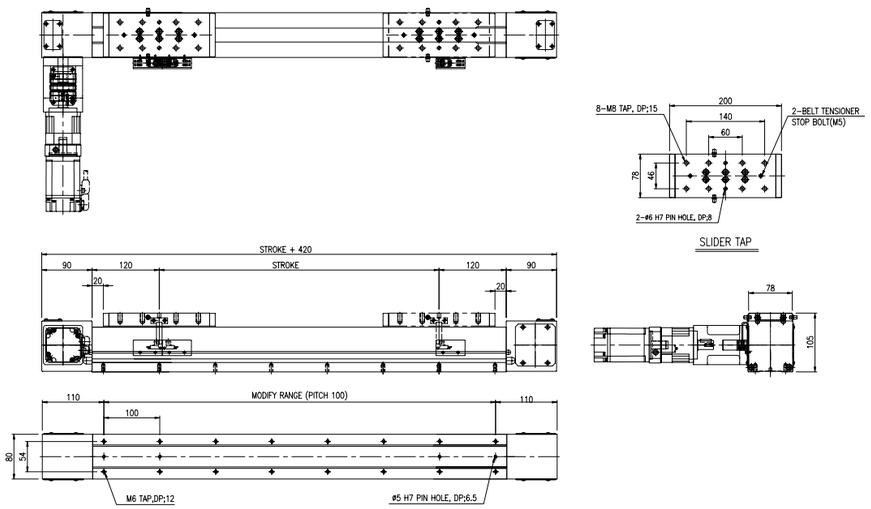

BD100 Series

Specification

• AC Servo Motor Output	750W~1KW
• AC Servo Motor RPM	3000 RPM / 2000 RPM
• Repeatability	±0.1 mm
• Drive System	Timing Belt
• Stroke (mm)	100 ~ 3000
• Drive Pully & P.C.D	S8M-28NT , Ø71.3
• Drive Belt	S8M, 50W
• LM Guide Bearing	One Way 30 -2BLOCK
• Main Base & Slider	Aluminum Profile, Soft Anodizing
• Base Second Moment of Area(mm^4)	Ix = 49.1E + 05, Iy = 63.3E + 05

MAX SPEED & Max PAY LOAD (Horizontal Only)

AC Servo Motor Output	750W		
Reduction Ratio(Reducer)	5	10	20
Max Speed (mm/sec)	2240	1120	560
Max Payload(kg) (Horizontal)	30	80	150

주1) Stroke 2000mm 초과 사용 시 당사로 필히 문의 요망.

주2) Stroke : 1000mm, Speed : Max Speed, Acceleration : 0.3 sec, Servo motor Rotate : 3000rpm(750W),2000rpm(1KW)/, Pause Time : 0 sec
Lm Guide 수명 조건 : 정하중, 분당왕복수 : Max, 수명시간&거리 : 20000이상 조건임.

주3) 벽면부착(Wall Mount)사용 조건 시 당사로 문의 요망.

Robot Weight

Stroke (mm)		500	1000	1500	2000	2500	3000
Weight (Kg)	750W	30.5	39	47.5	56	64.5	73

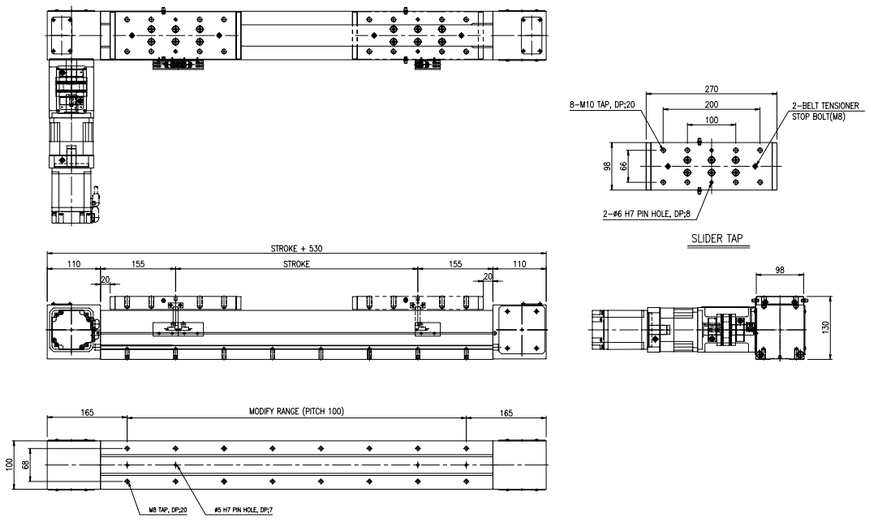

BD150 Series

Specification

• AC Servo Motor Output	750W	1KW
• AC Servo Motor RPM	3000 RPM	2000 RPM
• Repeatability	±0.1 mm	
• Drive System	Timing Belt	
• Stroke (mm)	100 ~ 3000	
• Drive Pully & P.C.D	S8M-30NT , Ø76.39	
• Drive Belt	S8M, 50W	
• LM Guide Bearing	Two Way 25W - 6BLOCK	
• Main Base & Slider	Aluminum Profile, Soft Anodizing	
• Base Second Moment of Area(mm^4)	Ix = 3.78E + 06, Iy = 1.45E + 07	

MAX SPEED & Max PAY LOAD (Horizontal Only)

AC Servo Motor Output	750W				1KW			
Reduction Ratio(Reducer)	None	5	10	20	None	5	10	20
Max Speed (mm/sec)	-	2400	1200	600	-	1600	800	400
Max Payload(kg) (Horizontal)	-	15	90	220	-	40	200	275

주1) Stroke 3000mm 초과 사용 시 당사로 필히 문의 요망.

주2) Stroke : 1000mm, Speed : Max Speed, Acceleration : 0.3 sec, Servo motor Rotate : 3000rpm(750W),2000rpm(1KW)/, Pause Time : 0 sec
Lm Guide 수명 조건 : 정하중, 분당왕복수 : Max, 수명시간&거리 : 20000이상 조건임 .

주3) 벽면부착(Wall Mount)사용 조건 시 당사로 문의 요망.

Robot Weight

Stroke (mm)		500	1000	1500	2000	2500	3000
Weight (Kg)	750W	29	39	49	59	69	79
	1KW	39	48	58	68	78	88

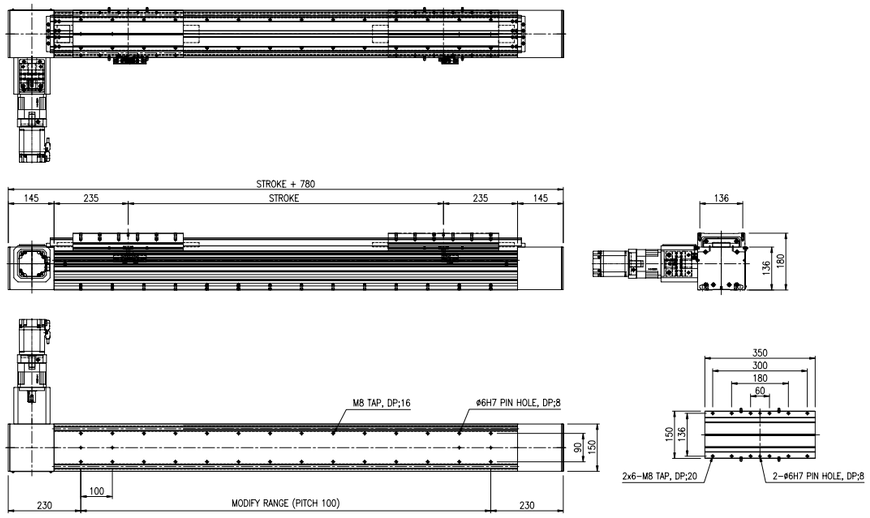

LPK ROBOTICS

직교로봇 BCD 시리즈

Belt Closed Direct Robot Series

BCD060

BCD080

BCD100

*BCD100



BCD Series Model Code

- LONG STROKE 대응 및 고속 이동 실현
- 컴팩트한 디자인과 로봇의 소형화
- 저렴한 비용과 단납기 실현
- 쉬운 유지 보수 및 벨트 장력조절
- 다양한 고객 요구 및 특주 대응 가능
- 외부 그리스 주입방식으로 그리스 주입 용이
- COLSED TYPE으로 청정도 유지가능

BCD	100	-	S	L	T	-	800L	-	40	R5	-	B	R1	E1	C
①	②		③	④	⑤		⑥		⑦	⑧		⑨	⑩	⑪	⑫

❶ 형식 Type

BCD - LPK Co., Ltd. Motor Direct Robot, Timing Belt Colsed Type

❷ Model

060 - Robot Width 60 mm, Height 80
080 - Robot Width 80 mm, Height 105
100 - Robot Width 100 mm, Height 130

❸ Motor Shape

S - Straight Coupling Type

❹ Motor Position

L - Motor Left Position Type
R - Motor Right Position Type

❺ Base Mount Hole

T - Tap Type

❻ Stroke

The Distance Between - Limit and + Limit (mm)

❼ Motor Capacity

20 - Motor Rated Output 200W
40 - Motor Rated Output 400W
70 - Motor Rated Output 750W
1K - Motor Rated Output 1KW

❽ Reduction Gear Option

R3~20 - Without Reduction Gear Ratio

❾ Robot Color Option

None - Soft White Anodizing (Standard)
B - Soft Black Anodizing

❿ Surface Treatment Option

None - Without Surface Treatment (Standard)
R1 - LM Rail Raydent
R2 - LM Rail and Block Raydent

⓫ Sensor Option

E1 - External Photo Sensor Only
E2 - External Photo Sensor + Connector
E3 - External Photo Sensor + Connector + Cable

⓬ Cableveyor Option

None - Without Cableveyor (Standard)
C - With Cableveyor

BCD060 Series

Specification

• AC Servo Motor Output	100~400W
• AC Servo Motor RPM	3000 RPM
• Repeatability	±0.1 mm
• Drive System	Timing Belt
• Stroke (mm)	100 ~ 2000
• Drive Pully & P.C.D	S5M-26NT , Ø41.38
• Drive Belt	S5M, 25W
• LM Guide Bearing	One Way15-2BLOCK
• Main Base & Slider	Aluminum Profile, Soft Anodizing
• Base Second Moment of Area(mm^4)	Ix = 6.77E + 05, Iy = 7.99E + 05

MAX SPEED & Max PAY LOAD (Horizontal Only)

AC Servo Motor Output	200W		
Reduction Ratio(Reducer)	5	10	20
Max Speed (mm/sec)	1300	650	330
Max Payload(kg) (Horizontal)	15	50	70

주1) Stroke 2000mm 초과 사용 시 당사로 필히 문의 요망.

주2) Stroke : 1000mm, Speed : Max Speed, Acceleration : 0.3 sec, Servo motor Rotate : 3000rpm, Pause Time : 0 sec
Lm Guide 수명 조건 : 정하중, 분당왕복수 : Max, 수명시간&거리 : 200000이상 조건임.

주3) 벽면부착(Wall Mount)사용 조건 시 당사로 문의 요망.

Robot Weight

Stroke (mm)		500	1000	1500	2000	2500
Weight (Kg)	200W	8	10.5	13	15.5	18

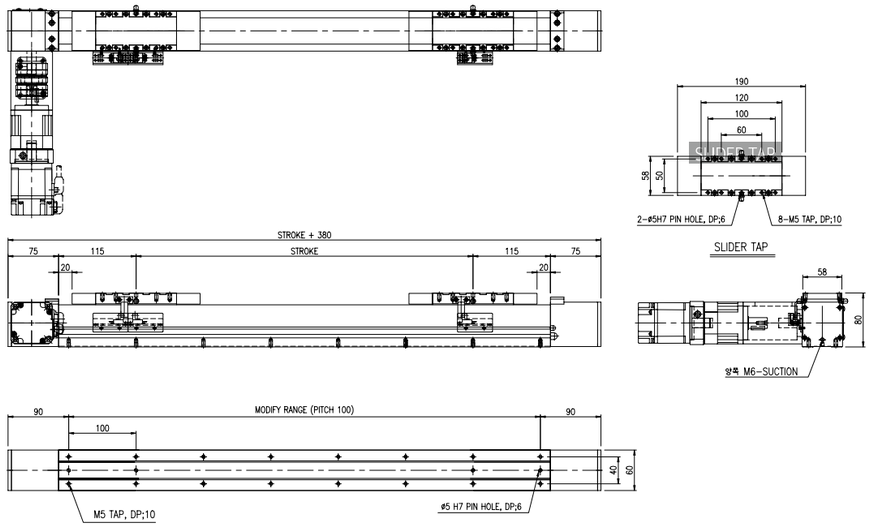

BCD080 Series

Specification

• AC Servo Motor Output	200~750W
• AC Servo Motor RPM	3000 RPM
• Repeatability	±0.1 mm
• Drive System	Timing Belt
• Stroke (mm)	100 ~ 2000
• Drive Pully & P.C.D	S8M-22NT , Ø56.02
• Drive Belt	S8M, 30W
• LM Guide Bearing	One Way 20-2BLOCK
• Main Base & Slider	Aluminum Profile, Soft Anodizing
• Base Second Moment of Area(mm^4)	Ix = 19.2E + 05, Iy = 24.5E + 05

MAX SPEED & Max PAY LOAD (Horizontal Only)

AC Servo Motor Output	400W		
Reduction Ratio(Reducer)	5	10	20
Max Speed (mm/sec)	1760	880	440
Max Payload(kg) (Horizontal)	20	70	110

주1) Stroke 2000mm 초과 사용 시 당사로 필히 문의 요망.

주2) Stroke : 1000mm, Speed : Max Speed, Acceleration : 0.3 sec, Servo motor Rotate : 3000rpm, Pause Time : 0 sec
Lm Guide 수명 조건 : 정하중, 분당왕복수 : Max, 수명시간&거리 : 20000이상 조건임.

주3) 벽면부착(Wall Mount)사용 조건 시 당사로 문의 요망.

Robot Weight

Stroke (mm)		500	1000	1500	2000	2500	3000
Weight (Kg)	400W	18.5	24	29.5	35	40.5	46

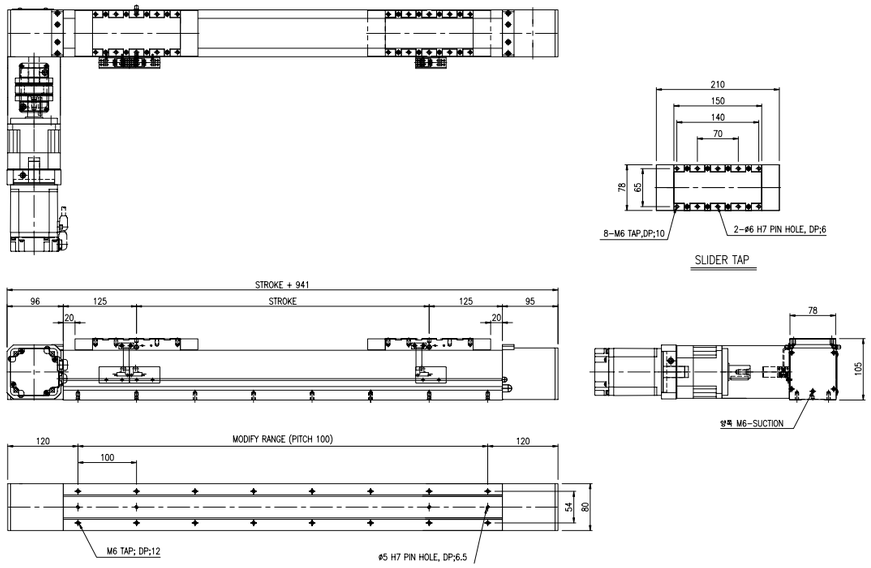

BCD100 Series

Specification

• AC Servo Motor Output	750W~1KW
• AC Servo Motor RPM	3000 RPM / 2000 RPM
• Repeatability	±0.1 mm
• Drive System	Timing Belt
• Stroke (mm)	100 ~ 2000
• Drive Pully & P.C.D	S8M-28NT , Ø71.3
• Drive Belt	S8M, 50W
• LM Guide Bearing	One Way 30 -2BLOCK
• Main Base & Slider	Aluminum Profile, Soft Anodizing
• Base Second Moment of Area(mm^4)	Ix = 49.1E + 05, Iy = 63.3E + 05

MAX SPEED & Max PAY LOAD (Horizontal Only)

AC Servo Motor Output	750W		
Reduction Ratio(Reducer)	5	10	20
Max Speed (mm/sec)	2240	1120	560
Max Payload(kg) (Horizontal)	30	80	150

주1) Stroke 2000mm 초과 사용 시 당사로 필히 문의 요망.

주2) Stroke : 1000mm, Speed : Max Speed, Acceleration : 0.3 sec, Servo motor Rotate : 3000rpm(750W),2000rpm(1KW)/, Pause Time : 0 sec
Lm Guide 수명 조건 : 정하중, 분당왕복수 : Max, 수명시간&거리 : 20000이상 조건임.

주3) 벽면부착(Wall Mount)사용 조건 시 당사로 문의 요망.

Robot Weight

Stroke (mm)		500	1000	1500	2000	2500	3000
Weight (Kg)	750W	40	39.5	48	56.5	65	73.5

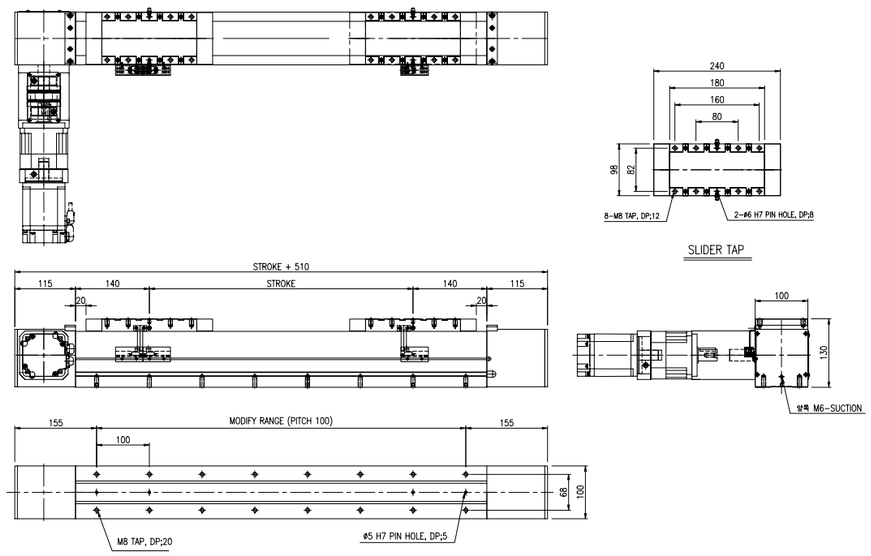

LPK ROBOTICS

리니어로봇 LPS 시리즈

Linear Robot Series

LPS150

LPS155

LPS180

LPS220

LPS300

*LPS180



LPS Series Model Code

LPS	220	Y	C	-	1500	-	120	S	010	-	B	R1	C
①	②	③	④		⑤		⑥	⑦	⑧		⑨	⑩	⑪

❶ 형식 Type

LPS - LPK Co., Ltd. Motor Direct Robot, Linear Motor Robot Type

❷ Body Size

150 - Robot Width 150 mm
155 - Robot Width 155 mm
180 - Robot Width 180 mm
220 - Robot Width 220 mm
300 - Robot Width 300 mm

❸ Linear Motor Maker

Y - Yaskawa Linear Motor
M - Mitsubishi Linear Motor
S - Sewoo Linear Motor
P - Paker Linear Motor

❹ Motor Shape

None - Ironcore Type Linear Motor
C - Coreless Type Linear Motor

❺ Stroke

The Distance Between - Limit and + Limit (mm)

❻ Motor Capacity

The Linear Motor Peak Force(N)/10
Ex)1200N = 120

❼ Slide Table Q'ty

S - Slide Table 1 Set (Single)
D - Slide Table 2 Set (Double)
T - Slide Table 3 Set (Triple)
Q - Slide Table 4 Set (Quad)
S5~ - Slide Table Q'ty (User Option)

❽ Linear Scale Resolution

The Linear Scale Resulution (μm) x 10 (Digital)
010 - Scale resoulution 1μm (Digital)
A - Analog Linear Scale

❾ Linear Robot Color Option

W - Soft White Anodizing (Standard)
B - Soft Black Anodizing

❿ Surface Treatment Option

None - Without Surface Treatment (Standard)
R1 - LM Rail Raydent
R2 - LM Rail & Block Raydent

⓫ Cableveyor Option

None - Without Cableveyor (Standard)
C - With Cableveyor

LPS150 Series

BASIC SPECIFICATION

• Repeatability	±2㎛ (Resolution 1㎛)
	±0.5㎛ (Resolution 0.1㎛)
• Flatness/Straightness	±10㎛ / 300 mm
• Accuracy	±10㎛ / 300 mm
• Deceleration Mechanism	LINEAR MOTOR
• LM Guide Bearing	Two Way 15V-2BLOCK
• Main Base & Slider	Aluminum Profile, Soft Anodizing
• Base Second Moment of Area(mm^4)	Ix=3.89E+06 Iy=4.57E+06

LINEAR MOTOR SPECIFICATION

MODEL		LPS150Y				LPS150M	LPS150S
Linear motor Maker		YASKAWA				MITSUBISHI	SEWOO
		SGLFW-20A090AP	SGLFW-20A120AP	SGLFW-35A120AP	SGLFW-35A230AP	LM-H3P2A-07P	SWL-PMI10C
Max Speed (mm/s)		2000				2000	2000
FORCE (N)	Continuous	25	40	80	160	70	18.8
	Max	86	125	220	440	175	56.4
Current (Arms)	Continuous	0.7	0.8	1.4	2.8	1.8	1.3
	Max	3	2.9	4.4	8.8	5.8	3.9
Serial Converter		JZDP-D008-017	JZDP-D008-018	JZDP-D008-019	JZDP-D008-020	-	-
Linear Encoder Signal		Analog				Digital	Digital
Servo Drive		SGDV-1R6A05A				MR-J4-40-RJ	MADHT1507LA1 (PANASONIC)

MODEL		LPS150S			LPS150P		
Linear motor Maker		SEWOO			PARKER		
		SWL-PMI20C	SWL-PMI30C	SWL-PMI40C	R5-1E-S	R5-2E-S	R5-2E-P
Max Speed (mm/s)		2000			2000		
FORCE (N)	Continuous	38	56.8	75.2	55	110	110
	Max	114	170.5	225.7	175	350	350
Current (Arms)	Continuous	1.3	1.3	1.3	2.3	2.3	4.5
	Max	3.9	3.9	3.9	7.9	7.9	15.7
Serial Converter		-	-	-	-	-	-
Linear Encoder Signal		Digital			Digital		
Servo Drive		MADHT1507LA1 (PANASONIC)			MBDHT2510	MBDHT2510	MCDHT3520

주1) 상기 MAKER 이외의 타사 MAKER 도 적용 가능. 당사로 필히 문의 요망.

LINEAR WEIGHT

STOKE(mm)		100	200	300	400	500	600	700	800	900	1000	1100	1200	1500	2000	2500
YASKAWA	SGLFW-20A090AP	14.7	16.3	17.9	19.5	21.1	22.7	24.3	25.9	27.5	29.1	30.7	32.3	37.1	45.1	53.1
	SGLFW-20A120AP	15.4	17.0	18.6	20.2	21.8	23.4	25.0	26.6	28.2	29.8	31.4	33.0	37.8	45.8	53.8
	SGLFW-35A120AP	17.8	19.6	21.4	23.2	25.0	26.8	28.6	30.4	32.2	34.0	35.8	37.6	43.0	52.0	61.0
	SGLFW-35A230AP	20.2	22.0	23.8	25.6	27.4	29.2	31.0	32.8	34.6	36.4	38.2	40.0	45.4	54.4	63.4
MITSUBISHI	LM-H3P2A-07P	14.9	16.5	18.0	19.6	21.2	22.8	24.3	25.9	27.5	29.0	30.6	32.2	36.9	44.7	52.6
SEWOO	SWL-PMI10C	16.7	18.1	19.4	20.8	22.1	23.5	24.8	26.2	27.5	28.9	30.2	31.6	35.6	42.4	49.1
	SWL-PMI20C	16.9	18.3	19.6	21.0	22.3	23.7	25.0	26.4	27.7	29.1	30.4	31.8	35.8	42.6	49.3
	SWL-PMI30C	17.1	18.5	19.8	21.2	22.5	23.9	25.2	26.6	27.9	29.3	30.6	32.0	36.0	42.8	49.5
	SWL-PMI40C	17.8	19.2	20.5	21.9	23.2	24.6	25.9	27.3	30.6	30.0	31.3	32.7	36.7	43.5	50.2
PARKER	R5-1E	15.7	17.3	19.0	20.6	22.2	23.9	25.5	27.1	28.7	30.4	32.0	33.6	38.5	46.7	54.8
	R5-2E	18.7	20.3	22.0	23.6	25.3	26.9	28.5	30.2	31.8	33.5	35.1	36.7	41.7	49.9	58.1

LPS150-1

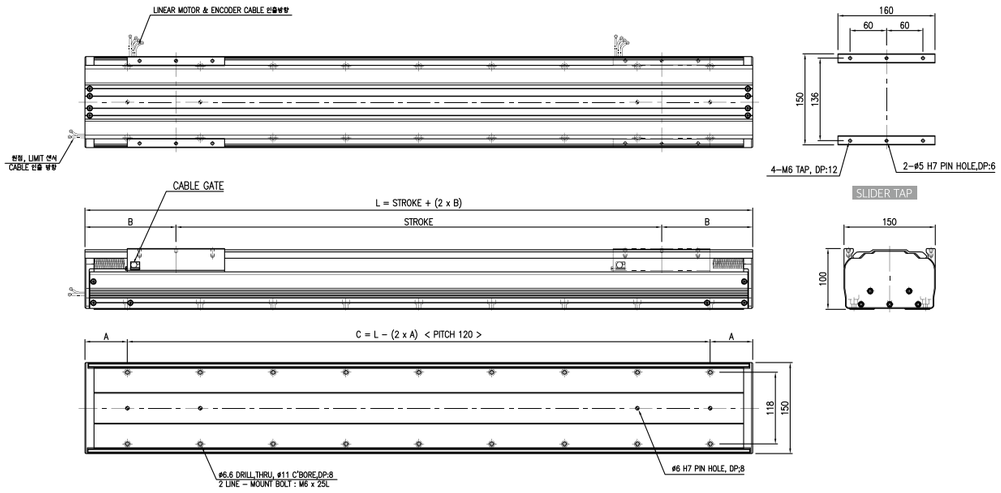

적용 가능 LINEAR MOTOR

MODEL	LPS150Y	LPS150M	LPS150S			LPS150P
Linear motor Maker	YASKAWA	MITSUBISHI	SEWOO			PARKER
	SGLFW-20A090AP	LM-H3P2A-07P	SWL-PMI10C	SWL-PMI20C	SWL-PMI30C	R5-1E-S

LPS150-2

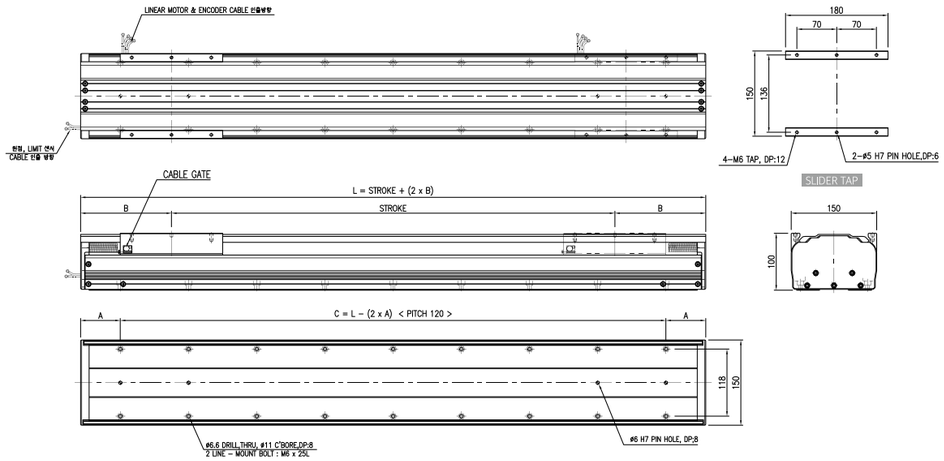

적용 가능 LINEAR MOTOR

MODEL	LPS150Y	LPS150S
Linear motor Maker	YASKAWA	SEWOO
	SGLFW-20A120AP	SWL-PMI40C

LPS150-3

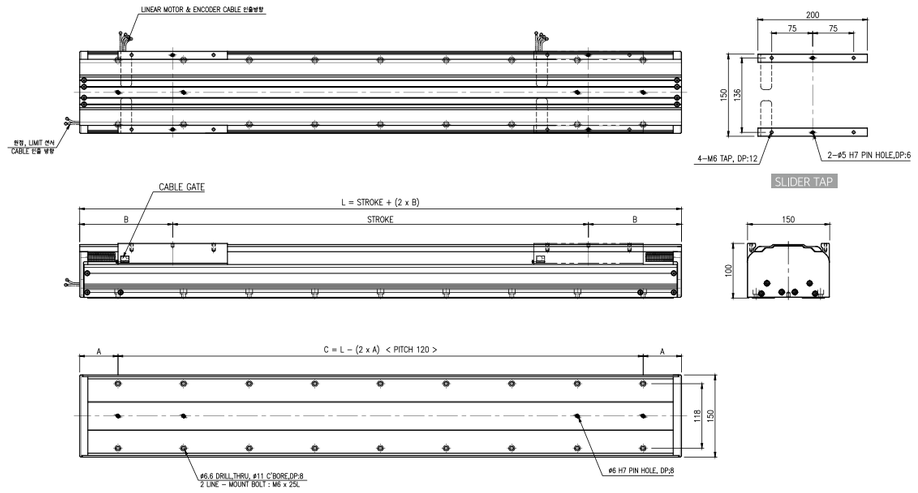

적용 가능 LINEAR MOTOR

MODEL	LPS150Y
Linear motor Maker	YASKAWA
	SGLFW-35A120AP

LPS150-4



적용 가능 LINEAR MOTOR

MODEL	LPS150Y	LPS150P	
Linear motor Maker	YASKAWA	PARKER	
	SGLFW-35A230AP	R5-2E-S	R5-2E-P

LPS155 Series

BASIC SPECIFICATION

• Repeatability	±2㎛ (Resolution 1㎛)
	±0.5㎛ (Resolution 0.1㎛)
• Flatness/Straightness	±10㎛ / 300 mm
• Accuracy	±10㎛ / 300 mm
• Deceleration Mechanism	LINEAR MOTOR
• LM Guide Bearing	Two Way 15W-2BLOCK ~ 4BLOCK
• Main Base & Slider	Aluminum Profile, Soft Anodizing
• Base Second Moment of Area(mm^4)	Ix=2.56E+06 Iy=2.58E+06

LINEAR MOTOR SPECIFICATION

MODEL		LPS155M				LPS155S			
Linear motor Maker		MITSUBISHI				SEWOO			
		LM-H3P3A-12P	LM-H3P3B-24P	LM-H3P3C-36P	LM-H3P3D-48P	SWL-PS-10C	SWL-PS-20C	SWL-PS-30C	SWL-PS-40C
Max Speed (mm/s)		2000				2000			
FORCE (N)	Continuous	120	240	360	480	42.1	84.5	125.1	166.7
	Max	300	600	900	1200	126.3	253.5	375.3	500.1
Current (Arms)	Continuous	1.7	3.4	5.1	6.8	2	2	2	2
	Max	5	9.9	14.9	19.8	6	6	6	6
Serial Converter		-	-	-	-	-	-	-	-
Linear Encoder Signal		Digital				Digital			
Servo Drive		MR-J4-40-RJ	MR-J4-70-RJ		MR-J4-200-RJ	MBDHT2510LA1 (PANASONIC)			

MODEL		LPS155Y		LPS155P		
Linear motor Maker		YASKAWA		PARKER		
		SGLFW-35A120AP	SGLFW-35A230AP	R5-1E-S	R5-2E-S	R5-2E-P
Max Speed (mm/s)		2000		2000		
FORCE (N)	Continuous	80	160	55	110	110
	Max	220	440	175	350	350
Current (Arms)	Continuous	1.4	2.8	2.3	2.3	4.5
	Max	4.4	8.8	7.9	7.9	15.7
Serial Converter		JZDP-D008-019	JZDP-D008-020	-	-	-
Linear Encoder Signal		Analog		Digital		
Servo Drive		SGDV-1R6A05A	SGDV-3R8A05A	MBDHT2510	MBDHT2510	MCDHT3520

주1) 상기 MAKER 이외의 타사 MAKER 도 적용 가능. 당사로 필히 문의 요망.

LINEAR WEIGHT

STOKE(mm)		100	200	300	400	500	600	700	800	900	1000	1100	1200	1500	2000	2500
YASKAWA	SGLFW-35A120AP	17.9	19.5	21.1	22.7	24.3	25.9	27.5	29.1	30.7	32.3	33.9	35.5	40.3	48.3	56.3
	SGLFW-35A230AP	20.3	21.9	23.5	25.1	26.7	28.3	29.9	31.5	33.1	34.7	36.3	37.9	42.7	50.7	58.7
MITSUBISHI	LM-H3P3A-12P	16.7	18.3	19.8	21.4	22.9	24.5	26.0	27.6	29.1	30.7	32.2	33.8	38.4	46.2	53.9
	LM-H3P3B-24P	19.1	20.7	22.2	23.8	25.3	26.9	28.4	30.0	31.5	33.1	34.6	36.2	40.8	48.5	56.3
	LM-H3P3C-36P	22.8	24.4	25.9	27.5	29.0	30.6	32.1	33.7	35.2	26.8	38.3	39.9	44.5	52.3	60.0
	LM-H3P3D-48P	26.8	28.4	29.9	31.5	33.0	34.6	36.1	37.7	39.2	40.8	42.3	43.9	48.5	56.3	64.0
SEWOO	SWL-PS-10C	16.5	18.0	19.5	21.0	22.5	24.0	25.5	27.0	28.5	30.0	31.5	33.0	37.5	45.0	52.5
	SWL-PS-20C	16.8	18.3	19.8	21.3	22.8	24.3	25.7	27.2	28.7	30.2	31.7	33.2	37.7	45.1	52.6
	SWL-PS-30C	17.1	18.6	20.1	21.6	23.1	24.6	26.0	27.5	29.0	30.5	32.0	33.5	38.0	45.4	52.9
	SWL-PS-40C	18.8	20.3	21.8	23.3	24.8	26.3	27.7	29.2	30.7	32.2	33.7	35.2	29.7	47.1	54.6
PARKER	R5-1E	16.7	18.2	19.7	21.2	22.7	24.2	25.7	27.2	28.7	30.2	31.7	33.2	37.7	45.2	52.7
	R5-2E	18.8	20.3	21.8	23.3	24.8	26.3	27.8	29.3	30.8	32.3	33.8	35.3	39.8	47.3	54.8

LPS155-1

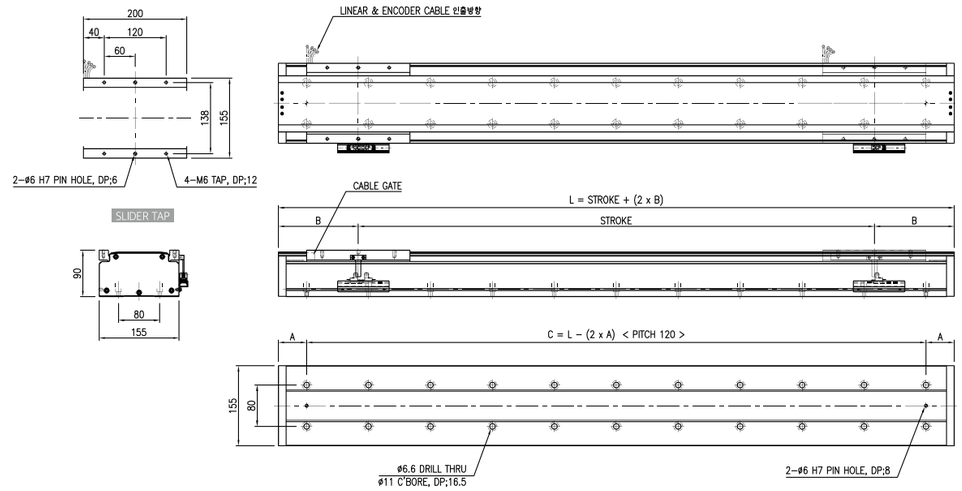

적용 가능 LINEAR MOTOR

MODEL	LPS155Y	LPS155M	LPS155S			LPS155P
Linear motor Maker	YASKAWA	MITSUBISHI	SEWOO			PARKER
	SGLFW-35A120AP	LM-H3P3A-12P	SWL-PS-10C	SWL-PS-20C	SWL-PS-30C	R5-1E-S

LPS155-2

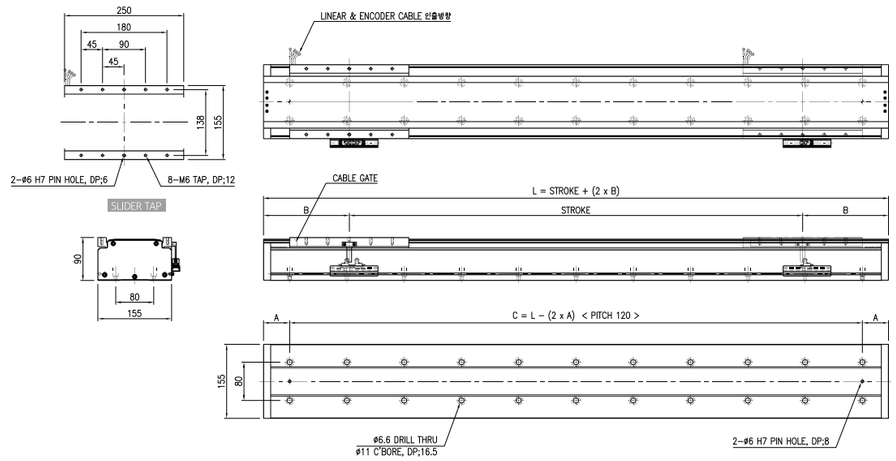

적용 가능 LINEAR MOTOR

MODEL	LPS150Y	LPS155M	LPS155S	LPS155P	
Linear motor Maker	YASKAWA	MITSUBISHI	SEWOO	PARKER	
	SGLFW-35A230AP	LM-H3P3B-24P	SWL-PS-40C	R5-2E-S	R5-2E-P

LPS155-3

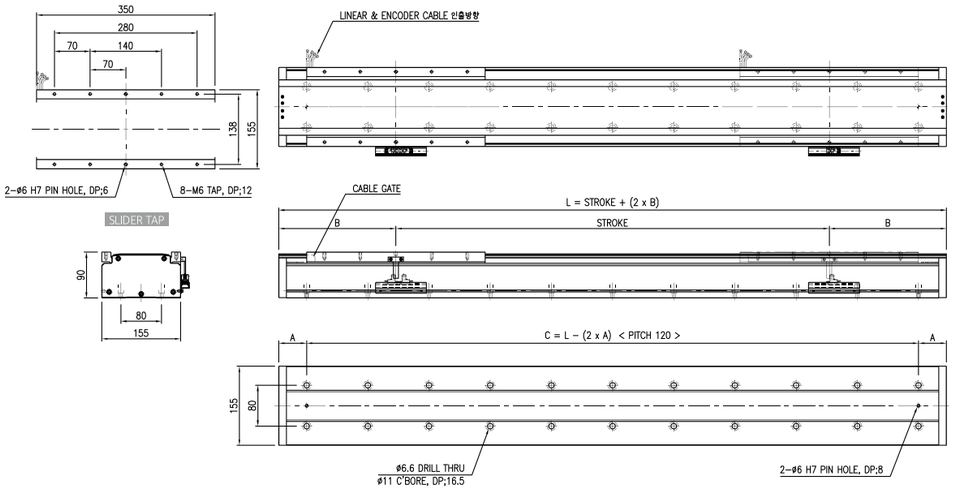

적용 가능 LINEAR MOTOR

MODEL	LPS155M
Linear motor Maker	MITSUBISHI
	LM-H3P3C-36P

LPS155-4

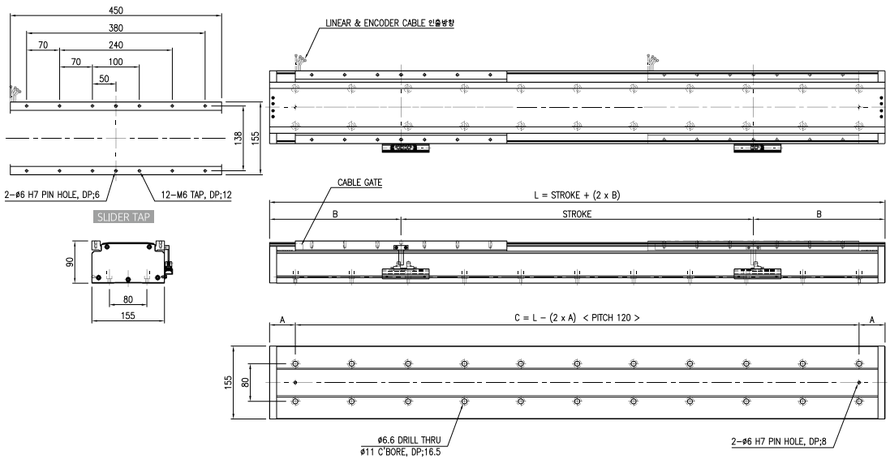

적용 가능 LINEAR MOTOR

MODEL	LPS155M
Linear motor Maker	MITSUBISHI
	LM-H3P3D-48P

LPS180 Series

BASIC SPECIFICATION

• Repeatability	±2㎛ (Resolution 1㎛)
	±0.5㎛ (Resolution 0.1㎛)
• Flatness/Straightness	±10㎛ / 300 mm
• Accuracy	±10㎛ / 300 mm
• Deceleration Mechanism	LINEAR MOTOR
• LM Guide Bearing	Two Way 15W-2BLOCK ~ 4BLOCK
• Main Base & Slider	Aluminum Profile, Soft Anodizing
• Base Second Moment of Area(mm^4)	Ix=6.14E+06 Iy=9.88E+06

LINEAR MOTOR SPECIFICATION

MODEL		LPS180M				LPS180S			
Linear motor Maker		MITSUBISHI				SEWOO			
		LM-H3P3A-12P	LM-H3P3B-24P	LM-H3P3C-36P	LM-H3P3D-48P	SWL-PS-10C	SWL-PS-20C	SWL-PS-30C	SWL-PS-40C
Max Speed (mm/s)		2000				2000			
FORCE (N)	Continuous	120	240	360	480	42.1	84.5	125.1	166.7
	Max	300	600	900	1200	126.3	253.5	375.3	500.1
Current (Arms)	Continuous	1.7	3.4	5.1	6.8	2	2	2	2
	Max	5	9.9	14.9	19.8	6	6	6	6
Serial Converter		-	-	-	-	-	-	-	-
Linear Encoder Signal		Digital				Digital			
Servo Drive		MR-J4-40-RJ	MR-J4-70-RJ		MR-J4-200-RJ	MBDHT2510LA1 (PANASONIC)			

MODEL		LPS180Y				LPS180P				
Linear motor Maker		YASKAWA				PARKER				
		SGLFW-35A120AP	SGLFW-35A230AP	SGLFW-35A230AP	SGLFW-50A380AP	R7-1E-S	R7-2E-S	R7-2E-P	R7-3E-S	R7-3E-T
Max Speed (mm/s)		2000				2000				
FORCE (N)	Continuous	80	160	280	560	75	150	150	225	225
	Max	220	440	600	1200	229	458	458	687	687
Current (Arms)	Continuous	1.4	2.8	5	10	2.3	2.3	4.5	2.3	6.8
	Max	4.4	8.8	12.4	25	7.3	7.3	14.5	7.3	20.4
Serial Converter		JZDP-D008-019	JZDP-D008-020	JZDP-D008-181	JZDP-D008-182	-	-	-	-	-
Linear Encoder Signal		Analog				Digital				
Servo Drive		SGDV-1R6A05A	SGDV-3R8A05A	SGDV-5R5A05A	SGDV-120A05A	MBDHT2510	MBDHT2510	MCDHT3520	MBDHT2510	MDDHT5540

주1) 상기 MAKER 이외의 타사 MAKER 도 적용 가능. 당사로 필히 문의 요망.

LINEAR WEIGHT

STOKE(mm)		100	200	300	400	500	600	700	800	900	1000	1100	1200	1500	2000	2500
YASKAWA	SGLFW-35A120AP	19.2	21.2	23.1	25.1	27.0	29.0	30.9	32.9	34.8	36.8	38.7	40.7	46.5	56.3	66.0
	SGLFW-35A230AP	21.8	23.8	25.7	27.7	29.6	31.6	33.5	35.5	37.4	39.4	41.3	43.3	49.1	58.9	68.6
	SGLFW-50A200AP	24.5	26.8	29.1	31.4	33.7	36.0	38.3	40.6	42.9	45.2	47.5	49.8	56.7	68.2	79.7
	SGLFW-50A380AP	35.2	37.5	39.8	42.1	44.4	46.7	49.0	51.3	53.6	55.9	58.2	60.5	67.4	78.9	90.4
MITSUBISHI	LM-H3P3A-12P	18.0	19.9	21.8	23.7	25.6	27.5	29.3	31.2	33.1	35.0	36.9	38.8	44.5	53.9	63.4
	LM-H3P3B-24P	20.5	22.4	24.3	26.2	28.1	30.0	31.8	33.7	35.6	37.5	39.4	41.3	47.0	56.4	65.9
	LM-H3P3C-36P	24.7	26.6	28.5	30.4	32.3	34.2	36.0	37.9	39.8	41.7	43.6	45.5	51.2	60.6	70.1
	LM-H3P3D-48P	29.1	31.0	32.9	34.8	36.7	38.6	40.4	42.3	44.2	46.1	48.0	49.9	55.6	65.0	74.5
SEWOO	SWL-PS-10C	17.9	19.7	21.5	23.4	25.2	27.0	28.8	30.6	32.5	34.3	36.1	37.9	43.4	52.5	61.6
	SWL-PS-20C	18.2	20.0	21.9	23.7	25.5	27.4	29.2	31.0	32.8	34.7	36.5	38.3	43.8	53.0	62.1
	SWL-PS-30C	18.5	20.3	22.2	24.0	25.8	27.7	29.5	31.3	33.1	34.9	36.8	38.6	44.1	53.3	62.4
	SWL-PS-40C	20.3	22.1	24.0	25.8	27.6	29.5	31.3	33.1	34.9	36.8	38.6	40.4	45.9	55.1	64.2
PARKER	R7-1E	19.0	21.0	23.0	25.0	27.0	29.0	31.0	33.0	35.0	37.0	39.0	41.0	47.0	57.0	67.0
	R7-2E	21.4	23.4	25.4	27.4	29.4	31.4	33.4	35.4	37.4	39.4	41.4	43.4	49.4	59.4	69.4
	R7-3E	25.8	27.8	29.8	31.8	33.8	35.8	37.8	39.8	41.8	43.8	45.8	47.8	53.8	63.8	73.8

LPS180-1

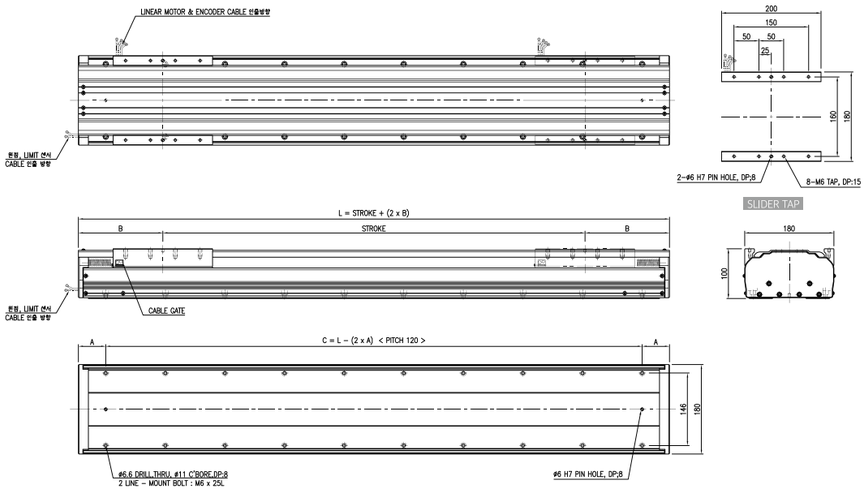

적용 가능 LINEAR MOTOR

MODEL	LPS180Y	LPS180M	LPS180S			LPS180P
Linear motor Maker	YASKAWA	MITSUBISHI	SEWOO			PARKER
	SGLFW-35A120AP	LM-H3P3A-12P	SWL-PS-10C	SWL-PS-20C	SWL-PS-30C	R7-1E-S

LPS180-2

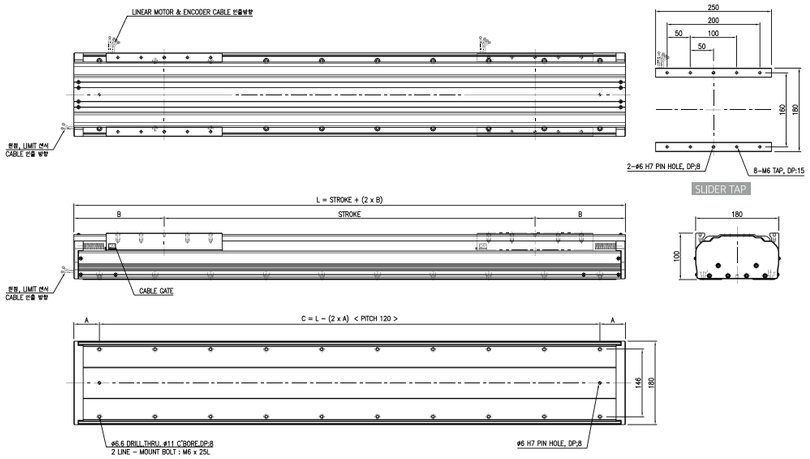

적용 가능 LINEAR MOTOR

MODEL	LPS180Y		LPS180M	LPS180S	LPS180P	
Linear motor Maker	YASKAWA		MITSUBISHI	SEWOO	PARKER	
	SGLFW-35A230AP	SGLFW-50A200AP	LM-H3P3B-24P	SWL-PS-40C	R7-2E-S	R7-2E-P

LPS180-3

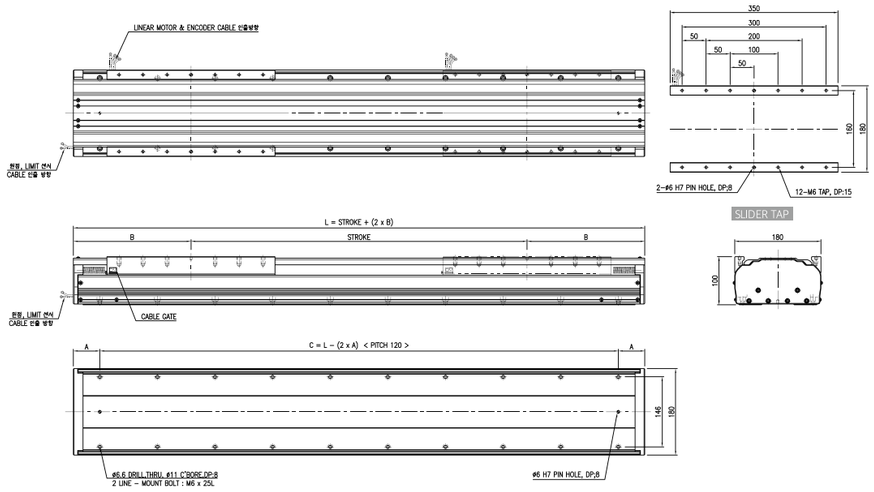

적용 가능 LINEAR MOTOR

MODEL	LPS180M	LPS180P	
Linear motor Maker	MITSUBISHI	PARKER	PARKER
	LM-H3P3C-36P	R7-3E-S	R7-3E-T

LPS180-4

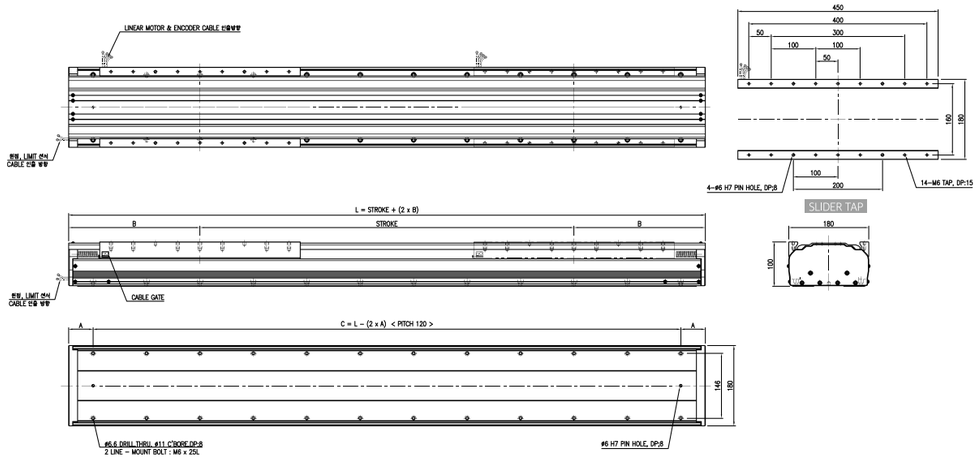

적용 가능 LINEAR MOTOR

MODEL	LPS180Y	LPS180M
Linear motor Maker	YASKAWA	MITSUBISHI
	SGLFW-50A380AP	LM-H3P3D-48P

LPS220 Series

BASIC SPECIFICATION

• Repeatability	±2㎛ (Resolution 1㎛)
	±0.5㎛ (Resolution 0.1㎛)
• Flatness/Straightness	±10㎛ / 300 mm
• Accuracy	±10㎛ / 300 mm
• Deceleration Mechanism	LINEAR MOTOR
• LM Guide Bearing	Two Way 20W-2BLOCK ~ 4BLOCK
• Main Base & Slider	Aluminum Profile, Soft Anodizing
• Base Second Moment of Area(mm^4)	Ix=9.85E+06 Iy=2.21E+07

LINEAR MOTOR SPECIFICATION

MODEL		LPS220M				LPS220S					
Linear motor Maker		MITSUBISHI				SEWOO					
		LM-H3P3A-12P	LM-H3P3B-24P	LM-H3P3C-36P	LM-H3P3D-48P	SWL-PM-10C	SWL-PM-20C	SWL-PM-30C	SWL-PM-40C	SWL-PL-10C	SWL-PL-20C
Max Speed (mm/s)		2000				2000					
FORCE (N)	Continuous	120	240	360	480	78.3	157.4	236.2	315.3	162.6	319.3
	Max	300	600	900	1200	234.9	472.2	708.6	945.9	487.8	957.9
Current (Arms)	Continuous	1.7	3.4	5.1	6.8	3.8	3.8	3.8	3.8	6.4	6.4
	Max	5	9.9	14.9	19.8	11.4	11.4	11.4	11.4	19.2	19.2
Serial Converter		-	-	-	-	-	-	-	-	-	-
Linear Encoder Signal		Digital				Digital					
Servo Drive		MR-J4-40-RJ	MR-J4-70-RJ		MR-J4-200-RJ	MBDHT2510LA1 (PANASONIC)				MDDHT5540LA1 (PANASONIC)	

MODEL		LPS220S		LPS220Y		LPS220P				
Linear motor Maker		SEWOO		YASKAWA		PARKER				
		SWL-PL-30C	SWL-PL-40C	SGLFW-50A200AP	SGLFW-50A380AP	R7-1E-S	R7-2E-S	R7-2E-P	R7-3E-S	R7-3E-T
Max Speed (mm/s)		2000		2000		2000				
FORCE (N)	Continuous	480.5	639.3	280	560	75	150	150	225	225
	Max	1441.5	1917.9	600	1200	229	458	458	687	687
Current (Arms)	Continuous	6.4	6.4	5	10	2.3	2.3	4.5	2.3	6.8
	Max	19.2	19.2	12.4	25	7.3	7.3	14.5	7.3	20.4
Serial Converter		-	-	JZDP-D008-181	JZDP-D008-182	-	-	-	-	-
Linear Encoder Signal		Digital		Analog		Digital				
Servo Drive		MDDHT5540LA1 (PANASONIC)		SGDV-5R5A05A	SGDV-120A05A	MBDHT2510	MBDHT2510	MCDHT3520	MBDHT2510	MDDHT5540

주1) 상기 MAKER 이외의 타사 MAKER 도 적용 가능. 당사로 필히 문의 요망.

LINEAR WEIGHT

STOKE(mm)		100	200	300	400	500	600	700	800	900	1000	1500	2000	2500	3000	3500
YASKAWA	SGLFW-50A200AP	29.5	32.5	35.4	38.4	41.3	44.3	47.2	50.2	53.1	56.1	70.8	85.6	100.3	115.1	129.8
	SGLFW-50A380AP	42.8	45.8	48.7	51.7	54.6	57.6	60.5	63.5	66.4	69.4	84.1	98.9	113.6	128.4	143.1
MITSUBISHI	LM-H3P3A-12P	21.9	24.5	27.1	29.8	32.4	35.0	37.6	40.2	42.9	45.5	58.6	71.7	84.8	97.9	111.0
	LM-H3P3B-24P	25.1	27.7	30.3	33.0	35.6	38.2	40.8	43.4	46.1	48.7	61.8	74.9	88.0	101.1	114.2
	LM-H3P3C-36P	30.4	33.0	35.6	38.3	40.9	43.5	46.1	48.7	51.4	54.0	67.1	80.2	93.3	106.4	119.5
	LM-H3P3D-48P	36.3	38.9	41.5	44.2	46.8	49.4	52.0	54.6	57.3	59.9	73.0	86.1	99.2	112.3	125.4
SEWOO	SWL-PM-10C	23.2	25.9	28.6	31.4	34.1	36.8	39.5	42.2	45.0	47.7	61.3	74.9	88.5	102.1	115.7
	SWL-PM-20C	23.7	26.4	29.1	31.9	34.6	37.3	40.0	42.7	45.5	48.2	61.8	75.4	89.0	102.6	116.2
	SWL-PM-30C	24.3	27.0	29.7	32.5	35.2	37.9	40.6	43.3	46.1	48.8	62.4	76.0	89.6	103.2	116.8
	SWL-PM-40C	31.5	34.2	36.9	39.7	42.4	45.1	47.8	50.5	53.3	56.0	69.6	83.2	96.8	110.4	124.0
	SWL-PL-10C	26.1	29.1	32.0	35.0	38.0	41.0	43.9	46.9	49.9	52.8	67.7	82.5	97.4	112.2	127.1
	SWL-PL-20C	27.9	30.9	33.8	36.8	39.8	42.8	45.7	48.7	51.7	54.6	69.5	84.3	99.2	114.0	128.9
	SWL-PL-30C	36.8	39.8	42.7	45.7	48.7	51.7	54.6	57.6	60.6	63.5	78.4	93.2	108.1	122.9	137.8
	SWL-PL-40C	43.8	46.8	49.7	52.7	55.7	58.7	61.6	64.6	67.6	70.5	85.4	100.2	115.1	129.9	144.8
PARKER	R7-1E	23.3	26.0	28.7	31.5	34.2	36.9	39.6	42.3	45.1	47.8	61.4	75.0	88.6	102.2	115.8
	R7-2E	26.4	29.1	31.8	34.5	37.2	40.0	42.7	45.4	48.1	50.8	64.3	77.9	91.4	105.0	118.5
	R7-3E	32.0	34.7	37.4	40.2	42.9	45.6	48.3	51.0	53.8	56.5	70.1	83.7	97.3	110.9	124.5

LPS220-1

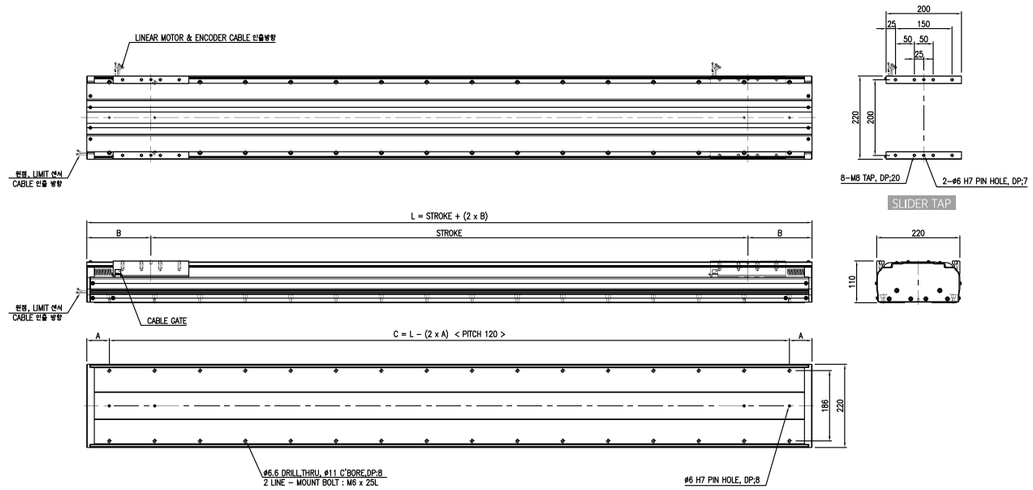

적용 가능 LINEAR MOTOR

MODEL	LPS220M	LPS220S			LPS220P
Linear motor Maker	MITSUBISHI	SEWOO			PARKER
	LM-H3P3A-12P	SWL-PM-10C	SWL-PM-20C	SWL-PL-10C	R7-1E-S

LPS220-2

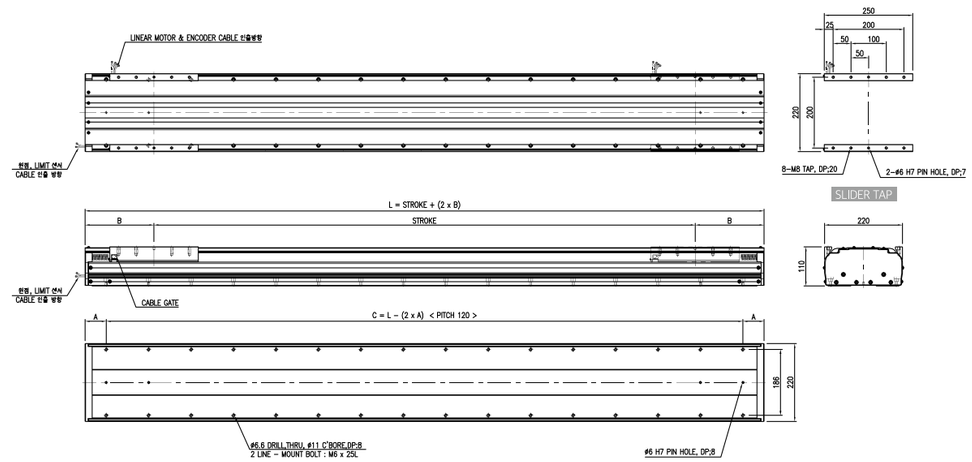

적용 가능 LINEAR MOTOR

MODEL	LPS220Y	LPS220M	LPS220S		LPS220P	
Linear motor Maker	YASKAWA	MITSUBISHI	SEWOO		PARKER	
	SGLFW-50A200AP	LM-H3P3B-24P	SWL-PM-30C	SWL-PL-20C	R7-2E-S	R7-2E-P

LPS220-3

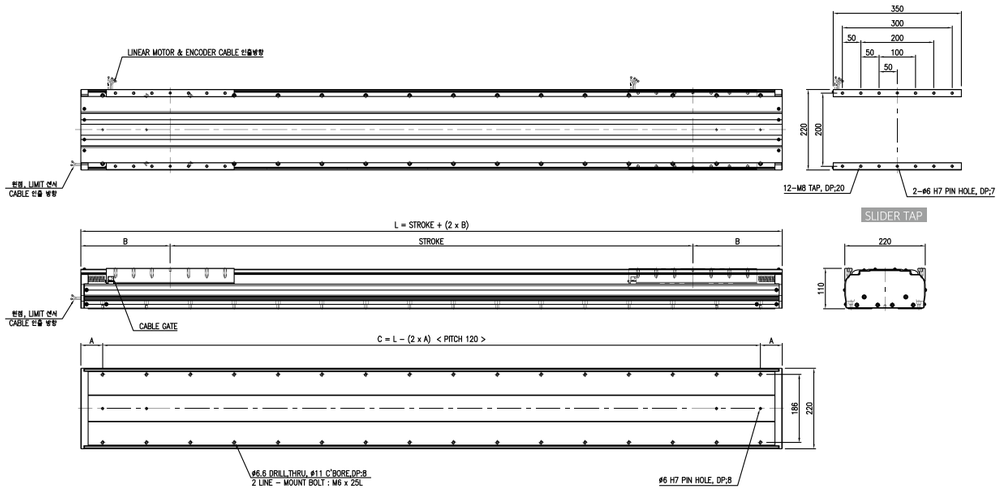

적용 가능 LINEAR MOTOR

MODEL	LPS220M	LPS220S		LPS220P	
Linear motor Maker	MITSUBISHI	SEWOO		PARKER	
	LM-H3P3C-36P	SWL-PM-40C	SWL-PL-30C	R7-3E-S	R7-3E-T

LPS220-4

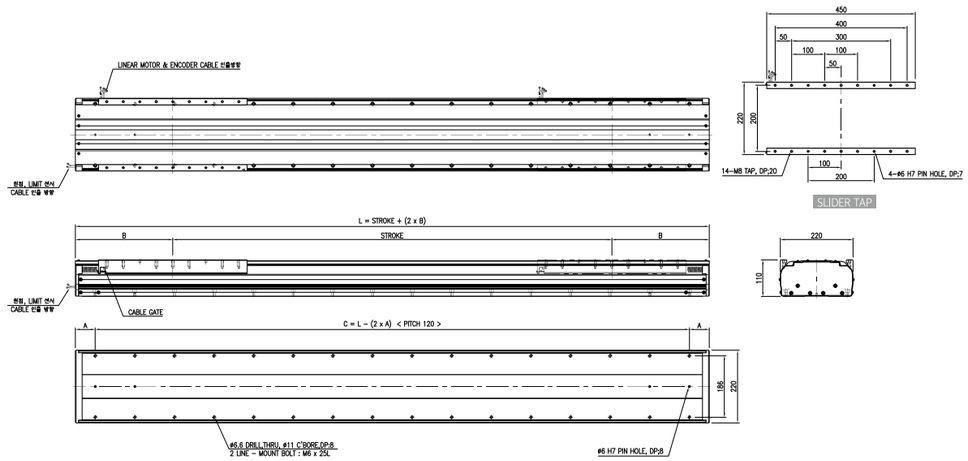

적용 가능 LINEAR MOTOR

MODEL	LPS220Y	LPS220M	LPS220S
Linear motor Maker	YASKAWA	MITSUBISHI	SEWOO
	SGLFW-50A380AP	LM-H3P3D-48P	SWL-PL-40C

LPS300 Series

BASIC SPECIFICATION

• Repeatability	±2㎛ (Resolution 1㎛)
	±0.5㎛ (Resolution 0.1㎛)
• Flatness/Straightness	±10㎛ / 300 mm
• Accuracy	±10㎛ / 300 mm
• Deceleration Mechanism	LINEAR MOTOR
• LM Guide Bearing	Two Way 30W-2BLOCK ~ 4BLOCK
• Main Base & Slider	Aluminum Profile, Soft Anodizing
• Base Second Moment of Area(mm^4)	Ix=2.41E+07 Iy=7.11E+07

LINEAR MOTOR SPECIFICATION

MODEL		LPS300M				LPS300S			
Linear motor Maker		MITSUBISHI				SEWOO			
		LM-H3P7A-24P	LM-H3P7B-48P	LM-H3P7C-72P	LM-H3P7D-96P	SWL-PE-10C	SWL-PE-20C	SWL-PE-30C	SWL-PE-40C
Max Speed (mm/s)		2000				2000			
FORCE (N)	Continuous	240	480	720	960	401.8	822.6	1231.6	1638
	Max	600	1200	1800	2400	1205.4	2467.7	3694.7	4915
Current (Arms)	Continuous	3.4	6.8	10.2	13.6	11.3	11.3	11.3	11.3
	Max	9.6	19.1	28.6	38.1	33.9	33.9	33.9	33.9
Serial Converter		-	-	-	-	-	-	-	-
Linear Encoder Signal		Digital				Digital			
Servo Drive		MR-J4-70-RJ	MR-J4-200-RJ		MR-J4-350-RJ	MEDHT7364LA1	MFDHTA390LA1	MFDHTB3A2LA1	

MODEL		LPS300Y		LPS300P		
Linear motor Maker		YASKAWA		PARKER		
		SGLFW-1ZA200AP	SGLFW-1ZA380AP	R10-1E-S	R10-2E-S	R10-2E-P
Max Speed (mm/s)		2000		2000		
FORCE (N)	Continuous	560	1120	530	1060	1060
	Max	1200	2400	1235	2470	2470
Current (Arms)	Continuous	8.7	17.5	6.6	6.6	13.2
	Max	21.6	43.6	19.8	19.8	39.6
Serial Converter		JZDP-D008-183	JZDP-D008-184	-	-	-
Linear Encoder Signal		Analog		Digital		
Servo Drive		SGDV-120A05A	SGDV-200A05A	MDDHT5540	MDDHT5540	MEDHT364

주1) 상기 MAKER 이외의 타사 MAKER 도 적용 가능. 당사로 필히 문의 요망.

LINEAR WEIGHT

STOKE(mm)		100	200	300	400	500	600	700	800	900	1000	1500	2000	2500	3000	3500
YASKAWA	SGLFW-1ZA200AP	47.1	51.6	56.2	60.7	65.2	69.8	74.3	78.8	83.3	87.9	110.5	133.2	155.8	178.5	201.1
	SGLFW-1ZA380AP	68.9	73.4	78.0	82.5	87.0	91.6	96.1	100.6	105.1	109.7	132.3	155.0	177.6	200.3	222.9
MITSUBISHI	LM-H3P7A-24P	35.4	39.7	43.9	48.2	52.5	56.8	61.0	65.3	69.6	73.8	95.2	116.5	137.9	159.2	180.6
	LM-H3P7B-48P	40.7	45.0	49.3	53.5	57.8	62.1	66.4	70.7	74.9	79.2	100.6	122.0	143.4	164.8	186.2
	LM-H3P7C-72P	49.7	54.0	58.3	62.5	66.8	71.1	75.4	79.7	83.9	88.2	109.6	131.0	152.4	173.8	195.2
	LM-H3P7D-96P	60.3	64.6	68.9	73.1	77.4	81.7	86.0	90.3	94.5	98.8	120.2	141.6	163.0	184.4	205.8
SEWOO	SWL-PE-10C	40.9	45.5	50.0	54.6	59.1	63.7	68.3	72.8	77.4	81.9	104.7	127.5	150.3	173.1	195.9
	SWL-PE-20C	55.3	59.9	64.4	69.0	73.6	78.2	82.7	87.3	91.9	96.4	119.3	142.1	165.0	187.8	210.7
	SWL-PE-30C	67.4	72.0	76.5	81.1	85.7	90.3	94.8	99.4	104.0	108.5	131.4	154.2	177.1	199.9	222.8
	SWL-PE-40C	78.0	82.6	87.1	91.7	96.2	100.8	105.4	109.9	114.5	119.0	141.8	164.6	187.4	210.2	233.0
PARKER	R10-1E	48.5	52.4	56.3	60.3	64.2	68.1	72.0	75.9	79.9	83.8	103.4	123.0	142.6	162.2	181.8
	R10-2E	68.5	72.4	76.4	80.3	84.2	88.2	92.1	96.0	99.9	103.9	123.5	143.2	162.8	182.5	202.1

LPS300-1



적용 가능 LINEAR MOTOR

MODEL	LPS300M
Linear motor Maker	MITSUBISHI
	LM-H3P7A-24P

LPS300-2



적용 가능 LINEAR MOTOR

MODEL	LPS300Y	LPS300M	LPS300S
Linear motor Maker	YASKAWA	MITSUBISHI	SEWOO
	SGLFW-1ZA200AP	LM-H3P7B-48P	SWL-PE-10C

LPS300-3



적용 가능 LINEAR MOTOR

MODEL	LPS150Y	LPS150S	LPS300P
Linear motor Maker	MITSUBISHI	SEWOO	PARKER
	LM-H3P7C-72P	SWL-PE-20C	R10-1E-S

LPS300-4



적용 가능 LINEAR MOTOR

MODEL	LPS300Y	LPS300M	LPS300S
Linear motor Maker	YASKAWA	MITSUBISHI	SEWOO
	SGLFW-1ZA380AP	LM-H3P7D-96P	SWL-PE-30C

LPK ROBOTICS

LPS300-5

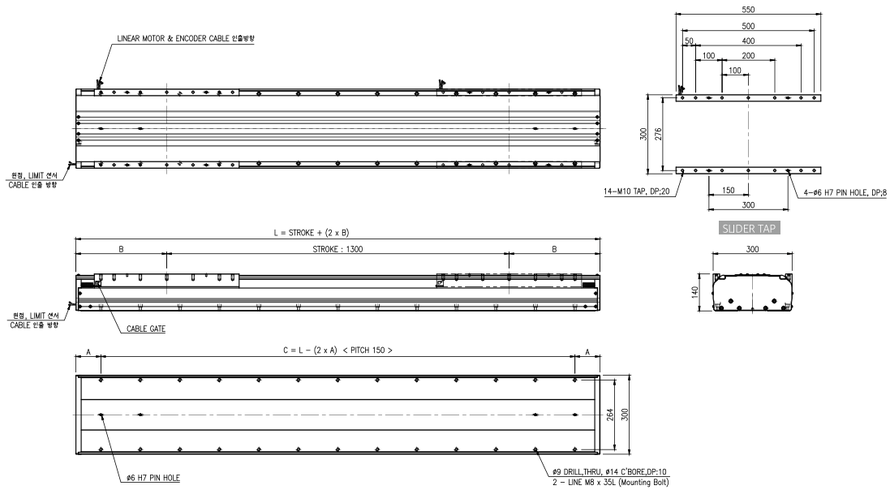

적용 가능 LINEAR MOTOR

MODEL	LPS300S	LPS300P	
Linear motor Maker	SEWOO	PARKER	
	SWL-PE-40C	R10-2E-S	R10-2E-P

The Leading Pioneer of K-Robot.